

Builders CHOICE

Moulding & Millwork profile guide





OUR HISTORY

OrePac is a family-owned and operated business, founded by the Hart family in 1976. Through strong leadership and a commitment to success, the company has grown into one of the premier distributors in the building industry.

Trust, integrity and a dedication to excellence are the values most important to OrePac. That commitment can be found in the services we offer, the quality of the products we provide, and the way we treat our employees and customers. This dedication to our markets has enabled us to make a positive impact on the shelter industry and the communities we serve.

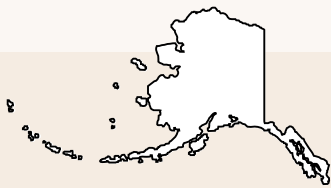


DOMESTIC SOLUTIONS

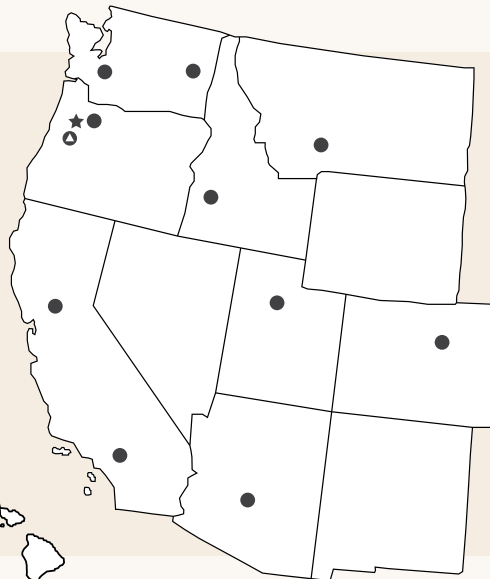
Located in the heart of Oregon's Willamette Valley, OrePac Manufacturing (previously known as Dallas Planing Mill, Inc.) has been in operation since 1883. OrePac produces millwork products including Hemlock, Ponderosa Pine, Knotty Alder and many other hardwoods.

CUSTOM PRODUCTS

With the ability to produce custom patterns through CAD drawings, templates, and knives, we can meet all of your moulding needs in one facility. This makes OrePac Manufacturing a valuable resource to OrePac and its customers.



- ★ **CORPORATE**
Wilsonville, OR
- ▲ **MANUFACTURING**
Dallas, OR
- **DISTRIBUTION CENTERS**



DISTRIBUTION CENTERS

- Boise, ID
- Bozeman, MT
- Denver, CO
- Ontario, CA
- Phoenix, AZ
- Sacramento, CA
- Salt Lake City, UT
- Spokane, WA
- Tacoma, WA
- Wilsonville, OR

TABLE OF CONTENTS

MOULDING 101

- 5 Handling of Millwork
- 6 Common Moulding Applications
- 8 Species Types

PROFILES

- 10 Architrave
- 11 Base
- 18 Casing
- 23 Crown, Door Header
- 25 Chair Rail, Wainscot Cap
- 26 Rounds, Half Rounds, Quarter Rounds
- 27 Square, Stop, Parting Strip
- 30 Brickmould, Hand Rail
- 31 Outside Corner
- 32 Lattice, Opening Trim
- 33 Cove
- 34 Picture Mould, Base Shoe, Screen, Cant Strip
- 35 90 Degree Corner, T&G
- 38 Boards
- 41 Jambs, Frames
- 42 Mullion, Astragals, Plinth, Rosette
- 43 Universal Base Corners, Radius Base Corners



Unfinished Woodwork is Vulnerable!

- Apply finish as soon as possible following the manufacturer's finishing instructions.
- Never expose unpainted millwork to direct sunlight!
- Always protect unfinished millwork from moist conditions. Never store on the ground, on concrete, or where rain can blow in.
- All mouldings should be stored horizontally off the floor and in a dry location.

It's critical to protect millwork from direct sunlight prior to finishing to avoid rapid drying and bleaching. Even a few hours exposure to direct sunlight causes drying and bleaching. Millwork must be stored in a dry area away from excess heat. Never store on the ground, nor allow wood to come into direct contact with concrete. The natural tendency of concrete to absorb moisture can create a "wicking" of moisture out of the air or the ground and into the wood.



Mouldings Must be Acclimated

72 hours prior to installation, mouldings should be unbundled and allowed to acclimate to the environment in the room in which they will be installed, with a controlled humidity level. The humidity at the time of acclimation should be similar to the humidity expected upon occupancy of the project.



Finishing

Light sanding is required on all non-primed millwork prior to finishing. Follow manufacturer's recommended instructions for your product type.



BACK BAND

A rabbeted moulding used to surround the outside edge of casing.

BASE

Applied where floor and walls meet, forming a visual foundation. Protects walls from kicks, bumps, furniture, etc. Base shoe and base cap are used to conceal uneven floor and wall junctions.

BASE CAPS

A decorative member installed flush against wall at the top of an S4S baseboard. Can be used as panel moulding.

BASE SHOES

Applied where base moulding meets floor. Protects base from damage. Conceals uneven lines or cracks.

BEDS

Used where walls and ceiling meet. Installed either as flat or projected from surface.

BRICKMOULD

Used as an exterior door and window casing. A thick moulding providing a surface for brick or other siding to butt against.

CASING

Used to trim inside and outside of door and window openings.

CHAIR RAIL

Interior moulding applied about one third up from the floor, paralleling base moulding and encircling the room.

CORNER GUARDS

Outside (OS) corner guard is used to protect corners or to cover ragged edges where wall covering and painted surfaces meet at outside corner.

COVES

Concave profile. Used at corners, particularly as a ceiling cornice.

CROWNS

Used where wall and ceiling meet. Used to cover large angles; always installed projected from surface.

DRIP CAPS

Applied over exterior window and door frames. Keeps water from seeping under the siding. Also directs water away from window glass.

HAND RAIL

Used as a hand support in a stairwell.

HALF ROUNDS

Can be used as a screen moulding, bead shelf edge or panel moulding.

LATTICE

Originally used in trellis work. This small, plain S4S moulding is among the most versatile of profiles.

PANEL MOULD

Used to form panels on walls, ceilings or built up cornice applications.

QUARTER ROUNDS

May be used as a base shoe, inside corner moulding, or to cover any 90 degree recessed junction.

ROUNDS

Most often used as a closet pole.

SHELF EDGE / SCREEN MOULD

Used to hold glass in place. Also called glass stop, cove and bead, putty bead, glazing bead and staff bead.

STOP

Nailed to the face of the door frame to prevent the door from swinging through.

WAINSCOT CAP

Trims out the upper edge or top of a wainscot. Covers plywood's rough sawn edge in installations where it's exposed to view.

CROWN

Used where wall and ceiling meet.
Used to cover large angles; always installed projected from surface.

PANEL MOULD

Used to form panels on walls, ceilings or built up cornice applications.

CASING

Used to trim inside and outside of door and window openings.

STOP

Nailed to the face of the door frame to prevent the door from swinging through.

CHAIR RAIL

Interior moulding applied about one third up from the floor, paralleling base moulding and encircling the room.

WAINSCOT CAP

Trims out the upper edge or top of a wainscot. Covers plywood's rough sawn edge in installations where it's exposed to view.

BASE SHOE

Applied where base moulding meets floor. Protects base from damage. Conceals uneven lines or cracks.

BASE

Applied where floor and walls meet, forming a visual foundation. Protects walls from kicks, bumps, furniture, etc. Base shoe and base cap are used to conceal uneven floor and wall junctions.

SPECIES TYPES



HEMLOCK

Hemlock is light brown with red tinges. It features uneven, commonly twisted grain and has a medium-coarse texture. A good selection if you plan on staining your jamb and frame components.


H



SOLID PINE

Clear Pine is a knot-free wood with a signature rustic look. It is very sturdy and durable.

SP



KNOTTY PINE

With its adorning distribution of knots, Knotty Pine works especially well for interior finish.

KP



FINGERJOINT RAW PINE

Fingerjoint Raw Pine is a paint grade product for those who plan on painting their millwork and prefer to work with real wood.


FJ



FINGERJOINT PRIMED PINE

Primed Fingerjoint Pine is great for those who plan on painting their millwork but still prefer to work with real wood as opposed to MDF.

FJP



OAK

Oak is very hard, heavy and strong. Despite its density, it is very easy to work with.

O



KNOTTY ALDER

As one would expect, this wood can have many large knots and splits. This is the perfect choice for rustic style projects.

KA



SUPERIOR ALDER

With limited knots, Superior Alder is used for a cleaner look.

SA



POPLAR

This is the most cost-effective hardwood offered. The softest of the hardwoods, Poplar is excellent for paint grade but can still be stained.


POP



FIR

Douglas Fir is offered in vertical and mixed grain. Its pink color reddens over time.


F



MDF

Medium-Density Fiberboard (MDF) is a reconstituted wood panel product. It is dry-processed fiberboard manufactured from wood fibers. Known for its consistency, ease of handling and superior paint adhesion.

M



MDF ULTRALITE

MDF Ultralite has the same benefits of regular MDF while being 17% lighter.

MU



BIRCH

The wood of Yellow Birch is heavy, strong, close-grained, even-textured and shows a wide color variation from reddish-brown to creamy white. It is used for furniture, cabinetry and interior finish.

B



CHERRY

Cherry is a very heavy and strong wood that machines and sands very smooth. From furniture to small accessories to built-ins, this is a top class wood.

C



WALNUT

Quite durable and strong, its colors can be light to chocolate brown with large grown rings. The sapwood is often times white.

W



MAHOGANY

One of the foremost cabinet woods in the world. Mahogany is straight grain to interlocked grain and has a medium-coarse texture. Varies slightly in color from light reddish-brown to medium red.

MG



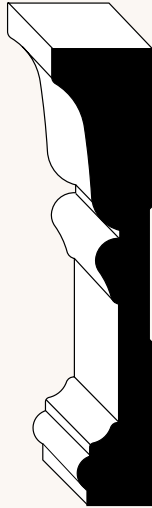
MAPLE

Maple is characterized as dense and light in color. It is a fine-textured and close-grained wood that does not require filling.

MPL

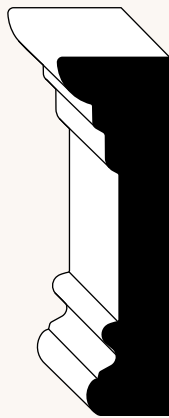


ARCHITRAVE



5020 - ARCHITRAVE

1-3/16" x 5-1/4" | (M)



5000 - ARCHITRAVE

1-3/16" x 3-3/4" | (H)

5475 - ARCHITRAVE

1" x 4-3/4" | (KA)

RB3 - ARCHITRAVE

1-3/16" x 3-3/4" | (M)




618 - MOULDED

1/2" x 5-1/4"	H
9/16" x 5-1/4"	M * KA




620 - MOULDED

9/16" x 4-1/4"	KA
----------------	-----------



623 - MOULDED

1/2" x 3-1/4"	KA M *
7/16" x 3-1/4"	H
9/16" x 3-1/4"	FJP *



625 - MOULDED


7/16" x 2-1/4"	H *
----------------	------------

634 - MOULDED


1/2" x 2-1/2"	M *
---------------	------------

KEY: **H** Hemlock **FJP** Fingerjoint Primed Pine **KA** Knotty Alder **M** MDF


BASE




496 - BULLNOSE
 9/16" x 5-3/8" | H



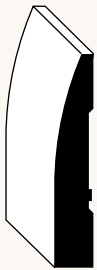
3102 - STREAMLINE
 7/16" x 3-1/4" | H




261 - BULLNOSE
 1/2" x 3-1/4" | M



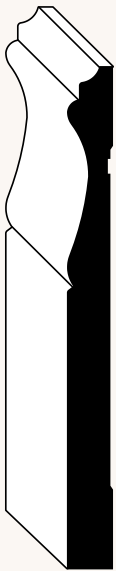
1013 - BASE E1E
 1/2" x 3-1/4" | KA



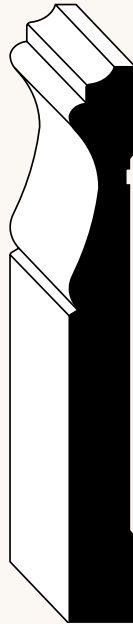
41 - STREAMLINE
 7/16" x 2-1/4" | H



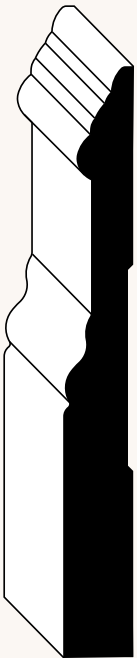
1015 - BASE E1E
 1/2" x 5-1/4" | KA



H663 - GINGERBREAD
 7/16" x 4-1/4" | **H**



716 - BASE
 9/16" x 4-5/8" | **FJP**



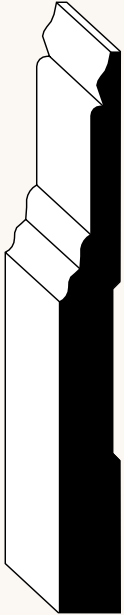
545 - BASE
 5/8" x 5" | **M**



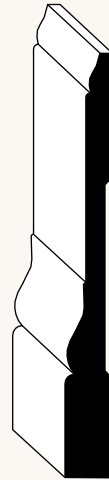
412 - CAMBRIDGE
 9/16" x 4-1/2" | **M**

KEY: **H** Hemlock | **FJP** Fingerjoint Primed Pine | **KA** Knotty Alder | **M** MDF

BASE



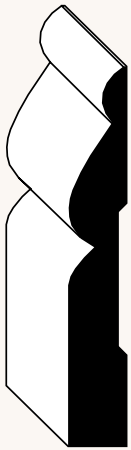
234 - BASE
9/16" x 5-1/2" | (M)



243 - BASE
1/2" x 4-1/4" | (M)



326 - BASE
9/16" x 3-3/8" | (M)



215 - SIERRA
1/2" x 3-1/8" | (M)



218 - SIERRA
9/16" x 5-1/4" | (M)*



714 - SIERRA
9/16" x 7-1/4" | (M)*

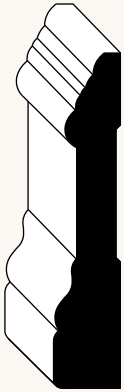
KEY: (M) MDF





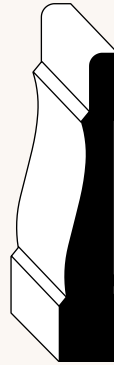
Premium products
to complete your home

CASING



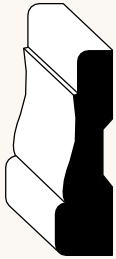
535 - CASING

11/16" x 3-1/2"	(M)
3/4" x 3-1/2"	(H)



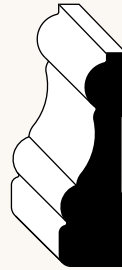
444 - COLONIAL

5/8" x 3-1/8"	(FJP) (M)
5/8" x 3-1/4"	(H)



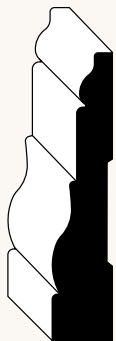
356 - COLONIAL

9/16" x 2-1/4"	(M)
5/8" x 2-1/4"	(H) (FJP) (KA)



410 - CASING

11/16" x 2-1/4"	(M)
-----------------	-----



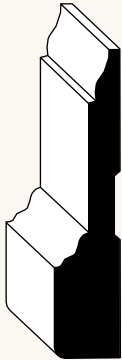
39 - CASING

11/16" x 3-1/4"	(KA)
-----------------	------



62 - CASING

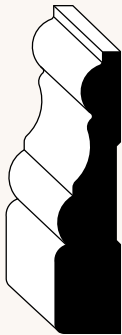
3/4" x 2-3/4"	(KA)
---------------	------



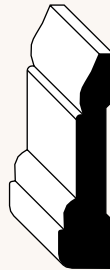
003 - CASING
 1 1/16" x 3-1/4" | (M)



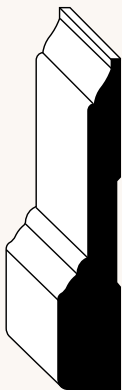
388 - CASING
 1 1/16" x 3-1/4" | (M)



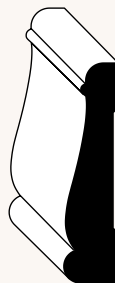
72 - CASING
 1 1/16" x 3" | (M)



19 - MOULDED
 9/16" x 2-1/4" | (H) (M)



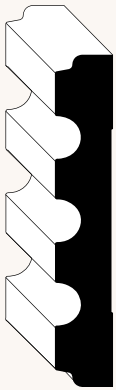
150 - CASING
 5/8" x 3-1/4" | (M)



H350 - BEADED
 9/16" x 2-1/4" | (H)

KEY: (H) Hemlock (FJP) Fingerjoint Primed Pine (KA) Knotty Alder (M) MDF

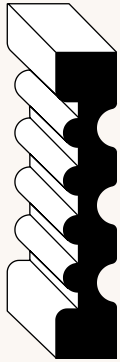
CASING



1003 - FLUTED
 5/8" x 3-3/8" | (M)



908 - REED
 5/8" x 3-3/8" | (M)




1001 - FLUTE & REED
 5/8" x 3-1/4" | (H)



1208 - BEADED
 11/16" x 2-1/2" | (H) (FJP)




3005 - BEADED
 1/2" x 1-1/2" | (H)




3002 - BEVEL	
1/2" x 2-1/4"	H
9/16" x 2-1/4"	FJP

214 - BEVEL	
9/16" x 2-1/4"	M



3000 - BEVEL	
1/2" x 1-1/2"	H


158 - BEVEL	
9/16" x 1-9/16"	M



3014 - STREAMLINE	
7/16" x 2-1/4"	H




H324 - BEVEL	
11/16" x 2-1/4"	H



H327 - STREAMLINE	
5/8" x 2-1/4"	H

KEY: **H** Hemlock **FJP** Fingerjoint Primed Pine **M** MDF

CASING




495 - E2E BULLNOSE

3/4" x 3-1/2"	KA
5/8" x 3-1/4"	H
11/16" x 3-1/2"	M



472 - VG E2E BULLNOSE

5/8" x 2-1/4"	H
---------------	---



473 - BULLNOSE

9/16" x 2-1/4"	M
----------------	---

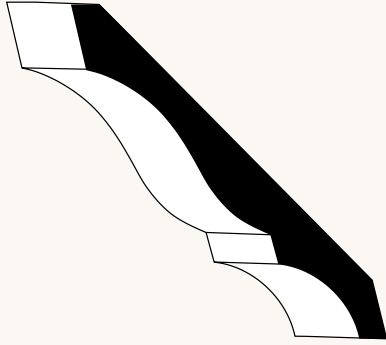


433 - E2E BULLNOSE

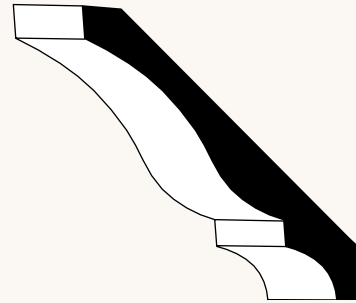
9/16" x 3-1/4"	M
----------------	---



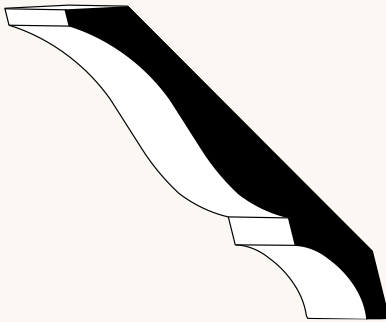
1002 - E2E BULLNOSE	
5/8" x 2-1/4"	KA
1003 - E2E BULLNOSE	
5/8" x 3-1/4"	KA



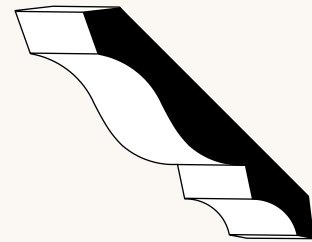
46 - CROWN
 9/16" x 5-1/4" | (M)



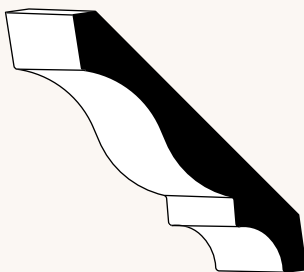
48 - CROWN
 9/16" x 4-1/4" | (M)



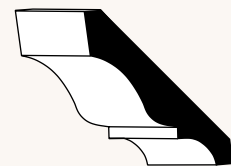
1045 - CROWN
 11/16" x 5-1/4" | (KA)



50 - CROWN
 1/2" x 3-7/16" | (H)

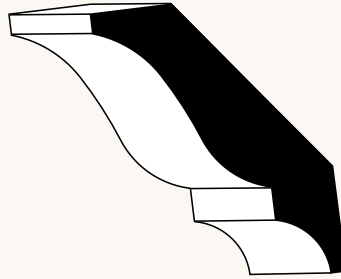


49 - CROWN
 9/16" x 3-5/8" | (FJP) (M)



54 - CROWN
 1/2" x 2-1/4" | (H)

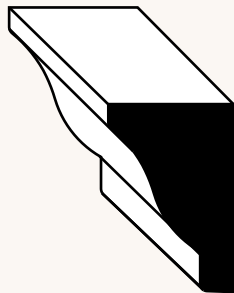
KEY: (H) Hemlock (FJP) Fingerjoint Primed Pine (KA) Knotty Alder (M) MDF



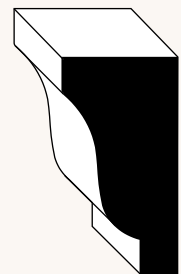
1051 - CROWN
1 1/16" x 3-1/4" | KA



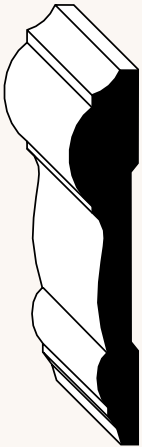
802 - DOOR HEADER
1-1/16" x 2-1/4" | KA



3242 - CROWN
1/2" x 1 11/16" | H



3248 - CROWN
1-1/4" x 2-1/4" | FJP



297 - CHAIR RAIL
 11/16" x 3" | (M)



390 - CHAIR RAIL
 5/8" x 2-7/16" | (H)
 11/16" x 2-5/8" | (FJP)




292 - WAINSCOT CAP
 9/16" x 1-1/8" | (H)

KEY: (H) Hemlock | (FJP) Fingerjoint Primed Pine | (KA) Knotty Alder | (M) MDF



3212 - HALF ROUND
 3/4" | H



3226 - FULL ROUND
 1-5/16" | H

106 - QUARTER ROUND
 11/16" x 11/16" | FJP

3206 QUARTER ROUND
 11/16" x 11/16" | H

105 QUARTER ROUND
 3/4" x 3/4" | SA



111 QUARTER ROUND
 3/8" x 3/8" | SA



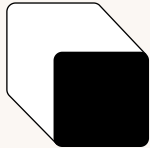
3202 QUARTER ROUND
 1/2" x 1/2" | H



3201 QUARTER ROUND
 3/8" x 3/8" | H



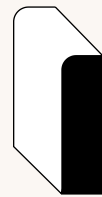
3200 QUARTER ROUND
 1/4" x 1/4" | H



3516 - SQUARE
 1 1/16" x 1 1/16" | H



3428 - PARTING STRIP
 7/16" x 1 1/16" | H



865 - BULLNOSED 1-EDGE
 7/16" x 1-1/2" | H

305 - BULLNOSE STOP
 3/8" x 1-1/4" | O

887 - BULLNOSE STOP
 3/8" x 1-1/4" | H FJP MG
 7/16" x 1-1/4" | SP

866 - BULLNOSE STOP
 7/16" x 1-5/16" | H



966 STOP
 1/2" x 1-1/2" | H FJP KA

3422
 5/16" x 1-3/16" | H



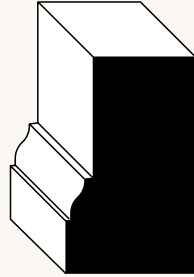
936 - COLONIAL STOP
 1/2" x 1-3/8" | KA
 3/8" x 1-3/8" | H
 7/16" x 1-3/8" | FJP

KEY: H Hemlock SP Solid Pine FJP Fingerjoint Primed Pine O Oak KA Knotty Alder SA Superior Alder MG Mahogany





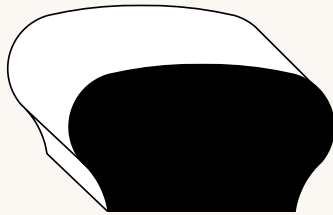
“The finishing touches
to transform any room”



180 - BRICKMOULD

1-1/4" x 2"


H FJP KA



**3507
OVAL HAND RAIL**

1-1/4" x 2-1/4"


H



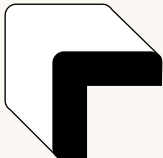
231 - HAND RAIL

1-7/16" x 1-5/8"


H



204 - OUTSIDE CORNER
1-1/4" x 1-1/4" | H



205 - OUTSIDE CORNER
1-1/8" x 1-1/8" | FJP



**3280
OUTSIDE CORNER**
1-1/16" x 1-1/16" | H



**3282
OUTSIDE CORNER**
11/16" x 11/16" | H

KEY: H Hemlock FJP Fingerjoint Primed Pine KA Knotty Alder



264 - LATTICE
 1/4" x 2-1/4" | H



266 - LATTICE
 1/4" x 1-5/8" | H



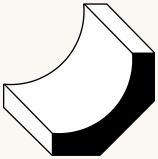
267 - LATTICE
 1/4" x 1-3/8" | H



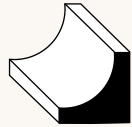
268 - LATTICE
 1/4" x 1-1/8" | H



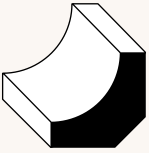
953 - OPENING TRIM
 1/2" x 1-3/8" | SA
 7/16" x 1-5/16" | H
 7/16" x 1-3/8" | FJP M



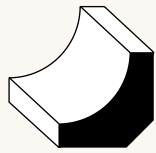
334 - COVE
 1/2" x 1-1/2" | **H**



93 - COVE
 3/4" x 3/4" | **FJP**



3264 - COVE
 11/16" x 11/16" | **H**



3260 - COVE
 1/2" x 1/2" | **H**

KEY: **H** Hemlock **FJP** Fingerjoint Primed Pine **SA** Superior Alder **M** MDF



1010 - PICTURE MOULD
 11/16" x 1-5/8" | H



3288 - BASE SHOE
 7/16" x 11/16" | H


126 - BASE SHOE
 1/2" x 3/4" | FJP



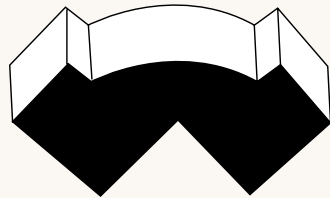
H13 FLUTED SCREEN
 1/4" x 3/4" | H



3274 - SCREEN FLAT
 1/4" x 3/4" | H

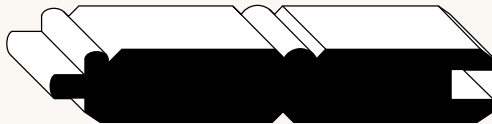


995 - CANT STRIP
 3/4" x 3/4" | SP



352
90 DEGREE CORNER

1-7/16" x 3-1/8" | **FJP**



T&G MG HBP5804

5/8" x 3-3/8" | **H**


KEY: **H** Hemlock **SP** Solid Pine **FJP** Fingerjoint Primed Pine



“Elegance
is in the details”



BOARDS

**E2E - 1/2 X 4**


1/2" x 3-1/2" | (M)

E2E - 1/2 X 6

1/2" x 5-1/2" | (M)

E2E - 1/2 X 8

1/2" x 7-1/4" | (M)

**E2E - 1 X 2**

11/16" x 1-1/2" | (M)

3/4" x 1-1/2" | (KA)

E2E - 1 X 5

11/16" x 4-9/16" | (M)

3/4" x 4-9/16" | (KA)

E2E - 1 X 8

11/16" x 7-1/4" | (M)

3/4" x 7-1/4" | (KA)

E2E - 1 X 3

11/16" x 2-1/2" | (M)

3/4" x 2-1/2" | (KA)

E2E - 1 X 6

11/16" x 5-1/2" | (M)

3/4" x 5-1/2" | (KA)

E2E - 1 X 10

11/16" x 9-1/4" | (M)

3/4" x 9-1/4" | (KA)

E2E - 1 X 4

11/16" x 3-1/2" | (M)

3/4" x 3-1/2" | (KA)


E2E - 1 X 7

11/16" x 6-9/16" | (M)

E2E - 1 X 12

11/16" x 11-1/4" | (M)

3/4" x 11-1/4" | (KA)

**E2E - 5/4 X 4**

1" x 3-1/2" | (KA) (M)


E2E - 5/4 X 6

1" x 5-1/2" | (KA) (M)


E2E - 5/4 X 8

1" x 7-1/4" | (KA) (M)

BOARDS



S4S - 1 X 2 MG 3/4" x 1-1/2" H	S4S - 1 X 5 MG 3/4" x 4-9/16" H	S4S - 1 X 10 MG 3/4" x 9-1/4" H
S4S - 1 X 3 MG 3/4" x 2-1/2" H	S4S - 1 X 6 MG 3/4" x 5-1/2" H	S4S - 1 X 12 MG 3/4" x 11-1/4" H
S4S - 1 X 4 MG 3/4" x 3-1/2" H	S4S - 1 X 8 MG 3/4" x 7-1/4" H	



S4S - 1 X 2 VG 3/4" x 1-1/2" H F	S4S - 1 X 5 VG 3/4" x 4-9/16" H F	S4S - 1 X 8 VG 3/4" x 7-1/4" H F
S4S - 1 X 3 VG 3/4" x 2-1/2" H F	S4S - 1 X 6 VG 3/4" x 5-1/2" H F	S4S - 1 X 10 VG 3/4" x 9-1/4" H F
S4S - 1 X 4 VG 3/4" x 3-1/2" H F	S4S - 1 X 7 VG 3/4" x 6-9/16" H	S4S - 1 X 12 VG 3/4" x 11-1/4" H F



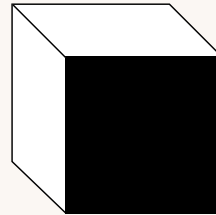
S4S - 1 X 2 FJPR 3/4" x 1-1/2" FJP	S4S - 1 X 6 FJPR 3/4" x 5-1/2" FJP	S4S - 5/4 X 4 FJPR 1-1/8" x 3-1/2" FJP
S4S - 1 X 3 FJPR 3/4" x 2-1/2" FJP	S4S - 1 X 8 FJPR 3/4" x 7-1/4" FJP	S4S - 5/4 X 6 FJPR 1-1/8" x 5-1/2" FJP
S4S - 1 X 4 FJPR 3/4" x 3-1/2" FJP	S4S - 1 X 10 FJPR 3/4" x 9-1/4" FJP	S4S - 5/4 X 8 FJPR 1-1/8" x 7-1/4" FJP
S4S - 1 X 5 FJPR 3/4" x 4-1/2" FJP	S4S - 1 X 12 FJPR 3/4" x 11-1/4" FJP	

KEY: H Hemlock FJP Fingerjoint Primed Pine KA Knotty Alder F Fir M MDF
--

BOARDS



VG - 5/4 X 4	1" x 3-1/2"	H
VG - 5/4 X 6	1" x 5-1/2"	H
VG - 5/4 X 8	1" x 7-1/4"	H



S4S - 2 X 2 MG	1-1/2" x 1-1/2"	H F
-----------------------	-----------------	-----



S4S - 1/2 X 4	1/2" x 3-1/2"	H
S4S - 1/2 X 6	1/2" x 5-1/2"	H



S4S - 1/4 X 4	1/4" x 3-1/2"	H
S4S - 1/4 X 6	1/4" x 5-1/2"	H

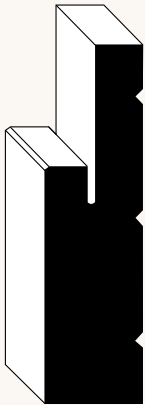


S4S - 1 X 2	3/4" x 1-1/2"	O POP B W MPL
S4S - 1 X 2	3/4" x 1-1/2"	C MG
S4S - 1 X 3	3/4" x 2-1/2"	O POP B W
S4S - 1 X 3	3/4" x 2-1/2"	C MG

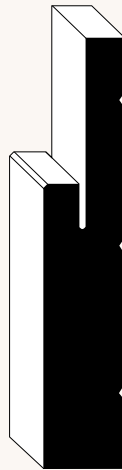
S4S - 1 X 4	3/4" x 3-1/2"	O POP B W MPL
S4S - 1 X 4	3/4" x 3-1/2"	C MG
S4S - 1 X 6	3/4" x 5-1/2"	O POP B W MPL
S4S - 1 X 6	3/4" x 5-1/2"	C MG

S4S - 1 X 8	3/4" x 7-1/4"	O POP
S4S - 1 X 8	3/4" x 7-1/4"	C
S4S - 1 X 12	3/4" x 11-1/4"	O POP

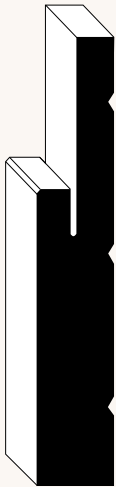
KEY:	H Hemlock	SP Solid Pine	KP Knotty Pine	FJP Fingerjoint Primed Pine	O Oak	KA Knotty Alder
-------------	------------------	----------------------	-----------------------	------------------------------------	--------------	------------------------



4-9/16 - EXT JAMB
 1-1/4" x 4-9/16" | H FJP KA



6-9/16 - EXT JAMB
 1-1/4" x 6-9/16" | H FJP KA



7-1/4 - EXT JAMB
 1-1/4" x 7-1/4" | H FJP KA



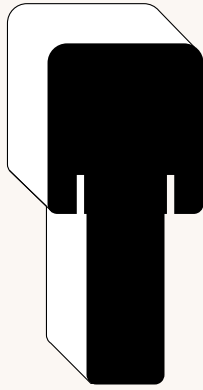
8-7/8 - EXT FRAME
 1-1/4" x 8-7/8" | H FJP



INT FLAT


11/16" x 4-9/16"	H	SP	KP
	FJP	O	KA
	MG		
11/16" x 4-13/16"	H	FJP	KA
11/16" x 6-9/16"	H	SP	KP
	FJP	KA	
11/16" x 6-13/16"	KA		

KEY: POP Poplar F Fir B Birch C Cherry W Walnut MG Mahogany MPL Maple



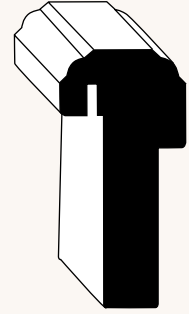
MULLION

1-1/2" x 4-3/8"	H FJP KA
1" x 3-9/16"	H FJP KA



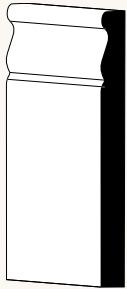
INTERIOR ASTRAGAL

1-3/8"	H FJP SA
--------	---



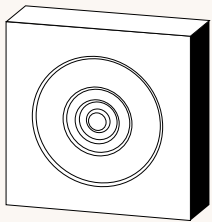
EXTERIOR ASTRAGAL

1-3/4"	H SA
--------	--------------------------------



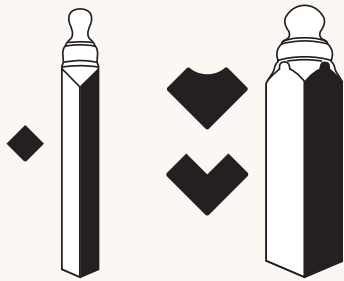
PLINTH

Plinth Block	HCPBM	3/4" x 3-1/2" x 6-1/2"	MPL
--------------	-------	------------------------	------------------



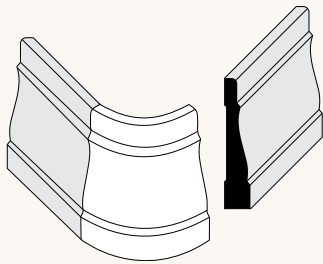
ROSETTE

Rosette Square Corner	HCSCSGM	3/4" x 3-1/2" x 3-1/2"	MPL
-----------------------	---------	------------------------	------------------



UNIVERSAL BASE CORNERS

Universal Base Inside Corner	HCUBI	7-1/4"	H
Universal Base Outside Corner Radius	HCUBOR	7-1/4"	H



3/4" RADIUS BASE CORNERS

HC356BOR	5/8" x 2-1/4"	H FJP
HC356DUL	9/16" x 2-1/4"	M
HC444BOR	5/8" x 3-1/4"	H
HC444UL	9/16" x 3-1/8"	M
HC444ABOR	5/8" x 3-1/8"	FJP

KEY: **H** Hemlock **FJP** Fingerjoint Primed Pine **KA** Knotty Alder **SA** Superior Alder **M** MDF **MPL** Maple

Builders
® CHOICE

