




## Entry & Patio Door Systems Southwest Region



# Why OrePac

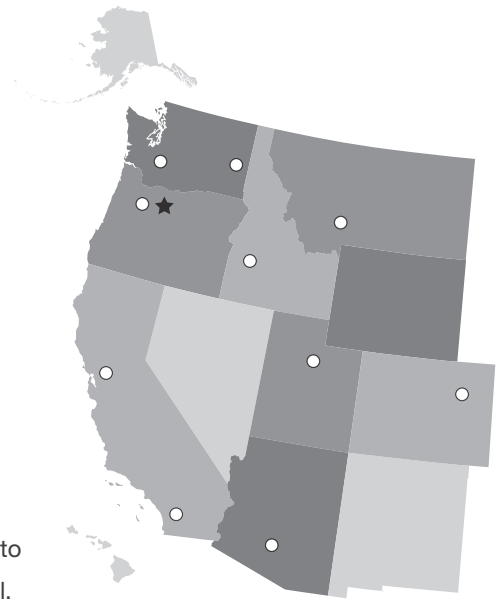
## Our History

OrePac is a family-owned and operated business, founded by the Hart family in 1977. Through strong leadership and a commitment to success, the company has grown into one of the premier distributors in the building industry.

Trust, integrity, and a dedication to excellence are the values most important to OrePac. That commitment can be found in the services we offer, the quality of the products we provide, and the way we treat our employees and customers. This dedication to our markets has enabled us to make a positive impact on the shelter industry and the communities we serve.

## OrePac Marketplace

At OrePac, our goal is to **Make Complicated Simple™**. That's why we've created an industry-leading configurator to simplify the door ordering process for our dealers. Talk to your OrePac Sales Representative to find out more about this easy and time-saving tool.



★ CORPORATE  
○ BRANCH

Boise, ID	Sacramento, CA
Bozeman, MT	Salt Lake City, UT
Denver, CO	Spokane, WA
Ontario, CA	Tacoma, WA
Phoenix, AZ	Wilsonville, OR

# Why Therma-Tru® Doors Uncompromising quality, inside and out.

## #1 Among Building Pros

It's a brand you can trust. Why? Because year after year, building professionals rank Therma-Tru #1 – as the brand they prefer most – in entry doors.\*



## Experience & Know-How

Behind every Therma-Tru door stands decades of experience and technical know-how. Therma-Tru makes or recommends every aspect – from the glass to the hinges – to bring your home durability and reliability through the years.

## Lifetime Limited Warranty

When you pay close attention to every detail that goes into a door, you can stand behind its parts longer than the rest. That's why your Therma-Tru fiberglass door system is backed with a lifetime limited warranty – the industry's most comprehensive warranty of its kind.



## Energy Efficiency

More than 80% of Therma-Tru door and glass options are ENERGY STAR® qualified and National Fenestration Rating Council (NFRC) certified, helping save money on energy costs.



Front Cover: Classic Craft Walnut Grain Door – CCW904R, Finish – Redwood  
Right Page Top: Fiber-Classic Oak Collection, Low-E Glass with SDLs, Door – FC1207, Sidelites – 2000SL, Door Surround – TDS-FLTLT  
Right Page Bottom: Classic Craft Canvas, Low-E Glass with SDLs, Door – CCV960, Sidelites – CCV9020SL, Transom – 19220T

\*Brand Use Study, 2021 *Builder* magazine. Note: See your Therma-Tru seller or visit [www.thermatru.com](http://www.thermatru.com) for details on limited warranties and exclusions, and ENERGY STAR qualified products.

# Table of Contents

Why OrePac .....	02
The Power of Curb Appeal .....	04
The Beauty of Choice .....	05
SDL Doors with Glass .....	06
EnLiten Flush-Glazed Designs .....	07
Classic Craft .....	08
Decorative Glass .....	14
Specialty Glass .....	16
Divided Lites .....	17
Full Glass .....	18
3/4 Glass .....	21
2/3 Glass .....	23
1/2 Glass .....	27
Craftsman .....	28
Solid Panel .....	30
Full Glass Sidelites .....	33
Craftsman Sidelites .....	34
8'0" Full Glass .....	35
8'0" 3/4 Glass .....	37
8'0" 2/3 Glass .....	38
8'0" Craftsman .....	44
8'0" Solid Panel .....	46
8'0" Full Glass Sidelites .....	50
Fiber-Classic & Smooth Star® .....	52
Door Construction .....	53
Decorative Glass .....	54
Specialty Glass .....	56
Divided Lites .....	57
Full Glass .....	58
3/4 Glass .....	64
1/2 Glass .....	68
Oval & Center Arch .....	77
Craftsman .....	80
Minimal Glass .....	83
Solid Panel .....	85
Full Glass Sidelites .....	88
3/4 Sidelites .....	92
1/2 Glass & Craftsman Sidelites .....	94
Pulse .....	96
Pulse Sidelites .....	104
8'0" Full Glass .....	106
8'0" 3/4 Glass .....	109
8'0" 1/2 Glass .....	112
8'0" Craftsman Glass .....	117
8'0" Minimal Glass .....	119
8'0" Solid Panel .....	122
8'0" Full Glass Sidelites .....	124
8'0" 3/4 Sidelites .....	126
8'0" 1/2 Lite & Craftsman Sidelites .....	128
8'0" Pulse .....	130
8'0" Pulse Sidelites .....	138
Profiles™ & Traditions Steel Doors .....	
Full Glass .....	140
1/2 Glass .....	143
Minimal Glass & Solid Panel .....	148
8'0" Full & 1/2 Glass .....	150
8'0" Minimal Glass & Solid Panel .....	152
Pulse .....	154
8'0" Pulse .....	159
A Complete Door System .....	164
Multi-Point Locking Systems (MPLS) .....	166
Hardware Options .....	167
FinishKote Stain .....	168
FinishKote Paint .....	170
Accessories .....	172
Hinged Patio Door Systems .....	173
Product Details .....	173



# The Power of Curb Appeal

Open the door to increased value with a stylish new Therma-Tru door. A new entry door can pay for itself – and then some – giving you and your customers more bang for your buck. Learn more at [thermatru.com/curbappeal](http://thermatru.com/curbappeal).



## Perceived Value

A smart investment, a new Therma-Tru® entry door can increase a home's perceived value by **4.2%** or **\$18,750** on average.\*



## Return On Investment

Homeowners who choose a stylish new Therma-Tru® entry door can see **more than 2 times** the return on their investment.\*



## A smart investment.

### Lifetime Limited Warranties

We stand behind more parts and for longer than other door companies because we make or specify everything that goes into our door system. A Therma-Tru fiberglass door system is backed by the industry's most comprehensive lifetime limited warranties.



### Energy Efficiency

In any region or climate, energy efficiency is key. More than 80% of Therma-Tru door and glass options are ENERGY STAR® qualified and National Fenestration Rating Council (NFRC) certified, helping save money on energy costs.



### Quality Testing


Our doors, glass and components are held to high standards. We conduct thorough testing to help ensure that our products will live up to a homeowner's toughest quality and performance expectations.

\*Not based on actual home sales. Not a guarantee of investment returns, increase in value or selling price. Based on a nationwide survey of consumers' estimates of perceived home value based on exterior appearance. Results may vary based on region and home style. Therma-Tru's "National Home Valuation Study" was commissioned by Therma-Tru in 2015 and conducted by TNS, an independent provider of internet-based research. Note: See your Therma-Tru seller or visit [www.thermatru.com](http://www.thermatru.com) for details on limited warranties and exclusions, and ENERGY STAR qualified products.

Top Right: Smooth-Star, Axis Glass, Door – S1652, Sidelite – S1652SL

# The Beauty of Choice

The architectural beauty of a Therma-Tru door is easy to see. With the look of real wood, rich panel details and intricate, handcrafted decorative glass designs, there are thousands of possibilities to suit the style of a home and express a homeowner's personal style.



## Door Selections

Find choices in design, texture and material with many configurations available to find the ideal door system.




## Decorative & Specialty Glass

Complement any Therma-Tru door with a variety of glass shapes and designs.




## Door System Components

Have confidence in a door system made with genuine Therma-Tru components to meet the needs of many applications.



## Finish Options

Complete the desired look with stain or paint. Explore a variety of colors from PrismaGuard® premium finish and Same-Day® Stain.



## Door Surrounds

Add a beautiful, finished look to the entry with a stylish, low-maintenance door surround from Therma-Tru.

## Selecting a Door System

Therma-Tru pays close attention to regional and consumer trends to deliver choices designed to inspire. Keep these considerations in mind when choosing from our portfolio of door system products:

- What is the size of the doorway?
- What is the style of the home?
- Does the homeowner want to stain or paint the door?
- How much light or privacy is desired?

Also consider:

- Building codes specific to applications, such as house-to-garage, as well as regional weather conditions.



# Contemporary SDL Doors with Glass

For Classic Craft®, Fiber-Classic® & Smooth-Star® Doors & Sidelites

## MAKE IT YOUR OWN

### Configurations

Select the perfect lite style for your door.



Availability of specific SDL bars and glass families may vary.  
Contact your local OrePac representative for more information.

### Textures

Choose between smooth or woodgrain.



CLASSIC CRAFT®  
FIR GRAIN



FIBER-CLASSIC®  
OAK



CLASSIC CRAFT® CANVAS  
& SMOOTH-STAR®

Classic Craft Fir Grain, Geometric Glass with SDLs,  
Door – CCA2300XG, Sidelites – CCA2400XGSL

### Glass

Choose between energy efficient privacy or textured glass.



CHINCHILLA



CHORD



CLEAR



REEDED



GRANITE




GEOMETRIC



RAIN



SATIN ETCH



LOW-E

### Choose a Stain or Paint Color

Give your door the attention it deserves!



Durable  
Topcoat

Professional  
Application



# EnLiten.™ Flush-Glazed Designs

For Classic Craft, Fiber-Classic, & Smooth-Star Doors & Sidelites

Simplified beauty. Resilient designs. With clean lines and seamless construction, EnLiten flush-glazed designs are perfect for today's homes. Built for long-term performance, these doors and sidelites feature the sleek looks homeowners want and the stylish around-the-home solutions they need. Look for the (▲, △) icons.



## Superior Sound Dampening

Doors with flush-glazed glass do a better job of dampening outside noise compared to a Lip-lite alternative.



## 11% More Energy Efficient

The Low-E glass used in flush-glazed doors delivers a clear view and is 11% more energy efficient than 1/2" Low-E glass in a Lip-lite frame.\*



## Withstands Winds Up to 167 mph

Door systems with flush-glazed glass are designed and tested to withstand wind forces up to 167 mph (DP-50).\*\* (ASTM-E330)



Flush-Glazed Glass



Lip-Lite Frame

## Durable by design.

Double- or triple-pane glass is built directly into the door with a high-performance dual adhesive weather seal. This delivers a clean seamless look with no lite frame or screw plugs, and reduces the potential for air and water infiltration, among other benefits.

## Maximum views.

Create an airy, open feeling in the home with larger daylight openings. EnLiten.™ flush-glazed designs offer up to a 16% increase in visible glass area than conventional lite frames.

\*Comparison of U-factor values of a flush-glazed full-lite door and a Lip-lite full-lite door, both with Low-E glass.


\*\*Must be installed as part of a Therma-Tru door system in compliance with a Therma-Tru product approval. Impact-rated products not available.

## See the difference.


EnLiten flush-glazed designs provide a simple profile with no added embellishments around the glass.



Flush-Glazed Glass with Detailed Sticking ▲



Flush-Glazed Glass with Square Sticking △



Lip-Lite Frame

## Warranty riders for peace of mind.

### EnLiten. Flush-Glazed Rider for Construction & Installation

Provides protection in case of accidental glass breakage during residential and multi-family construction or installation. Therma-Tru will replace the flush-glazed fiberglass door or sidelite.

### EnLiten. Flush-Glazed Rider for Homeowners

Provides protection in case of glass-related failures due to manufacturer defect. Therma-Tru will furnish \$300 toward installation and replace the flush-glazed fiberglass door or sidelite.



# CLASSIC CRAFT.

## An unrivaled entry experience.

Transform the entry into a one-of-a-kind experience. One that blends artistry, craftsmanship and modern engineering. Captivate the senses with remarkably authentic wood grains, exquisite handcrafted glass and sumptuous design details found only in Classic Craft. Because homes with uncompromising style demand uncompromising entryways.

Top: Classic Craft Mahogany Grain, Low-E Glass with SDLs, Doors – CCM8303L, CCM8303R, Finish – Raven  
Right Page Top: Classic Craft Fir Grain, Low-E Glass with SDLs, Door – CCA230, Sidelites – CCA210SL, Finish – Raven  
Right Page Middle: Classic Craft Mahogany Grain, Low-E Glass with SDLs, Doors – CCM8303L, CCM8303R, Finish – New Earth  
Right Page Bottom: Classic Craft Walnut Grain Door – CCW8906R, Low-E Direct Set Sidelite – DRS82131SL, Finish – Lynx

# Curated collections inspired by style.

Classic Craft celebrates the best of design for homes with uncompromising style. Three expertly curated collections draw inspiration from the latest trends and bring your home design vision to life with unrivaled beauty, luxe craftsmanship and an attention to detail you won't find anywhere else.

## Artissa Collection

Casual | Relaxed | Simple



## Founders Collection

Traditional | Time-Honored | Decorative



## Visionary Collection

Modern | Confident | Minimal



## True-to-Wood Origins

Revel in the handcrafted look and feel of a premium fiberglass entryway with true-to-wood origins. Discover exquisite textures with grains hand selected from the finest natural wood species and meticulously recreated with our revolutionary AccuGrain® technology.

**AccuGrain.**  
TECHNOLOGY

### Fir Grain

Formerly Classic-Craft American Style

Designed to echo the grain of the largest species of American Hemlocks – the Western Hemlock tree – found in lush coastal rainforests of the Pacific Northwest.

**NEW**

### Walnut Grain

Crafted to reflect the prized hardwood of the mighty Black Walnut trees, these doors feature a horizontal grain with natural movement accented by delicate arches and cathedrals.

### Mahogany Grain

Formerly Classic-Craft Mahogany & Rustic

Derived from the finest African and Honduran Mahogany, blending rustic influences with exotic roots to build upon the rich history of one of the most renowned woods in the world.

### Oak Grain

Designed to emulate the unique characteristics of Red Oak trees, embodying the look and feel of one of the most popular wood grains of all time.

### Canvas

Inspired by the world's most exquisite masterpieces and designed with the architectural character of finely sanded wood.

# Industry-leading warranties for peace of mind.



Uniquely designed by Therma-Tru, Classic Craft complete entryway systems are backed by an industry-leading 1x transferable lifetime limited warranty from the entry door brand building professionals choose most.\* This comprehensive lifetime limited warranty can be transferred one time to a new owner, should you ever sell your home.



In addition, Classic Craft entryways with our handcrafted and professionally applied PrismaGuard® premium stain or paint are backed by a transferable 10-year limited finish warranty – Therma-Tru's best. The balance of this finish warranty can transfer to a second owner.

Learn about our industry-leading warranties at [www.thermatru.com/warranty](http://www.thermatru.com/warranty).

\*Brand Use Study, 2021 *Builder* magazine.

Note: See your Therma-Tru seller or visit [www.thermatru.com](http://www.thermatru.com) for details on limited warranties and exclusions.



# Premium construction, inside and out.

Highlighting the best of craftsmanship and innovation, Classic Craft® premium entryways boast impressive, well-designed features and remarkable construction. The inner workings of each Classic Craft door lay the foundation for exceptional strength, security, energy efficiency and long-term performance you can depend on for years to come.



## Engineered for Moisture Protection

Features composite top and bottom rails and solid hardwood edges for increased moisture and rot protection all the way around the door.



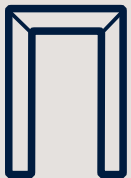
## Designed with Authenticity

Features construction identical to wood doors with narrow stiles and rails, and flush-glazed glass options that are more than 10% wider\* to welcome more natural light into the home.



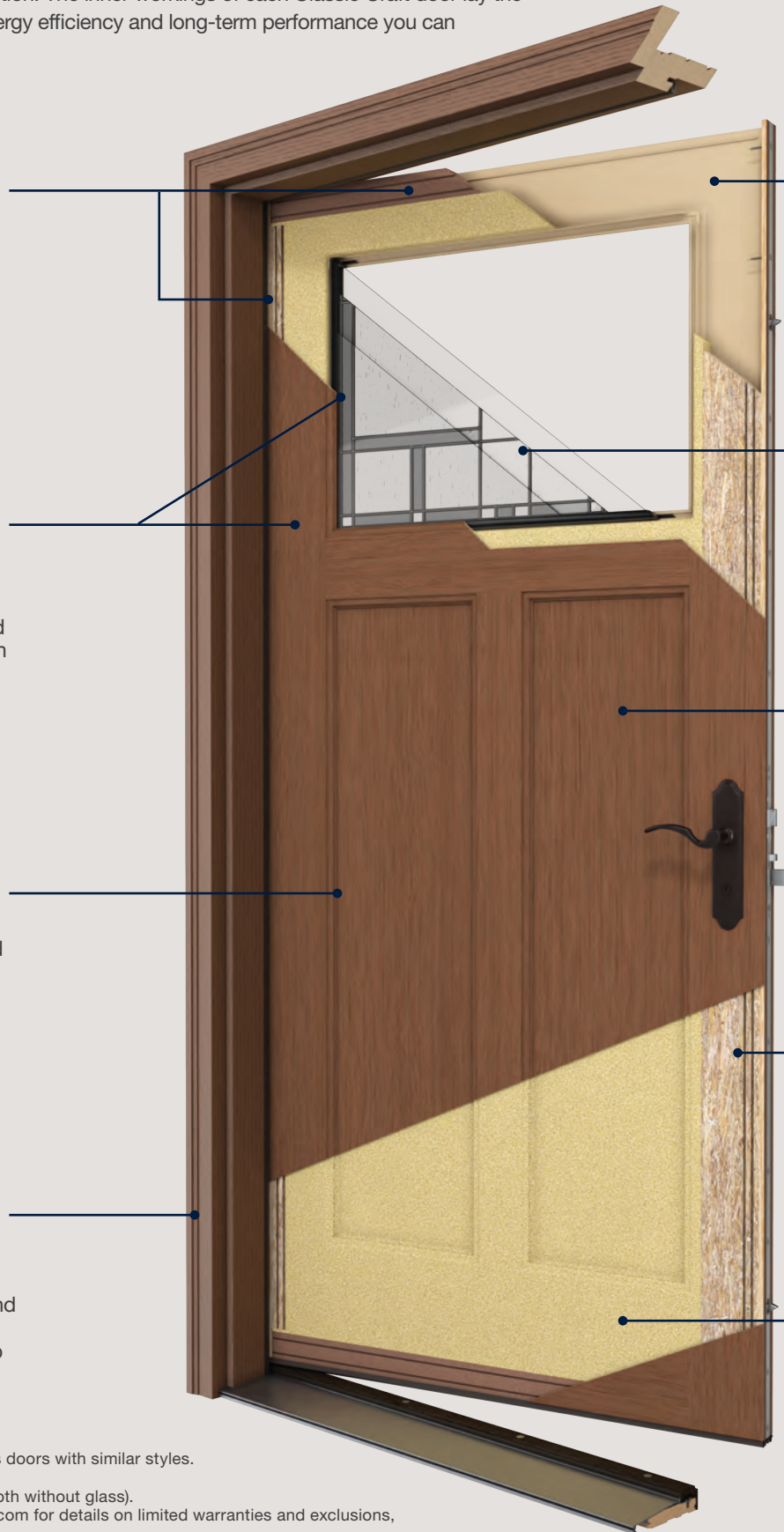
## Tested to Withstand Mother Nature

Designed and rigorously tested to withstand and protect from the damaging effects of harsh weather conditions.



## Therma-Tru® Door Frame

Created specifically for Therma-Tru doors to deliver an entire entry system designed and engineered to work together to resist leaks and drafts, and help maintain energy efficiency and weather resistance.



\*Comparison of Classic Craft to other standard fiberglass doors with similar styles. Visit [www.thermatru.com](http://www.thermatru.com) for details.

\*\*Comparison of R-Values of fiberglass to wood doors (both without glass).

Note: See your Therma-Tru seller or visit [www.thermatru.com](http://www.thermatru.com) for details on limited warranties and exclusions, and ENERGY STAR qualified products.

Right Page Top: Classic Craft Walnut Grain Door – CCW8901L; Low-E Glass Direct Set Sidelite – DRS82131SL, Finish – Acorn

Right Page Middle: Classic Craft Mahogany Grain, Low-E Glass, Door – CCR30020; Provincial Glass, Sidelites – CCR3408SL;

Low-E Glass, Transom – 19220T, Finish – Driftwood

Right Page Bottom: Classic Craft Canvas Door – CCV220, Low-E Glass, Sidelites – CCV100SL, Finish – Indigo



### **Designed for Long-Term Performance**

Features fiberglass skins that are 46% thicker\* for added durability and better long-term performance.



### **Triple-Pane Construction**

Most decorative, privacy and textured glass panels are enclosed between tempered glass, offering superior quality and thermal performance.



### **Crafted for a True-to-Wood Appearance**

Revolutionary AccuGrain® technology replicates authentic natural wood textures for a look and feel that is virtually indistinguishable from real wood.



### **Built for Strength and Security**

Constructed with a 4" wide board of engineered lumber that runs the full length of the locking side of the door for a solid natural wood feel that makes Classic Craft doors 50% stronger and 30% heavier.\*



### **Constructed for Energy Efficiency**

Built with a high-performance polyurethane foam core that is four times more energy efficient than wood.\*\*



# Decorative Glass

## Homeward™



Black Nickel



Brushed Nickel

Privacy Rating 1 (4) 10



## Arcadia™



Black Nickel



Brushed Nickel

Privacy Rating 1 (5) 10



## Augustine®



Wrought Iron

Privacy Rating 1 (10) 10



## Bella™



Black Nickel

Privacy Rating 1 (6) 10



## Arborwatch®



Black Nickel



Brushed Nickel

Privacy Rating 1 (6) 10



## Borrassa®



Wrought Iron

Privacy Rating 1 (10) 10



## Provincial™



Black Nickel

Privacy Rating 1 (6) 10



## Longford™



Black Nickel

Privacy Rating 1 (8) 10



Note: Glass privacy ratings may be more or less than indicated, based on glass design and size of glass. Glass designs may differ from depiction due to size and hand craftsmanship of glass. See your Therma-Tru seller or visit [www.thermatru.com](http://www.thermatru.com) for more details.

## Cambridge™



Black Nickel



Brushed Nickel



Brass

Privacy Rating 1 (3) 10



## Zaha®



Black Nickel



Brushed Nickel

Privacy Rating 1 (3) 10



## Lucerna®



Black Nickel



Brushed Nickel

Privacy Rating 1 (7) 10



# Specialty Glass

Reeded (XK)



Privacy Rating 1 (7) 10




Satin Etch (XE)



Privacy Rating 1 (10) 10



Chord (XC)



Privacy Rating 1 (10) 10




Chinchilla (XJ)



Privacy Rating 1 (10) 10



Rainglass (XR)



Privacy Rating 1 (8) 10



Granite (XN)




Privacy Rating 1 (10) 10



## Low-E Glass



In cold weather, Low-E glass reflects the heat back inside to help keep your home warm.



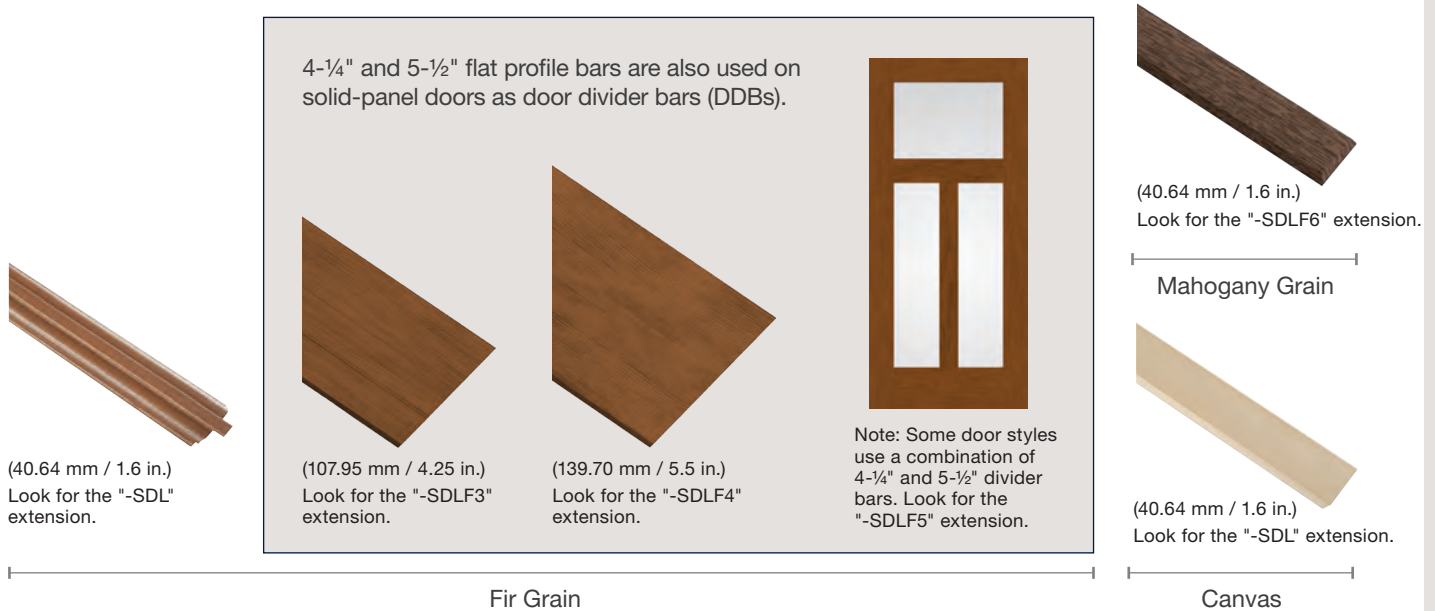
In warm weather, Low-E glass reflects the sun's rays off of the glass to help keep your home cool.

# Divided Lites

Enhance the beauty of any home with divided lites for entry and patio doors. Increase curb appeal by coordinating with window grid patterns for a cohesive look that suits the home's architectural details.

## Simulated Divided Lites (SDLs)

Wood-grained or smooth SDL bars adhere to the interior and exterior panes of tempered glass and can be stained or painted to complement the door and home.




## Removable Wood Grilles

Removable wood grilles snap on and off the interior pane of tempered glass for easy cleaning. Can be stained or painted to complement the home décor.



# Classic Craft. Full Glass



## Key

- ..... No Stile Lines
- 🔥 ..... Flush-Glazed Glass
- ..... Vented Sidelite
- ◆ ..... Black Nickel
- ..... Brushed Nickel
- ❖ ..... Brass
- ✕ ..... Wrought Iron
- XK.....Reeded
- XG.....Geometric
- XE.....Satin Etch
- XC.....Chord
- XJ.....Chinchilla
- XR.....Rainglass
- XN.....Granite
- ☀ ..... Low-E
- CL.....Clear
- └─┘ ..... Flat Frame
- 🔥 ..... 20-Minute Fire-Rated

## SIMULATED DIVIDED LITES

- ▮ ..... Simulated Divided Lites
- 1 ..... 1.125" Flat Simulated Divided Lites
- 2 ..... 3.5" Flat Simulated Divided Lites
- 3 ..... 4.25" Flat Simulated Divided Lites
- 4 ..... 5.5" Flat Simulated Divided Lites
- 5 ..... 4.25" & 5.5" Flat Combo Simulated Divided Lites
- 6 ..... 1.6" Flat Simulated Divided Lites
- ..... Removable Wood Grilles
- ◆ ..... Fixed Grilles

## FLAT PROFILE GRILLES BETWEEN GLASS

- GBGFW .... Flat White Grilles Between Glass
- GBGFA .... Flat Almond Grilles Between Glass
- GBGFB .... Flat Bronze Grilles Between Glass
- GBGFK .... Flat Black Grilles Between Glass

## CONTOUR PROFILE GRILLES BETWEEN GLASS

- GBGCW .... Contour White Grilles Between Glass
- GBGCA .... Contour Almond Grilles Between Glass
- GBGCB .... Contour Bronze Grilles Between Glass
- GBGCK .... Contour Black Grilles Between Glass

## Artissa Collection

### Homeward™



Canvas  
CCV9925 ◆ ■  
6'8": 3'0"

- ▮ Mahogany\*\*  
CCR9925 ◆ ■  
6'8": 3'0"
- ▮ Oak  
CC9925 ◆ ■  
6'8": 3'0"

### Privacy / Low-E SDL



Fir\*  
CCA2350XE-SDLF5 🔥  
6'8": 3'0"  
5

- CCA2350-SDLF5LE 🔥  
6'8": 3'0"  
5 ☀

### Arborwatch.



Canvas  
CCV1423 ◆  
6'8": 3'0"

- ▮ Mahogany\*\*  
CCR1423 ◆  
6'8": 3'0"
- ▮ Oak  
CC1423 ◆  
6'8": 3'0"

### Privacy / Low-E SDL



Fir\*  
CCA2360XE-SDLF5 🔥  
6'8": 3'0"  
5

- CCA2360-SDLF5LE 🔥  
6'8": 3'0"  
5 ☀

### Privacy / Low-E SDL



Fir\*  
CCA2370XE-SDLF4 🔥  
6'8": 3'0"  
4

- CCA2370-SDLF4LE 🔥  
6'8": 3'0"  
4 ☀

### Privacy / Low-E SDL



Fir\*  
CCA4900XE-SDLF3 🔥  
6'8": 3'0"  
3

- CCA4900-SDLF3LE 🔥  
6'8": 3'0"  
3 ☀

### Privacy / Low-E SDL



Fir\*  
CCA4910LXE-SDLF3 🔥  
6'8": 3'0"  
3



CCA4910RXE-SDLF3 🔥  
6'8": 3'0"  
3



CCA4910R-SDLF3LE 🔥  
6'8": 3'0"  
3 ☀



CCA4920LXE-SDLF5 🔥  
6'8": 3'0"  
5



CCA4920R-SDLF5LE 🔥  
6'8": 3'0"  
5 ☀

### Privacy / Low-E SDL



CCA4920R-SDLF5LE 🔥  
6'8": 3'0"  
5 ☀

Note: Product images show exterior side of door.

\*Formerly Classic-Craft American Style. \*\*Formerly Classic-Craft Rustic.

## Privacy / Low-E SDL



CCA4930-SDLF5LE  
6'8": 3'0"  
5

Fir\*

CCA4930XE-SDLF5  
6'8": 3'0"  
5

## Privacy / Low-E SDL



CCA4940-SDLF5LE  
6'8": 3'0"  
5

Fir\*

CCA4940XE-SDLF5  
6'8": 3'0"  
5

## Founders Collection

## Arcadia™



Mahogany\*\*  
CCR30029  
6'8": 3'0"

Oak  
CC109  
6'8": 3'0"

Canvas

CCV10029  
6'8": 3'0"

## Augustine.



Mahogany\*\*  
CCR30027  
6'8": 3'0"

Canvas

CCV10027  
6'8": 3'0"

## Bella™



Mahogany\*\*  
CCR30024B  
6'8": 3'0"

Canvas

CCV10024B  
6'8": 3'0"

## Borrassa.



Mahogany\*\*  
CCR1528  
6'8": 3'0"

Canvas

CCV1528  
6'8": 3'0"

## Longford™



Mahogany\*\*  
CCR30023  
6'8": 3'0"

Canvas

CCV10023  
6'8": 3'0"

## Lucerna.



Mahogany\*\*  
CCR10022  
6'8": 3'0"

Oak  
CC10022  
6'8": 3'0"

Canvas

CCV10022  
6'8": 3'0"

## Provincial™



Mahogany\*\*  
CCR30028  
6'8": 3'0"

Oak  
CC107  
6'8": 3'0"

Canvas

CCV10028  
6'8": 3'0"

## Cambridge™



Mahogany\*\*  
CCR30026  
6'8": 3'0"

Oak  
CC106  
6'8": 3'0"

Canvas

CCV10026  
6'8": 3'0"

## Low-E Clear



Mahogany\*\*  
CCR30020-LE  
6'8": 3'0"

Oak  
CC100-LE  
6'8": 3'0"

Canvas

CCV10020-LE  
6'8": 3'0"

# Classic Craft. Full Glass



## Key

- ..... No Stile Lines
- 🔥 ..... Flush-Glazed Glass
- ..... Vented Sidelite
- ◆ ..... Black Nickel
- ..... Brushed Nickel
- ◆ ..... Brass
- ✕ ..... Wrought Iron
- XK.....Reeded
- XG.....Geometric
- XE.....Satin Etch
- XC.....Chord
- XJ.....Chinchilla
- XR.....Rainglass
- XN.....Granite
- ☀ ..... Low-E
- CL.....Clear
- └─┘ ..... Flat Frame
- 🔥 ..... 20-Minute Fire-Rated

## SIMULATED DIVIDED LITES

- ▤ ..... Simulated Divided Lites
- 1 ..... 1.125" Flat Simulated Divided Lites
- 2 ..... 3.5" Flat Simulated Divided Lites
- 3 ..... 4.25" Flat Simulated Divided Lites
- 4 ..... 5.5" Flat Simulated Divided Lites
- 5 ..... 4.25" & 5.5" Flat Combo Simulated Divided Lites
- 6 ..... 1.6" Flat Simulated Divided Lites
- ..... Removable Wood Grilles
- ◆ ..... Fixed Grilles

## FLAT PROFILE GRILLES BETWEEN GLASS

- GBGFW ... Flat White Grilles Between Glass
- GBGFA .... Flat Almond Grilles Between Glass
- GBGFB .... Flat Bronze Grilles Between Glass
- GBGFK .... Flat Black Grilles Between Glass

## CONTOUR PROFILE GRILLES BETWEEN GLASS

- GBGCW ... Contour White Grilles Between Glass
- GBGCA .... Contour Almond Grilles Between Glass
- GBGCB .... Contour Bronze Grilles Between Glass
- GBGCK .... Contour Black Grilles Between Glass

## Visionary Collection

### Zaha.



Canvas  
CCV1851 ◆ ■  
6'8": 3'0"

Mahogany\*\*  
CCR1851 ◆ ■  
6'8": 3'0"

### Privacy / Low-E SDL



CCA2300-SDLF4LE 🔥  
6'8": 3'0"  
4 ☀

### Privacy / Low-E SDL



Fir\*  
CCA2310( )-SDLF4 🔥  
(XK, XE)  
6'8": 3'0"  
4

CCA2310-SDLF4LE 🔥  
6'8": 3'0"  
4 ☀

### Privacy / Low-E SDL



Fir\*  
CCA2320( )-SDLF3 🔥  
(XK, XE)  
6'8": 3'0"  
3

CCA2320-SDLF3LE 🔥  
6'8": 3'0"  
3 ☀

### Privacy / Low-E SDL



Fir\*  
CCA2330( )-SDLF3 🔥  
(XK, XE)  
6'8": 3'0"  
3

CCA2330-SDLF3LE 🔥  
6'8": 3'0"  
3 ☀

### Privacy / Low-E SDL



Fir\*  
CCA2340( )-SDLF3 🔥  
(XK, XE)  
6'8": 3'0"  
3

CCA2340-SDLF3LE 🔥  
6'8": 3'0"  
3 ☀

### Privacy / Low-E SDL



Fir\*  
CCA2380( )-SDLF5 🔥  
(XK, XE)  
6'8": 3'0"  
5

CCA2380-SDLF5LE 🔥  
6'8": 3'0"  
5 ☀

### Privacy / Low-E



Fir\*  
CCA2400( ) 🔥  
(XK, XE)  
6'8": 3'0"

CCA2400-LE 🔥  
6'8": 3'0"  
☀

Note: Product images show exterior side of door.

\*Formerly Classic-Craft American Style. \*\*Formerly Classic-Craft Rustic.

# Classic Craft. 3/4 Glass



Classic Craft Canvas, Homeward Glass, Door – CCV9922, Sidelites – CCV911SL, Transom – HWRT

## Key

- ..... No Stile Lines
- ..... Flush-Glazed Glass
- ..... Vented Sidelite
- ◆ ..... Black Nickel
- ..... Brushed Nickel
- ◆ ..... Brass
- ✕ ..... Wrought Iron
- XK.....Reeded
- XG.....Geometric
- XE.....Satin Etch
- XC.....Chord
- XJ.....Chinchilla
- XR.....Rainglass
- XN.....Granite
- ☀ ..... Low-E
- CL.....Clear
- └ ..... Flat Frame
- 🔥 ..... 20-Minute Fire-Rated

## SIMULATED DIVIDED LITES

- ..... Simulated Divided Lites
- 1 ..... 1.125" Flat Simulated Divided Lites
- 2 ..... 3.5" Flat Simulated Divided Lites
- 3 ..... 4.25" Flat Simulated Divided Lites
- 4 ..... 5.5" Flat Simulated Divided Lites
- 5 ..... 4.25" & 5.5" Flat Combo Simulated Divided Lites
- 6 ..... 1.6" Flat Simulated Divided Lites
- ..... Removable Wood Grilles
- ◆ ..... Fixed Grilles

## FLAT PROFILE GRILLES BETWEEN GLASS


- GBGFW .... Flat White Grilles Between Glass
- GBGFA .... Flat Almond Grilles Between Glass
- GBGFB .... Flat Bronze Grilles Between Glass
- GBGFK .... Flat Black Grilles Between Glass

## CONTOUR PROFILE GRILLES BETWEEN GLASS

- GBGCW .... Contour White Grilles Between Glass
- GBGCA .... Contour Almond Grilles Between Glass
- GBGCB .... Contour Bronze Grilles Between Glass
- GBGCK .... Contour Black Grilles Between Glass

## Artissa Collection

### Homeward™



Canvas  
CCV9922 ◆  
6'8": 3'0"

### Arborwatch.



Canvas  
CCV1418 ◆ ■  
6'8": 3'0"

### Privacy / Low-E



Canvas  
CCV05020( )  
(XC, XN)  
6'8": 3'0"

CCV05020-LE  
6'8": 3'0"



## Founders Collection

### Arcadia™



Canvas  
CCV05029 ◆  
6'8": 3'0"

### Augustine.



Canvas  
CCV05027 ✕  
6'8": 3'0"

### Bella™



Canvas  
CCV05024B ◆  
6'8": 3'0"

### Borrassa.



Canvas  
CCV1519 ✕  
6'8": 3'0"

# Classic Craft. 3/4 Glass



Classic Craft Canvas, Zaha Glass, Door – CCV1843

## Key

- ..... No Stile Lines
- ..... Flush-Glazed Glass
- ..... Vented Sidelite
- ◆ ..... Black Nickel
- ..... Brushed Nickel
- ◆ ..... Brass
- ✕ ..... Wrought Iron
- XK.....Reeded
- XG.....Geometric
- XE.....Satin Etch
- XC.....Chord
- XJ.....Chinchilla
- XR.....Rainglass
- XN.....Granite
- ☀ ..... Low-E
- CL.....Clear
- └ ..... Flat Frame
- 🔥 ..... 20-Minute Fire-Rated

## SIMULATED DIVIDED LITES

- ..... Simulated Divided Lites
- 1 ..... 1.125" Flat Simulated Divided Lites
- 2 ..... 3.5" Flat Simulated Divided Lites
- 3 ..... 4.25" Flat Simulated Divided Lites
- 4 ..... 5.5" Flat Simulated Divided Lites
- 5 ..... 4.25" & 5.5" Flat Combo Simulated Divided Lites
- 6 ..... 1.6" Flat Simulated Divided Lites
- ..... Removable Wood Grilles
- ◆ ..... Fixed Grilles

## FLAT PROFILE GRILLES BETWEEN GLASS

- GBGFW ... Flat White Grilles Between Glass
- GBGFA .... Flat Almond Grilles Between Glass
- GBGFB .... Flat Bronze Grilles Between Glass
- GBGFK .... Flat Black Grilles Between Glass

## CONTOUR PROFILE GRILLES BETWEEN GLASS

- GBGCW ... Contour White Grilles Between Glass
- GBGCA .... Contour Almond Grilles Between Glass
- GBGCB .... Contour Bronze Grilles Between Glass
- GBGCK .... Contour Black Grilles Between Glass

## Founders Collection

### Longford™



Canvas  
CCV05023 ◆ ■  
6'8": 3'0"

### Lucerna.



Canvas  
CCV05022 ◆ ■  
6'8": 3'0"

### Provincial™



Canvas  
CCV05028 ◆  
6'8": 3'0"

### Cambridge™



Canvas  
CCV05026 ◆ ■  
6'8": 3'0"

## Visionary Collection

### Zaha.



Canvas  
CCV1843 ◆  
6'8": 3'0"

## Classic Craft. 2/3 Glass



Classic Craft Canvas, Arborwatch Glass, Door - CCV1414,  
Sidelites - CCV1423SL, Transom - ABRT

### Key

- ..... No Stile Lines
- ..... Flush-Glazed Glass
- ..... Vented Sidelite
- ◆ ..... Black Nickel
- ..... Brushed Nickel
- ◆ ..... Brass
- ✕ ..... Wrought Iron
- XK.....Reeded
- XG.....Geometric
- XE.....Satin Etch
- XC.....Chord
- XJ.....Chinchilla
- XR.....Rainglass
- XN.....Granite
- ☀ ..... Low-E
- CL.....Clear
- └ ..... Flat Frame
- 🔥 ..... 20-Minute Fire-Rated

### SIMULATED DIVIDED LITES

- ..... Simulated Divided Lites
- 1 ..... 1.125" Flat Simulated Divided Lites
- 2 ..... 3.5" Flat Simulated Divided Lites
- 3 ..... 4.25" Flat Simulated Divided Lites
- 4 ..... 5.5" Flat Simulated Divided Lites
- 5 ..... 4.25" & 5.5" Flat Combo Simulated Divided Lites
- 6 ..... 1.6" Flat Simulated Divided Lites
- ..... Removable Wood Grilles
- ◆ ..... Fixed Grilles

### FLAT PROFILE GRILLES BETWEEN GLASS

- GBGFW .... Flat White Grilles Between Glass
- GBGFA .... Flat Almond Grilles Between Glass
- GBGFB .... Flat Bronze Grilles Between Glass
- GBGFK .... Flat Black Grilles Between Glass

### CONTOUR PROFILE GRILLES BETWEEN GLASS

- GBGCW .... Contour White Grilles Between Glass
- GBGCA .... Contour Almond Grilles Between Glass
- GBGCB .... Contour Bronze Grilles Between Glass
- GBGCK .... Contour Black Grilles Between Glass

Note: Product images show exterior side of door.

\*\*Formerly Classic-Craft Rustic.

## Artissa Collection

### Homeward™



Mahogany\*\*  
CCR9921  
6'8": 3'0"

### Homeward™



Canvas  
CCR9918  
6'8": 3'0"

### Arborwatch.



Canvas  
CCR1415  
6'8": 3'0"

### Privacy / Low-E



Canvas  
CCR20520-LE  
(XC, XN)  
6'8": 3'0"

### Homeward™



Canvas  
CCR9919  
6'8": 3'0"

### Arborwatch.



Mahogany\*\*  
CCR1417  
6'8": 3'0"

### Arborwatch.



Canvas  
CCR1414  
6'8": 3'0"

### Privacy / Low-E



Mahogany\*\*  
CCR20520-LE  
(XC, XN)  
6'8": 3'0"

## Classic Craft. 2/3 Glass



Classic Craft Mahogany Grain, Borrassa Glass, Door – CCR1518

### Key

- ..... No Stile Lines
- ..... Flush-Glazed Glass
- ..... Vented Sidelite
- ◆ ..... Black Nickel
- ..... Brushed Nickel
- ◆ ..... Brass
- ✗ ..... Wrought Iron
- XK..... Reeded
- XG..... Geometric
- XE..... Satin Etch
- XC..... Chord
- XJ..... Chinchilla
- XR..... Rainglass
- XN..... Granite
- ☀ ..... Low-E
- CL..... Clear
- └─┘ ..... Flat Frame
- 🔥 ..... 20-Minute Fire-Rated

### SIMULATED DIVIDED LITES

- ..... Simulated Divided Lites
- 1 ..... 1.125" Flat Simulated Divided Lites
- 2 ..... 3.5" Flat Simulated Divided Lites
- 3 ..... 4.25" Flat Simulated Divided Lites
- 4 ..... 5.5" Flat Simulated Divided Lites
- 5 ..... 4.25" & 5.5" Flat Combo Simulated Divided Lites
- 6 ..... 1.6" Flat Simulated Divided Lites
- ▶ ..... Removable Wood Grilles
- ◆ ..... Fixed Grilles

### FLAT PROFILE GRILLES BETWEEN GLASS

- GBGFW .... Flat White Grilles Between Glass
- GBGFA .... Flat Almond Grilles Between Glass
- GBGFB .... Flat Bronze Grilles Between Glass
- GBGFK .... Flat Black Grilles Between Glass

### CONTOUR PROFILE GRILLES BETWEEN GLASS

- GBGCW .... Contour White Grilles Between Glass
- GBGCA .... Contour Almond Grilles Between Glass
- GBGCB .... Contour Bronze Grilles Between Glass
- GBGCK .... Contour Black Grilles Between Glass

## Founders Collection

### Augustine.



Mahogany\*\*  
CCR04027 ✗  
6'8": 3'0"

### Augustine.



Canvas  
CCV22027 ✗  
6'8": 3'0"

### Augustine.



Canvas  
CCV20537 ✗  
6'8": 3'0"

### Borrassa.



Mahogany\*\*  
CCR1518 ✗  
6'8": 3'0"

### Augustine.



Canvas  
CCV20527 ✗  
6'8": 3'0"

### Augustine.



Mahogany\*\*  
CCR04037 ✗  
6'8": 3'0"

### Augustine.



Mahogany\*\*  
CCR20037 ✗  
6'8": 3'0"

### Borrassa.



Canvas  
CCV1516 ✗  
6'8": 3'0"

Mahogany\*\*  
CCR20527 ✗  
6'8": 3'0"

Mahogany\*\*  
CCR20027 ✗  
6'8": 3'0"

Mahogany\*\*  
CCR20537 ✗  
6'8": 3'0"

Mahogany\*\*  
CCR1516 ✗  
6'8": 3'0"

Note: Product images show exterior side of door.

\*\*Formerly Classic-Craft Rustic.

**Borrassa.**

Canvas  
CCV1515 ✗  
6'8": 3'0"



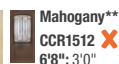
Mahogany\*\*  
CCR1515 ✗  
6'8": 3'0"

**Borrassa.**

Mahogany\*\*  
CCR1514 ✗  
6'8": 3'0"

**Borrassa.**

Canvas  
CCV1512 ✗  
6'8": 3'0"



Mahogany\*\*  
CCR1512 ✗  
6'8": 3'0"

**Borrassa.**

Mahogany\*\*  
CCR1511 ✗  
6'8": 3'0"

**Longford™**

Mahogany\*\*  
CCR04023 ♦  
6'8": 3'0"

**Longford™**

Canvas  
CCV20523 ♦  
6'8": 3'0"



Mahogany\*\*  
CCR20523 ♦  
6'8": 3'0"

**Longford™**

Canvas  
CCV22023 ♦  
6'8": 3'0"



Mahogany\*\*  
CCR20023 ♦  
6'8": 3'0"

**Lucerna.**

Mahogany\*\*  
CCR04022 ♦ ♦  
6'8": 3'0"

**Lucerna.**

Canvas  
CCV20522 ♦ ♦  
6'8": 3'0"



Mahogany\*\*  
CCR20522 ♦ ♦  
6'8": 3'0"

**Lucerna.**

Canvas  
CCV22022 ♦ ♦  
6'8": 3'0"



Mahogany\*\*  
CCR20022 ♦ ♦  
6'8": 3'0"

**Privacy / Low-E**

Canvas  
CCR04020(\_\_\_\_)  
(XC, XN)  
6'8": 3'0"



CCR04020-LE  
6'8": 3'0"

**Privacy / Low-E**

Canvas  
CCV22020(\_\_\_\_)  
(XC, XN)  
6'8": 3'0"



CCV22020-LE  
6'8": 3'0"

**Privacy / Low-E**

Mahogany\*\*  
CCR20020(\_\_\_\_)  
(XC, XN)  
6'8": 3'0"



CCR20020-LE  
6'8": 3'0"

**Privacy**

Mahogany\*\*  
CCM302LXE  
6'8": 3'0"



CCM302RXE  
6'8": 3'0"

**Privacy SDL**

Mahogany\*\*  
CCM304LXE-SDLF6  
6'8": 3'0"



CCM304RXE-SDLF6  
6'8": 3'0"

**Privacy SDL**

Mahogany\*\*  
CCM303LXE-SDLF6  
6'8": 3'0"



CCM304RXE-SDLF6  
6'8": 3'0"

## Classic Craft. 2/3 Glass



Classic Craft Canvas, Zaha Glass, Door – CCV1839; Clear Glass, Transom – 19200T

### Key

- ..... No Stile Lines
- ..... Flush-Glazed Glass
- ..... Vented Sidelite
- ◆ ..... Black Nickel
- ..... Brushed Nickel
- ◆ ..... Brass
- ✕ ..... Wrought Iron
- XK.....Reeded
- XG.....Geometric
- XE.....Satin Etch
- XC.....Chord
- XJ.....Chinchilla
- XR.....Rainglass
- XN.....Granite
- ☀ ..... Low-E
- CL.....Clear
- └ ..... Flat Frame
- 🔥 ..... 20-Minute Fire-Rated

### SIMULATED DIVIDED LITES

- ..... Simulated Divided Lites
- 1 ..... 1.125" Flat Simulated Divided Lites
- 2 ..... 3.5" Flat Simulated Divided Lites
- 3 ..... 4.25" Flat Simulated Divided Lites
- 4 ..... 5.5" Flat Simulated Divided Lites
- 5 ..... 4.25" & 5.5" Flat Combo Simulated Divided Lites
- 6 ..... 1.6" Flat Simulated Divided Lites
- ..... Removable Wood Grilles
- ◆ ..... Fixed Grilles

### FLAT PROFILE GRILLES BETWEEN GLASS

- GBGFW .... Flat White Grilles Between Glass
- GBGFA .... Flat Almond Grilles Between Glass
- GBGFB .... Flat Bronze Grilles Between Glass
- GBGFK .... Flat Black Grilles Between Glass

### CONTOUR PROFILE GRILLES BETWEEN GLASS

- GBGCW .... Contour White Grilles Between Glass
- GBGCA .... Contour Almond Grilles Between Glass
- GBGCB .... Contour Bronze Grilles Between Glass
- GBGCK .... Contour Black Grilles Between Glass

## Visionary Collection

### Zaha.



Mahogany\*\*  
CCR1841 ◆  
6'8": 3'0"

### Zaha.



Canvas  
CCV1839 ◆  
6'8": 3'0"

Mahogany\*\*  
CCR1839 ◆  
6'8": 3'0"

### Zaha.



Canvas  
CCV1838 ◆  
6'8": 3'0"

Mahogany\*\*  
CCR1838 ◆  
6'8": 3'0"

Note: Product images show exterior side of door.

\*\*Formerly Classic-Craft Rustic.

# Classic Craft. 1/2 Glass



## Key

- ..... No Stile Lines
- ◆ ..... Flush-Glazed Glass
- ..... Vented Sidelite
- ◆ ..... Black Nickel
- ..... Brushed Nickel
- ◆ ..... Brass
- ✕ ..... Wrought Iron
- XK.....Reeded
- XG.....Geometric
- XE.....Satin Etch
- XC.....Chord
- XJ.....Chinchilla
- XR.....Rainglass
- XN.....Granite
- ☀ ..... Low-E
- CL.....Clear
- └ ..... Flat Frame
- 🔥 ..... 20-Minute Fire-Rated

## SIMULATED DIVIDED LITES

- ..... Simulated Divided Lites
- 1 ..... 1.125" Flat Simulated Divided Lites
- 2 ..... 3.5" Flat Simulated Divided Lites
- 3 ..... 4.25" Flat Simulated Divided Lites
- 4 ..... 5.5" Flat Simulated Divided Lites
- 5 ..... 4.25" & 5.5" Flat Combo Simulated Divided Lites
- 6 ..... 1.6" Flat Simulated Divided Lites

- ..... Removable Wood Grilles
- ◆ ..... Fixed Grilles

## FLAT PROFILE GRILLES BETWEEN GLASS

- GBGFW .... Flat White Grilles Between Glass
- GBGFA .... Flat Almond Grilles Between Glass
- GBGFB .... Flat Bronze Grilles Between Glass
- GBGFK .... Flat Black Grilles Between Glass

## CONTOUR PROFILE GRILLES BETWEEN GLASS

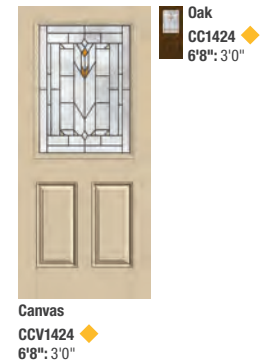
- GBGCW .... Contour White Grilles Between Glass
- GBGCA .... Contour Almond Grilles Between Glass
- GBGCB .... Contour Bronze Grilles Between Glass
- GBGCK .... Contour Black Grilles Between Glass

## Artissa Collection

### Homeward™



### Arborwatch.



## Founders Collection

### Arcadia™



### Longford™



### Lucerna.




### Provincial™



### Cambridge™



### Low-E



Note: Product images show exterior side of door.

\*Formerly Classic-Craft American Style. \*\*Formerly Classic-Craft Rustic.

# Classic Craft. Craftsman



Classic Craft Fir Grain, Arborwatch Glass, Door – CC9100,  
Sidelites – CCA1423SL, Dentil Shelf, Finish – Autumn Harvest

## Key

- ..... No Stile Lines
- ..... Flush-Glazed Glass
- ..... Vented Sidelite
- ..... Black Nickel
- ..... Brushed Nickel
- ..... Brass
- ..... Wrought Iron
- XK.....Reeded
- XG.....Geometric
- XE.....Satin Etch
- XC.....Chord
- XJ.....Chinchilla
- XR.....Rainglass
- XN.....Granite
- ..... Low-E
- CL.....Clear
- ..... Flat Frame
- ..... 20-Minute Fire-Rated

## SIMULATED DIVIDED LITES

- ..... Simulated Divided Lites
- ..... 1.125" Flat Simulated Divided Lites
- ..... 3.5" Flat Simulated Divided Lites
- ..... 4.25" Flat Simulated Divided Lites
- ..... 5.5" Flat Simulated Divided Lites
- ..... 4.25" & 5.5" Flat Combo Simulated Divided Lites
- ..... 1.6" Flat Simulated Divided Lites
- ..... Removable Wood Grilles
- ..... Fixed Grilles

## FLAT PROFILE GRILLES BETWEEN GLASS

- GBGFW .... Flat White Grilles Between Glass
- GBGFA .... Flat Almond Grilles Between Glass
- GBGFB .... Flat Bronze Grilles Between Glass
- GBGFK .... Flat Black Grilles Between Glass

## CONTOUR PROFILE GRILLES BETWEEN GLASS

- GBGCW .... Contour White Grilles Between Glass
- GBGCA .... Contour Almond Grilles Between Glass
- GBGCB .... Contour Bronze Grilles Between Glass
- GBGCK .... Contour Black Grilles Between Glass

## Artissa Collection

### Arborwatch.



Fir\*  
CCA9100  
6'8": 3'0"

### Privacy / Low-E SDL



Fir\*  
CCA230( )-SDL  
(XC, XJ, XR)  
6'8": 3'0"

### Privacy / Low-E SDL



Fir\*  
CCA260( )-SDL  
(XC, XJ, XR)  
6'8": 3'0"

### Low-E SDL



Canvas  
CCV920-SDLLE  
6'8": 3'0"

### Privacy / Low-E SDL



Fir\*  
CCA220( )-SDL  
(XC, XJ, XR)  
6'8": 3'0"

### Privacy / Low-E SDL



Fir\*  
CCA240( )-SDL  
(XC, XJ, XR)  
6'8": 3'0"

### Privacy / Low-E



Fir\*  
CCA210( )  
(XC, XJ, XR)  
6'8": 3'0"

### Low-E SDL



Canvas  
CCV930-SDLLE  
6'8": 3'0"

Note: Product images show exterior side of door.

\*Formerly Classic-Craft American Style.

## Low-E SDL



Canvas  
CCV960-SDLLE  
6'8": 3'0"  
🔥☀️

## Low-E



Canvas  
CCV910-LE  
6'8": 3'0"  
☀️



# Classic Craft. Solid Panel



Classic Craft Canvas Door – CCV050; Low-E Glass, Sidelite – CCV100SL

## Key

- ..... No Stile Lines
- ..... Flush-Glazed Glass
- ..... Vented Sidelite
- ..... Black Nickel
- ..... Brushed Nickel
- ..... Brass
- ✕ ..... Wrought Iron
- XK.....Reeded
- XG.....Geometric
- XE.....Satin Etch
- XC.....Chord
- XJ.....Chinchilla
- XR.....Rainglass
- XN.....Granite
- ☀ ..... Low-E
- CL.....Clear
- └ ..... Flat Frame
- 🔥 ..... 20-Minute Fire-Rated

## SIMULATED DIVIDED LITES

- ..... Simulated Divided Lites
- 1 ..... 1.125" Flat Simulated Divided Lites
- 2 ..... 3.5" Flat Simulated Divided Lites
- 3 ..... 4.25" Flat Simulated Divided Lites
- 4 ..... 5.5" Flat Simulated Divided Lites
- 5 ..... 4.25" & 5.5" Flat Combo Simulated Divided Lites
- 6 ..... 1.6" Flat Simulated Divided Lites
- ..... Removable Wood Grilles
- ◆ ..... Fixed Grilles

## FLAT PROFILE GRILLES BETWEEN GLASS

- GBGFW .... Flat White Grilles Between Glass
- GBGFA .... Flat Almond Grilles Between Glass
- GBGFB .... Flat Bronze Grilles Between Glass
- GBGFK .... Flat Black Grilles Between Glass

## CONTOUR PROFILE GRILLES BETWEEN GLASS

- GBGCW .... Contour White Grilles Between Glass
- GBGCA .... Contour Almond Grilles Between Glass
- GBGCB .... Contour Bronze Grilles Between Glass
- GBGCK .... Contour Black Grilles Between Glass

## Artissa Collection

### 2 Panel



Fir\*  
CCA1125-DDBF5  
6'8": 3'0"

### 2 Panel



Fir\*  
CCA1127-DDBF4  
6'8": 3'0"

### 4 Panel



Fir\*  
CCA1149-DDBF5  
6'8": 3'0"

### X-Brace



Fir\*  
CCA4905-DDBF3  
6'8": 3'0"

### Z-Brace



Fir\*  
CCA4915L-DDBF3  
6'8": 3'0"



CCA4915R-DDBF3  
6'8": 3'0"

### Double-Z



Fir\*  
CCA4925L-DDBF5  
6'8": 3'0"



CCA4925R-DDBF5  
6'8": 3'0"

### Double-X



Fir\*  
CCA4935-DDBF5  
6'8": 3'0"

### Bottom-X



Fir\*  
CCA4945-DDBF5  
6'8": 3'0"

Note: Product images show exterior side of door.

\*Formerly Classic-Craft American Style. \*\*Formerly Classic-Craft Rustic.

**6 Panel**


Fir\*  
CCA1166-DDBF5  
6'8": 3'0"

**5 Panel**

Fir\*  
CCA1158-DDBF3  
6'8": 3'0"

**4 Panel**

Fir\*  
CCA1147-DDBF5  
6'8": 3'0"

**Full Plank**

Mahogany\*\*  
CCR100  
6'8": 3'6", 3'0"

**Founders Collection****4 Panel Round Top**

Mahogany\*\*  
CCR040  
6'8": 3'0"

**2 Panel Plank Soft Arch**

Canvas  
CCV205  
6'8": 3'0"

Mahogany\*\*  
CCR205  
6'8": 3'0"

**2 Panel Soft Arch**

Mahogany\*\*  
CCR200  
6'8": 3'0"

**2 Panel Square Top**

Canvas  
CCV220  
6'8": 3'0"

**6 Panel**

Canvas  
CCV060  
6'8": 3'0"

Oak  
CC60  
6'8": 3'0"

**5 Panel**

Canvas  
CCV050  
6'8": 3'0"

**4 Panel Square Top**

Oak  
CC40  
6'8": 3'6"

# Classic Craft. Solid Panel



Classic Craft Fir Grain, Door – CCA1145; Low-E Glass with SDLs, Sidelites – CCA2310SL

## Key

- ..... No Stile Lines
- ..... Flush-Glazed Glass
- ..... Vented Sidelite
- ◆ ..... Black Nickel
- ..... Brushed Nickel
- ◆ ..... Brass
- ✕ ..... Wrought Iron
- XK.....Reeded
- XG.....Geometric
- XE.....Satin Etch
- XC.....Chord
- XJ.....Chinchilla
- XR.....Rainglass
- XN.....Granite
- ☀ ..... Low-E
- CL.....Clear
- └ ..... Flat Frame
- 🔥 ..... 20-Minute Fire-Rated

## SIMULATED DIVIDED LITES

- ..... Simulated Divided Lites
- 1 ..... 1.125" Flat Simulated Divided Lites
- 2 ..... 3.5" Flat Simulated Divided Lites
- 3 ..... 4.25" Flat Simulated Divided Lites
- 4 ..... 5.5" Flat Simulated Divided Lites
- 5 ..... 4.25" & 5.5" Flat Combo Simulated Divided Lites
- 6 ..... 1.6" Flat Simulated Divided Lites
- ..... Removable Wood Grilles
- ◆ ..... Fixed Grilles

## FLAT PROFILE GRILLES BETWEEN GLASS

- GBGFW .... Flat White Grilles Between Glass
- GBGFA .... Flat Almond Grilles Between Glass
- GBGFB .... Flat Bronze Grilles Between Glass
- GBGFK .... Flat Black Grilles Between Glass

## CONTOUR PROFILE GRILLES BETWEEN GLASS

- GBGCW .... Contour White Grilles Between Glass
- GBGCA .... Contour Almond Grilles Between Glass
- GBGCB .... Contour Bronze Grilles Between Glass
- GBGCK .... Contour Black Grilles Between Glass

## Visionary Collection

### 1 Panel Shaker



Fir\*  
CCA1100  
6'8": 3'0"

### 3 Panel Shaker



Fir\*  
CCA1133-DDBF4  
6'8": 3'0"

### 4 Panel Shaker



Fir\*  
CCA1145-DDBF4  
6'8": 3'0"

### 5 Panel Shaker



Fir\*  
CCA1150-DDBF3  
6'8": 3'0"

### 903 Design



Walnut  
CCW903  
6'8": 3'0"

### 904 Design




Walnut  
CCW904L  
6'8": 3'0"

### 904 Design



Walnut  
CCW904R  
6'8": 3'0"

### 905 Design



Walnut  
CCW905  
6'8": 3'0"

Note: Product images show exterior side of door.

\*Formerly Classic-Craft American Style.

# Classic Craft<sup>®</sup> Full Glass Sidelites



Classic Craft Fir Grain, Door – CCA1133; Low-E Glass,  
Sidelites – CCA2400SL, Finish – Wildflower Honey

## Key

- ..... No Stile Lines
- ..... Flush-Glazed Glass
- ..... Vented Sidelite
- ..... Black Nickel
- ..... Brushed Nickel
- ..... Brass
- ..... Wrought Iron
- XK.....Reeded
- XG.....Geometric
- XE.....Satin Etch
- XC.....Chord
- XJ.....Chinchilla
- XR.....Rainglass
- XN.....Granite
- ..... Low-E
- CL.....Clear
- ..... Flat Frame
- ..... 20-Minute Fire-Rated

## SIMULATED DIVIDED LITES

- ..... Simulated Divided Lites
- ..... 1.125" Flat Simulated Divided Lites
- ..... 3.5" Flat Simulated Divided Lites
- ..... 4.25" Flat Simulated Divided Lites
- ..... 5.5" Flat Simulated Divided Lites
- ..... 4.25" & 5.5" Flat Combo Simulated Divided Lites
- ..... 1.6" Flat Simulated Divided Lites
- ..... Removable Wood Grilles
- ..... Fixed Grilles

## FLAT PROFILE GRILLES BETWEEN GLASS

- GBGFW .... Flat White Grilles Between Glass
- GBGFA .... Flat Almond Grilles Between Glass
- GBGFB .... Flat Bronze Grilles Between Glass
- GBGFK .... Flat Black Grilles Between Glass

## CONTOUR PROFILE GRILLES BETWEEN GLASS

- GBGCW .... Contour White Grilles Between Glass
- GBGCA .... Contour Almond Grilles Between Glass
- GBGCB .... Contour Bronze Grilles Between Glass
- GBGCK .... Contour Black Grilles Between Glass

## Classic Craft Sidelites

### Satin Etch



Fir\*  
CCA2400XESL  
6'8": 14"

### Granite



Mahogany\*\*  
CCR3400XNSL  
6'8": 14", 12"

### Simulated Divided Lites



Fir\*  
CCA3450SL-SDLLE  
6'8": 14", 12"

### Low-E



Fir\*  
CCA3400SL-LE  
6'8": 14", 12"

Mahogany\*\*  
CCR3400SL-LE  
6'8": 14", 12"

Note: Product images show exterior side of door.

\*Formerly Classic-Craft American Style. \*\*Formerly Classic-Craft Rustic.

# Classic Craft. Craftsman Sidelites



Classic Craft Fir Grain, Low-E Glass with SDLs, Door – CCA260, Sidelites – CCA220SL, Dentil Shelf, Sidelites – CCA2310SL

## Classic Craft Sidelites

### Low-E SDL



Fir\*  
CCA220SL-SDLLE  
6'8": 14", 12"  
🔥☀️

### Low-E



Fir\*  
CCA210SL-LE  
6'8": 14", 12"  
☀️

## Key

- ..... No Stile Lines
- 🔥 ..... Flush-Glazed Glass
- 🟢 ..... Vented Sidelite
- 🟡 ..... Black Nickel
- ..... Brushed Nickel
- ❖ ..... Brass
- ✕ ..... Wrought Iron
- XK ..... Reeded
- XG ..... Geometric
- XE ..... Satin Etch
- XC ..... Chord
- XJ ..... Chinchilla
- XR ..... Rainglass
- XN ..... Granite
- ☀️ ..... Low-E
- CL ..... Clear
- 🔧 ..... Flat Frame
- 🔥 ..... 20-Minute Fire-Rated

## SIMULATED DIVIDED LITES

- 🔲 ..... Simulated Divided Lites
- 1 ..... 1.125" Flat Simulated Divided Lites
- 2 ..... 3.5" Flat Simulated Divided Lites
- 3 ..... 4.25" Flat Simulated Divided Lites
- 4 ..... 5.5" Flat Simulated Divided Lites
- 5 ..... 4.25" & 5.5" Flat Combo Simulated Divided Lites
- 6 ..... 1.6" Flat Simulated Divided Lites
- ➡️ ..... Removable Wood Grilles
- ◆ ..... Fixed Grilles

## FLAT PROFILE GRILLES BETWEEN GLASS

- GBGFW ..... Flat White Grilles Between Glass
- GBGFA ..... Flat Almond Grilles Between Glass
- GBGFB ..... Flat Bronze Grilles Between Glass
- GBGFK ..... Flat Black Grilles Between Glass

## CONTOUR PROFILE GRILLES BETWEEN GLASS

- GBGCW ..... Contour White Grilles Between Glass
- GBGCA ..... Contour Almond Grilles Between Glass
- GBGCB ..... Contour Bronze Grilles Between Glass
- GBGCK ..... Contour Black Grilles Between Glass

Note: Product images show exterior side of door.

\*Formerly Classic-Craft American Style.

# Classic Craft. 8'0" Full Glass



Classic Craft Fir Grain, Low-E Glass with SDLs, Doors – CCA82350, Finish – Wildflower Honey

## Key

- ..... No Stile Lines
- ▲ ..... Flush-Glazed Glass
- ..... Vented Sidelite
- ◆ ..... Black Nickel
- ..... Brushed Nickel
- ◆ ..... Brass
- ✕ ..... Wrought Iron
- XK.....Reeded
- XG.....Geometric
- XE.....Satin Etch
- XC.....Chord
- XJ.....Chinchilla
- XR.....Rainglass
- XN.....Granite
- ☀ ..... Low-E
- CL.....Clear
- └─┘ ..... Flat Frame
- 🔥 ..... 20-Minute Fire-Rated

## SIMULATED DIVIDED LITES

- ▮ ..... Simulated Divided Lites
- 1 ..... 1.125" Flat Simulated Divided Lites
- 2 ..... 3.5" Flat Simulated Divided Lites
- 3 ..... 4.25" Flat Simulated Divided Lites
- 4 ..... 5.5" Flat Simulated Divided Lites
- 5 ..... 4.25" & 5.5" Flat Combo Simulated Divided Lites
- 6 ..... 1.6" Flat Simulated Divided Lites
- ..... Removable Wood Grilles
- ◆ ..... Fixed Grilles

## FLAT PROFILE GRILLES BETWEEN GLASS

- GBGFW .... Flat White Grilles Between Glass
- GBGFA .... Flat Almond Grilles Between Glass
- GBGFB .... Flat Bronze Grilles Between Glass
- GBGFK .... Flat Black Grilles Between Glass

## CONTOUR PROFILE GRILLES BETWEEN GLASS

- GBGCW .... Contour White Grilles Between Glass
- GBGCA .... Contour Almond Grilles Between Glass
- GBGCB .... Contour Bronze Grilles Between Glass
- GBGCK .... Contour Black Grilles Between Glass

## Artissa Collection

### Low-E SDL



Fir\*  
CCA82350-SDLF5LE  
8'0": 3'0"  
5 ☀

### Low-E SDL



Fir\*  
CCA82370-SDLF4LE  
8'0": 3'0"  
4 ☀

### Low-E SDL



Fir\*  
CCA82360-SDLF5LE  
8'0": 3'0"  
5 ☀

### Low-E SDL



Fir\*  
CCA84900-SDLF3LE  
8'0": 3'0"  
3 ☀

### Low-E SDL



Fir\*  
CCA84910L-SDLF3LE  
8'0": 3'0"  
3 ☀

CCA84910R-SDLF3LE  
8'0": 3'0"  
3 ☀



Fir\*  
CCA84920L-SDLF5LE  
8'0": 3'0"  
5 ☀

CCA84920R-SDLF5LE  
8'0": 3'0"  
5 ☀

### Low-E SDL



Fir\*  
CCA84940-SDLF5LE  
8'0": 3'0"  
5 ☀

### Low-E SDL



Fir\*  
CCA84930-SDLF5LE  
8'0": 3'0"  
5 ☀

Note: Product images show exterior side of door.  
\*Formerly Classic-Craft American Style.

# Classic Craft 8'0" Full Glass



Classic Craft Fir Grain, Low-E Glass, Doors – CCA82400,  
Finish – New Earth

## Key

- ..... No Stile Lines
- ..... Flush-Glazed Glass
- ..... Vented Sidelite
- ◆ ..... Black Nickel
- ..... Brushed Nickel
- ◆ ..... Brass
- ✕ ..... Wrought Iron
- XK.....Reeded
- XG.....Geometric
- XE.....Satin Etch
- XC.....Chord
- XJ.....Chinchilla
- XR.....Rainglass
- XN.....Granite
- ☀ ..... Low-E
- CL.....Clear
- └ ..... Flat Frame
- 🔥 ..... 20-Minute Fire-Rated

## SIMULATED DIVIDED LITES

- ..... Simulated Divided Lites
- 1 ..... 1.125" Flat Simulated Divided Lites
- 2 ..... 3.5" Flat Simulated Divided Lites
- 3 ..... 4.25" Flat Simulated Divided Lites
- 4 ..... 5.5" Flat Simulated Divided Lites
- 5 ..... 4.25" & 5.5" Flat Combo Simulated Divided Lites
- 6 ..... 1.6" Flat Simulated Divided Lites
- ..... Removable Wood Grilles
- ◆ ..... Fixed Grilles

## FLAT PROFILE GRILLES BETWEEN GLASS

- GBGFW .... Flat White Grilles Between Glass
- GBGFA .... Flat Almond Grilles Between Glass
- GBGFB .... Flat Bronze Grilles Between Glass
- GBGFK .... Flat Black Grilles Between Glass

## CONTOUR PROFILE GRILLES BETWEEN GLASS

- GBGCW .... Contour White Grilles Between Glass
- GBGCA .... Contour Almond Grilles Between Glass
- GBGCB .... Contour Bronze Grilles Between Glass
- GBGCK .... Contour Black Grilles Between Glass

## Visionary Collection

### Low-E SDL



Fir\*  
CCA82300-SDLF4LE  
8'0": 3'0"  
4 ☀

### Low-E SDL



Fir\*  
CCA82320-SDLF3LE  
8'0": 3'0"  
3 ☀

### Low-E SDL



Fir\*  
CCA82340-SDLF3LE  
8'0": 3'0"  
3 ☀

### Low-E



Fir\*  
CCA82400-LE  
8'0": 3'0"  
☀

### Low-E SDL



Fir\*  
CCA82310-SDLF4LE  
8'0": 3'0"  
4 ☀

### Low-E SDL



Fir\*  
CCA82330-SDLF3LE  
8'0": 3'0"  
3 ☀

### Low-E SDL



Fir\*  
CCA82380-SDLF5LE  
8'0": 3'0"  
5 ☀

Note: Product images show exterior side of door.

\*Formerly Classic-Craft American Style.

# Classic Craft. 8'0" 3/4 Glass



## Key

- ..... No Stile Lines
- ..... Flush-Glazed Glass
- ..... Vented Sidelite
- ◆ ..... Black Nickel
- ..... Brushed Nickel
- ◆ ..... Brass
- ✕ ..... Wrought Iron
- XK.....Reeded
- XG.....Geometric
- XE.....Satin Etch
- XC.....Chord
- XJ.....Chinchilla
- XR.....Rainglass
- XN.....Granite
- ☀ ..... Low-E
- CL.....Clear
- └ ..... Flat Frame
- 🔥 ..... 20-Minute Fire-Rated

## SIMULATED DIVIDED LITES

- ..... Simulated Divided Lites
- 1 ..... 1.125" Flat Simulated Divided Lites
- 2 ..... 3.5" Flat Simulated Divided Lites
- 3 ..... 4.25" Flat Simulated Divided Lites
- 4 ..... 5.5" Flat Simulated Divided Lites
- 5 ..... 4.25" & 5.5" Flat Combo Simulated Divided Lites
- 6 ..... 1.6" Flat Simulated Divided Lites
- ..... Removable Wood Grilles
- ◆ ..... Fixed Grilles

## FLAT PROFILE GRILLES BETWEEN GLASS

- GBGFW ... Flat White Grilles Between Glass
- GBGFA .... Flat Almond Grilles Between Glass
- GBGFB .... Flat Bronze Grilles Between Glass
- GBGFK .... Flat Black Grilles Between Glass

## CONTOUR PROFILE GRILLES BETWEEN GLASS

- GBGCW ... Contour White Grilles Between Glass
- GBGCA .... Contour Almond Grilles Between Glass
- GBGCB .... Contour Bronze Grilles Between Glass
- GBGCK .... Contour Black Grilles Between Glass

## Artissa Collection

### Homeward™



Oak  
CC89922 ◆ ■ ■  
8'0": 3'0"

### Arborwatch.



Oak  
CC81418 ◆  
8'0": 3'0"

### Low-E



Oak  
CC890-LE  
8'0": 3'0"  
☀

## Founders Collection

### Arcadia™



Oak  
CC899 ◆ ■ ■  
8'0": 3'0"

### Lucerna.



Oak  
CC898 ◆ ■ ■  
8'0": 3'0"

### Provincial™



Oak  
CC897 ◆ ■ ■  
8'0": 3'0"

### Cambridge™



Oak  
CC896 ◆ ■ ■  
8'0": 3'0"

Note: Product images show exterior side of door.

\*Formerly Classic-Craft American Style. \*\*Formerly Classic-Craft Rustic.

# Classic Craft. 8'0" 2/3 Glass



Classic Craft Canvas, Homeward Glass, Door – CCV89918,  
Surround – TDS-FLTFLT

## Key

- ..... No Stile Lines
- ..... Flush-Glazed Glass
- ..... Vented Sidelite
- ◆ ..... Black Nickel
- ..... Brushed Nickel
- ◆ ..... Brass
- ✕ ..... Wrought Iron
- XK.....Reeded
- XG.....Geometric
- XE.....Satin Etch
- XC.....Chord
- XJ.....Chinchilla
- XR.....Rainglass
- XN.....Granite
- ☀ ..... Low-E
- CL.....Clear
- └─┘ ..... Flat Frame
- 🔥 ..... 20-Minute Fire-Rated

## SIMULATED DIVIDED LITES

- ..... Simulated Divided Lites
- 1 ..... 1.125" Flat Simulated Divided Lites
- 2 ..... 3.5" Flat Simulated Divided Lites
- 3 ..... 4.25" Flat Simulated Divided Lites
- 4 ..... 5.5" Flat Simulated Divided Lites
- 5 ..... 4.25" & 5.5" Flat Combo Simulated Divided Lites
- 6 ..... 1.6" Flat Simulated Divided Lites
- ..... Removable Wood Grilles
- ◆ ..... Fixed Grilles

## FLAT PROFILE GRILLES BETWEEN GLASS


- GBGFW .... Flat White Grilles Between Glass
- GBGFA .... Flat Almond Grilles Between Glass
- GBGFB .... Flat Bronze Grilles Between Glass
- GBGFK .... Flat Black Grilles Between Glass

## CONTOUR PROFILE GRILLES BETWEEN GLASS

- GBGCW .... Contour White Grilles Between Glass
- GBGCA .... Contour Almond Grilles Between Glass
- GBGCB .... Contour Bronze Grilles Between Glass
- GBGCK .... Contour Black Grilles Between Glass

## Artissa Collection

### Homeward™



Canvas  
CCV89918 ◆  
8'0": 3'0"

Mahogany\*\*  
CCR89918 ◆  
8'0": 3'0"

### Homeward™



Mahogany\*\*  
CCR822218 ◆  
8'0": 3'6", 3'0"

### Arborwatch.



Canvas  
CCV81414 ◆ ◆  
8'0": 3'0"

Mahogany\*\*  
CCR81414 ◆ ◆ ◆  
8'0": 3'0"

### Arborwatch.



Mahogany\*\*  
CCR822214 ◆ ◆ ◆  
8'0": 3'6", 3'0"

### Privacy



Mahogany\*\*  
CCR822220( )  
(XC, XN)  
8'0": 3'0"

Note: Product images show exterior side of door.

\*\*Formerly Classic-Craft Rustic.

## Founders Collection

Arcadia™



Canvas  
CCV822029 ♦  
8'0": 3'0"

Mahogany\*\*  
CCR820029 ♦  
8'0": 3'0"

Arcadia™



Mahogany\*\*  
CCR822229 ♦  
8'0": 3'0"

Augustine.



Canvas  
CCV822027 ✗  
8'0": 3'0"

Mahogany\*\*  
CCR820027 ✗  
8'0": 3'0"

Augustine.



Mahogany\*\*  
CCR822227 ✗  
8'0": 3'6", 3'0"

Augustine.



Mahogany\*\*  
CCR804037 ✗  
8'0": 3'6", 3'0"

Augustine.



Canvas  
CCV820537 ✗  
8'0": 3'0"

Mahogany\*\*  
CCR820537 ✗  
8'0": 3'6", 3'0"

Augustine.



Mahogany\*\*  
CCR820037 ✗  
8'0": 3'0"

Augustine.



Mahogany\*\*  
CCR820537A ✗  
8'0": 3'6"

Bella™



Canvas  
CCV822024B ♦  
8'0": 3'0"

Mahogany\*\*  
CCR820024B ♦  
8'0": 3'0"

Bella™



Mahogany\*\*  
CCR822224B ♦  
8'0": 3'0"

Borrassa.



Canvas  
CCV81515 ✗  
8'0": 3'0"

Mahogany\*\*  
CCR81515 ✗  
8'0": 3'0"

Borrassa.




Mahogany\*\*  
CCR822215 ✗  
8'0": 3'6", 3'0"

Borrassa.



Mahogany\*\*  
CCR81514 ✗  
8'0": 3'6", 3'0"

Borrassa.



Canvas  
CCV81512 ✗  
8'0": 3'0"

Mahogany\*\*  
CCR81512 ✗  
8'0": 3'6", 3'0"

Borrassa.



Mahogany\*\*  
CCR81511 ✗  
8'0": 3'0"

Borrassa.



Mahogany\*\*  
CCR81512A ✗  
8'0": 3'6"

# Classic Craft. 8'0" 2/3 Glass



Classic Craft Mahogany Grain, Borrassa Glass, Door – CCR81512

## Key

- ..... No Stile Lines
- ..... Flush-Glazed Glass
- ..... Vented Sidelite
- ◆ ..... Black Nickel
- ..... Brushed Nickel
- ◆ ..... Brass
- ✕ ..... Wrought Iron
- XK.....Reeded
- XG.....Geometric
- XE.....Satin Etch
- XC.....Chord
- XJ.....Chinchilla
- XR.....Rainglass
- XN.....Granite
- ☀ ..... Low-E
- CL.....Clear
- └─┘ ..... Flat Frame
- 🔥 ..... 20-Minute Fire-Rated

## SIMULATED DIVIDED LITES

- ..... Simulated Divided Lites
- 1 ..... 1.125" Flat Simulated Divided Lites
- 2 ..... 3.5" Flat Simulated Divided Lites
- 3 ..... 4.25" Flat Simulated Divided Lites
- 4 ..... 5.5" Flat Simulated Divided Lites
- 5 ..... 4.25" & 5.5" Flat Combo Simulated Divided Lites
- 6 ..... 1.6" Flat Simulated Divided Lites
- ..... Removable Wood Grilles
- ◆ ..... Fixed Grilles

## FLAT PROFILE GRILLES BETWEEN GLASS

- GBGFW .... Flat White Grilles Between Glass
- GBGFA .... Flat Almond Grilles Between Glass
- GBGFB .... Flat Bronze Grilles Between Glass
- GBGFK .... Flat Black Grilles Between Glass

## CONTOUR PROFILE GRILLES BETWEEN GLASS

- GBGCW .... Contour White Grilles Between Glass
- GBGCA .... Contour Almond Grilles Between Glass
- GBGCB .... Contour Bronze Grilles Between Glass
- GBGCK .... Contour Black Grilles Between Glass

## Longford™



Canvas  
CCV822023 ◆ ■  
8'0": 3'0"

Mahogany\*\*  
CCR820023 ◆ ■  
8'0": 3'0"

## Longford™



Mahogany\*\*  
CCR822223 ◆ ■  
8'0": 3'0"

## Lucerna.



Canvas  
CCV822022 ◆ ■  
8'0": 3'0"

Mahogany\*\*  
CCR820022 ◆ ■  
8'0": 3'0"

## Lucerna.



Mahogany\*\*  
CCR822222 ◆ ■  
8'0": 3'6", 3'0"

## Lucerna.



Mahogany\*\*  
CCR804032 ◆ ■  
8'0": 3'0"

## Lucerna.



Canvas  
CCV820532 ◆ ■  
8'0": 3'0"

Mahogany\*\*  
CCR820532 ◆ ■  
8'0": 3'0"

## Lucerna.



Mahogany\*\*  
CCR820032 ◆ ■  
8'0": 3'0"

## Provincial™



Canvas  
CCV822028 ◆  
8'0": 3'0"

Mahogany\*\*  
CCR820028 ◆  
8'0": 3'0"

Note: Product images show exterior side of door.

\*\*Formerly Classic-Craft Rustic.

## Provincial™



Mahogany\*\*  
CCR822228  
8'0": 3'0"

## Cambridge™



Canvas  
CCV822026  
8'0": 3'0"

Mahogany\*\*  
CCR820026  
8'0": 3'0"

## Cambridge™



Mahogany\*\*  
CCR822226  
8'0": 3'0"

## Privacy / Low-E



Canvas  
CCR820020XC  
8'0": 3'0"

CCR820020-LE  
8'0": 3'0"

## Low-E



Mahogany\*\*  
CCR822220-LE  
8'0": 3'6", 3'0"

## Privacy / Low-E



Canvas  
CCV822020(\_\_\_\_)  
(XC, XN)  
8'0": 3'0"

CCV822020-LE  
8'0": 3'0"

## Privacy



Mahogany\*\*  
CCR820030(\_\_\_\_)  
(XC, XN)  
8'0": 3'0"

## Privacy



Canvas  
CCV820530(\_\_\_\_)  
(XC, XN)  
8'0": 3'0"

Mahogany\*\*  
CCR820530(\_\_\_\_)  
(XC, XN)  
8'0": 3'0"

## Privacy



Mahogany\*\*  
CCM8302LXE  
8'0": 3'0"

CCM8302RXE  
8'0": 3'0"

## Privacy / Low-E SDL



Mahogany\*\*  
CCM8304LXE-SDLF6  
8'0": 3'0"

CCM8304RXE-SDLF6  
8'0": 3'0"

## Privacy / Low-E



Mahogany\*\*  
CCM8301CALXE  
8'0": 3'0"

CCM8301CARXE  
8'0": 3'0"

CCM8301CAL-LE  
8'0": 3'0"

CCM8301CAR-LE  
8'0": 3'0"

## Privacy SDL



Mahogany\*\*  
CCM8305CALXE-SDLF6  
8'0": 3'0"

CCM8305CARXE-SDLF6  
8'0": 3'0"

## Privacy



Mahogany\*\*  
CCR804030(\_\_\_\_)  
(XC, XN)  
8'0": 3'0"

## Classic Craft. 8'0" 2/3 Glass



Classic Craft Mahogany Grain, Low-E Glass, Door – CCR822220,  
Finish – Driftwood See page 41.

### Key

- ..... No Stile Lines
- ..... Flush-Glazed Glass
- ..... Vented Sidelite
- ◆ ..... Black Nickel
- ..... Brushed Nickel
- ◆ ..... Brass
- ✕ ..... Wrought Iron
- XK.....Reeded
- XG.....Geometric
- XE.....Satin Etch
- XC.....Chord
- XJ.....Chinchilla
- XR.....Rainglass
- XN.....Granite
- ☀ ..... Low-E
- CL.....Clear
- └─┘ ..... Flat Frame
- 🔥 ..... 20-Minute Fire-Rated

### SIMULATED DIVIDED LITES

- ..... Simulated Divided Lites
- 1 ..... 1.125" Flat Simulated Divided Lites
- 2 ..... 3.5" Flat Simulated Divided Lites
- 3 ..... 4.25" Flat Simulated Divided Lites
- 4 ..... 5.5" Flat Simulated Divided Lites
- 5 ..... 4.25" & 5.5" Flat Combo Simulated Divided Lites
- 6 ..... 1.6" Flat Simulated Divided Lites
- ..... Removable Wood Grilles
- ◆ ..... Fixed Grilles

### FLAT PROFILE GRILLES BETWEEN GLASS


- GBGFW .... Flat White Grilles Between Glass
- GBGFA .... Flat Almond Grilles Between Glass
- GBGFB .... Flat Bronze Grilles Between Glass
- GBGFK .... Flat Black Grilles Between Glass

### CONTOUR PROFILE GRILLES BETWEEN GLASS

- GBGCW .... Contour White Grilles Between Glass
- GBGCA .... Contour Almond Grilles Between Glass
- GBGCB .... Contour Bronze Grilles Between Glass
- GBGCK .... Contour Black Grilles Between Glass

## Visionary Collection

### Zaha.



Canvas  
CCV81838 ◆  
8'0": 3'0"

Mahogany\*\*  
CCR81838 ◆  
8'0": 3'0"

### Zaha.



Mahogany\*\*  
CCR822238 ◆  
8'0": 3'0"

### Zaha.



Mahogany\*\*  
CCR81847 ◆ ■  
8'0": 3'0"

### Zaha.



Canvas  
CCV81846 ◆ ■  
8'0": 3'0"

Mahogany\*\*  
CCR81846 ◆ ■  
8'0": 3'0"

### Zaha.



Mahogany\*\*  
CCR81845 ◆ ■  
8'0": 3'0"



# Classic Craft. 8'0" Craftsman Glass



Classic Craft Fir Grain, Low-E Glass with SDLs, Door – CCA8230, Sidelites – CCA3500SL, Dentil Shelf

## Key

- ..... No Stile Lines
- ..... Flush-Glazed Glass
- ..... Vented Sidelite
- ..... Black Nickel
- ..... Brushed Nickel
- ..... Brass
- ..... Wrought Iron
- XK.....Reeded
- XG.....Geometric
- XE.....Satin Etch
- XC.....Chord
- XJ.....Chinchilla
- XR.....Rainglass
- XN.....Granite
- ..... Low-E
- CL.....Clear
- ..... Flat Frame
- ..... 20-Minute Fire-Rated

## SIMULATED DIVIDED LITES

- ..... Simulated Divided Lites
- ..... 1.125" Flat Simulated Divided Lites
- ..... 3.5" Flat Simulated Divided Lites
- ..... 4.25" Flat Simulated Divided Lites
- ..... 5.5" Flat Simulated Divided Lites
- ..... 4.25" & 5.5" Flat Combo Simulated Divided Lites
- ..... 1.6" Flat Simulated Divided Lites
- ..... Removable Wood Grilles
- ..... Fixed Grilles

## FLAT PROFILE GRILLES BETWEEN GLASS

- GBGFW .... Flat White Grilles Between Glass
- GBGFA .... Flat Almond Grilles Between Glass
- GBGFB .... Flat Bronze Grilles Between Glass
- GBGFK .... Flat Black Grilles Between Glass

## CONTOUR PROFILE GRILLES BETWEEN GLASS

- GBGCW .... Contour White Grilles Between Glass
- GBGCA .... Contour Almond Grilles Between Glass
- GBGCB .... Contour Bronze Grilles Between Glass
- GBGCK .... Contour Black Grilles Between Glass

## Artissa Collection

### Privacy / Low-E SDL



Fir\*

CCA8220XJ-SDL  
8'0": 3'0"


### Privacy / Low-E SDL



Fir\*

CCA8240XJ-SDL  
8'0": 3'0"

### Privacy / Low-E



Fir\*

CCA8210XJ  
8'0": 3'0"

### Privacy / Low-E SDL



Fir\*

CCA87300XR-SDL  
8'0": 3'6"

### Privacy / Low-E SDL



Fir\*

CCA8230XJ-SDL  
8'0": 3'0"

### Privacy / Low-E SDL



Fir\*

CCA8260XJ-SDL  
8'0": 3'0"

### Privacy / Low-E SDL



Fir\*

CCA87200XR-SDL  
8'0": 3'6"

### Privacy / Low-E SDL



Fir\*

CCA87400XR-SDL  
8'0": 3'6"

Note: Product images show exterior side of door.

\*Formerly Classic-Craft American Style.

Privacy / Low-E SDL



CCA87600-SDLLE  
8'0": 3'6"

Fir\*  
CCA87600XR-SDL  
8'0": 3'6"

Privacy / Low-E



Fir\*  
CCA87100XR  
8'0": 3'6"



# Classic Craft. 8'0" Solid Panel



Classic Craft Fir Grain Door – CCA4905. Image shown is of a 6'8" entryway.

## Key

- ..... No Stile Lines
- ..... Flush-Glazed Glass
- ..... Vented Sidelite
- ..... Black Nickel
- ..... Brushed Nickel
- ..... Brass
- ✕ ..... Wrought Iron
- XK.....Reeded
- XG.....Geometric
- XE.....Satin Etch
- XC.....Chord
- XJ.....Chinchilla
- XR.....Rainglass
- XN.....Granite
- ☀ ..... Low-E
- CL.....Clear
- └─┘ ..... Flat Frame
- 🔥 ..... 20-Minute Fire-Rated

## SIMULATED DIVIDED LITES

- ..... Simulated Divided Lites
- 1 ..... 1.125" Flat Simulated Divided Lites
- 2 ..... 3.5" Flat Simulated Divided Lites
- 3 ..... 4.25" Flat Simulated Divided Lites
- 4 ..... 5.5" Flat Simulated Divided Lites
- 5 ..... 4.25" & 5.5" Flat Combo Simulated Divided Lites
- 6 ..... 1.6" Flat Simulated Divided Lites
- ..... Removable Wood Grilles
- ◆ ..... Fixed Grilles

## FLAT PROFILE GRILLES BETWEEN GLASS

- GBGFW .... Flat White Grilles Between Glass
- GBGFA .... Flat Almond Grilles Between Glass
- GBGFB .... Flat Bronze Grilles Between Glass
- GBGFK .... Flat Black Grilles Between Glass

## CONTOUR PROFILE GRILLES BETWEEN GLASS

- GBGCW ... Contour White Grilles Between Glass
- GBGCA .... Contour Almond Grilles Between Glass
- GBGCB .... Contour Bronze Grilles Between Glass
- GBGCK .... Contour Black Grilles Between Glass

## Artissa Collection

### 2 Panel



Fir\*  
CCA81125-DDBF5  
8'0": 3'0"

### X-Brace



Fir\*  
CCA84905-DDBF3  
8'0": 3'0"

### 4 Panel



Fir\*  
CCA81149-DDBF5  
8'0": 3'0"

### Z-Brace



Fir\*  
CCA84915L-DDBF3 8'0": 3'0" | CCA4915R-DDBF3 6'8": 3'0"

### Double-Z



Fir\*  
CCA84925L-DDBF5 6'8": 3'0" | CCA84925R-DDBF5 6'8": 3'0"

### Double-X



Fir\*  
CCA84935-DDBF5  
8'0": 3'0"

### Bottom-X



Fir\*  
CCA84945-DDBF5  
8'0": 3'0"

### 5 Panel



Fir\*  
CCA81158-DDBF3  
8'0": 3'0"

Note: Product images show exterior side of door.

\*Formerly Classic-Craft American Style. \*\*Formerly Classic-Craft Rustic.

6 Panel



Fir\*  
CCA81166-DDBF5  
8'0": 3'0"

2 Panel



Fir\*  
CCA81127-DDBF4  
8'0": 3'0"

4 Panel




Fir\*  
CCA81147-DDBF5  
8'0": 3'0"

2 Panel



Mahogany\*\*  
CCR8222  
8'0": 3'6", 3'0"

Full Plank



Mahogany\*\*  
CCR8100  
8'0": 3'6", 3'0"

## Founders Collection

Radiused Full



Mahogany\*\*  
CCR8100R  
8'0": 3'6", 3'0"

4 Panel Round Top



Mahogany\*\*  
CCR8040R  
8'0": 3'0"

Radiused 2 Panel



Mahogany\*\*  
CCR8225R  
8'0": 3'6", 3'0"

Radiused 2 Panel



Mahogany\*\*  
CCR8220R  
8'0": 3'0"

2 Panel



Mahogany\*\*  
CCR8205A  
8'0": 3'6"

2 Panel Plank



Mahogany\*\*  
CCR8225  
8'0": 3'6", 3'0"

2 Panel



Mahogany\*\*  
CCR8200  
8'0": 3'0"

1 Panel



Mahogany\*\*  
CCR8005  
8'0": 3'0"

# Classic Craft. 8'0" Solid Panel



## Key

- ..... No Stile Lines
- ..... Flush-Glazed Glass
- ..... Vented Sidelite
- ◆ ..... Black Nickel
- ..... Brushed Nickel
- ◆ ..... Brass
- ✕ ..... Wrought Iron
- XK.....Reeded
- XG.....Geometric
- XE.....Satin Etch
- XC.....Chord
- XJ.....Chinchilla
- XR.....Rainglass
- XN.....Granite
- ☀ ..... Low-E
- CL.....Clear
- └ ..... Flat Frame
- 🔥 ..... 20-Minute Fire-Rated

## SIMULATED DIVIDED LITES

- ..... Simulated Divided Lites
- 1 ..... 1.125" Flat Simulated Divided Lites
- 2 ..... 3.5" Flat Simulated Divided Lites
- 3 ..... 4.25" Flat Simulated Divided Lites
- 4 ..... 5.5" Flat Simulated Divided Lites
- 5 ..... 4.25" & 5.5" Flat Combo Simulated Divided Lites
- 6 ..... 1.6" Flat Simulated Divided Lites
- ..... Removable Wood Grilles
- ◆ ..... Fixed Grilles

## FLAT PROFILE GRILLES BETWEEN GLASS

- GBGFW ... Flat White Grilles Between Glass
- GBGFA..... Flat Almond Grilles Between Glass
- GBGFB..... Flat Bronze Grilles Between Glass
- GBGFK..... Flat Black Grilles Between Glass

## CONTOUR PROFILE GRILLES BETWEEN GLASS

- GBGCW... Contour White Grilles Between Glass
- GBGCA..... Contour Almond Grilles Between Glass
- GBGCB..... Contour Bronze Grilles Between Glass
- GBGCK..... Contour Black Grilles Between Glass

## 4 Panel Round Top



Mahogany\*\*  
CCR8040  
8'0": 3'6", 3'0"

## 2 Panel



Canvas  
CCV8205  
8'0": 3'0"

Mahogany\*\*  
CCR8205  
8'0": 3'6", 3'0"

## 3 Panel



Oak  
CC831  
8'0": 3'0"

## 2 Panel



Canvas  
CCV8220  
8'0": 3'0"

## 6 Panel



Canvas  
CCV860  
8'0": 3'0"

Oak  
CC860  
8'0": 3'6"

Note: Product images show exterior side of door.

\*Formerly Classic-Craft American Style. \*\*Formerly Classic-Craft Rustic.

## Visionary Collection

1 Panel



Fir\*  
CCA81100  
8'0": 3'0"

3 Panel



Fir\*  
CCA81133-DDBF4  
8'0": 3'0"

4 Panel



Fir\*  
CCA81145-DDBF4  
8'0": 3'0"

5 Panel




Fir\*  
CCA81150-DDBF3  
8'0": 3'0"

903 Design



Walnut  
CCW8903  
8'0": 3'0"

904 Design




Walnut  
CCW8904L  
8'0": 3'0"

904 Design



Walnut  
CCW8904R  
8'0": 3'0"

905 Design



Walnut  
CCW8905  
8'0": 3'0"



# Classic Craft. 8'0" Full Glass Sidelites



Classic Craft Fir Grain, Low-E Glass with SDLs, Door – CCA87200,  
Sidelites – CCA3500SL, Finish – Rustic Clay

## Key

- ..... No Stile Lines
- ..... Flush-Glazed Glass
- ..... Vented Sidelite
- ..... Black Nickel
- ..... Brushed Nickel
- ..... Brass
- ..... Wrought Iron
- XK.....Reeded
- XG.....Geometric
- XE.....Satin Etch
- XC.....Chord
- XJ.....Chinchilla
- XR.....Rainglass
- XN.....Granite
- ..... Low-E
- CL.....Clear
- ..... Flat Frame
- ..... 20-Minute Fire-Rated

## SIMULATED DIVIDED LITES

- ..... Simulated Divided Lites
- ..... 1.125" Flat Simulated Divided Lites
- ..... 3.5" Flat Simulated Divided Lites
- ..... 4.25" Flat Simulated Divided Lites
- ..... 5.5" Flat Simulated Divided Lites
- ..... 4.25" & 5.5" Flat Combo Simulated Divided Lites
- ..... 1.6" Flat Simulated Divided Lites
- ..... Removable Wood Grilles
- ..... Fixed Grilles

## FLAT PROFILE GRILLES BETWEEN GLASS

- GBGFW .... Flat White Grilles Between Glass
- GBGFA .... Flat Almond Grilles Between Glass
- GBGFB .... Flat Bronze Grilles Between Glass
- GBGFK .... Flat Black Grilles Between Glass

## CONTOUR PROFILE GRILLES BETWEEN GLASS

- GBGCW .... Contour White Grilles Between Glass
- GBGCA .... Contour Almond Grilles Between Glass
- GBGCB .... Contour Bronze Grilles Between Glass
- GBGCK .... Contour Black Grilles Between Glass

## Classic Craft Sidelites

### Privacy



Mahogany\*\*  
CCR8000XNSL  
8'0": 14", 12"

### Low-E SDL



Fir\*  
CCA3560SL-SDLLE   
8'0": 14", 12"

### Low-E



Mahogany\*\*  
CCR8000SL-LE   
8'0": 14", 12"

Fir\*  
CCA3500SL-LE   
8'0": 14", 12"

Note: Product images show exterior side of door.

\*Formerly Classic-Craft American Style. \*\*Formerly Classic-Craft Rustic.



# Fiber-Classic® & Smooth-Star® Door Options

## Fiber-Classic® Doors

Get the look and feel of rich Mahogany or warm Oak with excellent performance and value.

Fiber-Classic®  
Mahogany Collection™

Fiber-Classic®  
Oak Collection™

## Smooth-Star® Doors

Get a smooth surface for plenty of color options with exceptional performance and value.

Smooth-Star®

# Door Construction



## Fiber-Classic® & Smooth-Star® Doors

### 1 Weather Resistance

Composite rails protect the door at the top and bottom edges to help block moisture that can wick into doors.

### 2 Security

An enhanced lock block combined with a 1-1/4" engineered lumber lock stile increases rigidity and stability.

### 3 Durability


With very little maintenance, a fiberglass door can bring a home years of durability. Unlike wood, fiberglass will not warp or rot. And, unlike steel, it will not dent or rust.

### 4 R-Values

Built with a polyurethane foam core, Therma-Tru fiberglass doors insulate against cold and heat for exceptional energy efficiency, offering up to four times the insulating R-Value of wood.\*



ENERGY STAR® Qualified  
Options Available



\*Comparison of fiberglass to wood doors (both without glass).  
Note: See your Therma-Tru seller or visit [www.thermatru.com](http://www.thermatru.com) for details on limited warranties and exclusions, and ENERGY STAR qualified products.

# Decorative Glass

Fiber-Classic® & Smooth-Star®

## Blackstone®



Black Nickel



Brushed Nickel

Privacy Rating 1 (7) 10



## Crystalline™



Black Nickel



Brushed Nickel

Privacy Rating 1 (7) 10



## Sedona



Black Nickel



Brushed Nickel

Privacy Rating 1 (7) 10



## Salinas®



Wrought Iron

Privacy Rating 1 (10)



## Maple Park®



Black Nickel



Brushed Nickel

Privacy Rating 1 (6) 10



## Avonlea®



Black Nickel

Privacy Rating 1 (4) 10



## Saratoga™



Black Nickel



Brushed Nickel

Privacy Rating 1 (7) 10



## Texas Star



Black Nickel

Privacy Rating 1 (5) 10



Note: Glass privacy ratings may be more or less than indicated, based on glass design and size of glass. Glass designs may differ from depiction due to size and hand craftsmanship of glass. See your Thermo-Tru seller or visit [www.thermatru.com](http://www.thermatru.com) for more details.

## Wellesley™



Black Nickel



Brushed Nickel



Brass

Privacy Rating 1 (6) 10



## Riserva®



Wrought Iron


Privacy Rating 1 (10) 10




## Concorde™



Black Nickel



Brushed Nickel



Brass

Privacy Rating 1 (8) 10



## Kensington™



Black Nickel



Brushed Nickel

Privacy Rating 1 (8) 10



## Pembridge™



Black Nickel



Brushed Nickel




Brass

Privacy Rating 1 (6) 10



## Axis®



Black Nickel

Privacy Rating 1 (7) 10



## Frosted Images®



Privacy Rating 1 (8) 10



# Specialty Glass

**Reeded (XK)**



Privacy Rating 1 (7) 10



**Geometric (XG)**



Privacy Rating 1 (7) 10



**Satin Etch (XE)**



Privacy Rating 1 (10) 10



**Chord (XC)**



Privacy Rating 1 (10) 10



**Chinchilla (XJ)**



Privacy Rating 1 (10) 10



**Rainglass (XR)**



Privacy Rating 1 (8) 10



**Granite (XN)**



Privacy Rating 1 (10) 10




**Low-E Internal Blinds**



**Low-E Glass**



In cold weather, Low-E glass reflects the heat back inside to help keep your home warm.



In warm weather, Low-E glass reflects the sun's rays off of the glass to help keep your home cool.



# Divided Lites

## Simulated Divided Lites (SDL)



## Grilles Between Glass (GBG)




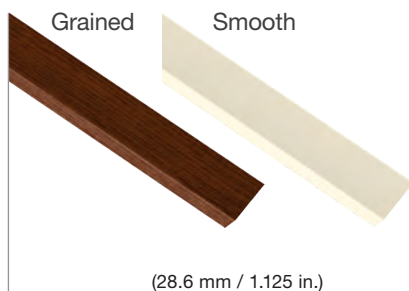

## Removable Wood Grilles (RWG)




## Fixed Grilles (FXG)




## SDL Bar Options



## GBG Bar Options



## GBG Color Options



Black GBGs now available in select grid patterns.

\*Available in Special Quote Program.

Note: Glass privacy ratings may be more or less than indicated, based on glass design and size of glass. Glass designs may differ from depiction due to size and hand craftsmanship of glass. See your Therma-Tru seller for a complete list of privacy and textured glass options available for each door style.

## Fiber-Classic. & Smooth-Star. Full Glass



Smooth-Star, Saratoga Glass, Door – S6093, Sidelites – S602SL

### Key

- ..... No Stile Lines
- ◆ ..... Flush-Glazed Glass
- ..... Vented Sidelite
- ◆ ..... Black Nickel
- ..... Brushed Nickel
- ◆ ..... Brass
- ✕ ..... Wrought Iron
- XK.....Reeded
- XG.....Geometric
- XE.....Satin Etch
- XC.....Chord
- XJ.....Chinchilla
- XR.....Rainglass
- XN.....Granite
- ☀ ..... Low-E
- CL.....Clear
- ▤ ..... Flat Frame
- 🔥 ..... 20-Minute Fire-Rated

### SIMULATED DIVIDED LITES

- ▤ ..... Simulated Divided Lites
- 1 ..... 1.125" Flat Simulated Divided Lites
- 2 ..... 3.5" Flat Simulated Divided Lites
- 3 ..... 4.25" Flat Simulated Divided Lites
- 4 ..... 5.5" Flat Simulated Divided Lites
- 5 ..... 4.25" & 5.5" Flat Combo Simulated Divided Lites
- 6 ..... 1.6" Flat Simulated Divided Lites
- ▤ ..... Removable Wood Grilles
- ◆ ..... Fixed Grilles


### FLAT PROFILE GRILLES BETWEEN GLASS

- GBGFW .... Flat White Grilles Between Glass
- GBGFA .... Flat Almond Grilles Between Glass
- GBGFB .... Flat Bronze Grilles Between Glass
- GBGFK .... Flat Black Grilles Between Glass

### CONTOUR PROFILE GRILLES BETWEEN GLASS

- GBGCW .... Contour White Grilles Between Glass
- GBGCA .... Contour Almond Grilles Between Glass
- GBGCB .... Contour Bronze Grilles Between Glass
- GBGCK .... Contour Black Grilles Between Glass


### Blackstone.



**Oak**  
FC108 ◆  
6'8": 3'0", 2'10", 2'8"

**Smooth**  
S6002 ◆  
6'8": 3'0", 2'10", 2'8",  
2'6" N  
7'0": 3'0"

### Blackstone.



**Oak**  
FC310 ◆  
6'8": 3'0", 2'10", 2'8"

**Smooth**  
S310 ◆  
6'8": 3'6", 3'0", 2'10",  
2'8", 2'6"  
7'0": 3'0", 2'8"


### Crystalline™



**Oak**  
FC16 ◆  
6'8": 3'0", 2'10", 2'8"

**Smooth**  
S916 ◆  
6'8": 3'0", 2'10", 2'8"  
7'0": 3'0"

### Crystalline™



**Oak**  
FC668 ◆  
6'8": 3'0", 2'10", 2'8"

**Smooth**  
S668 ◆  
6'8": 3'6", 3'0", 2'10", 2'8"  
7'0": 3'0", 2'8"

### Sedona



**Smooth**  
S139 ◆  
6'8": 3'0", 2'10", 2'8"  
7'0": 3'0"

### Sedona



**Smooth**  
S241 ◆  
6'8": 3'6", 3'0", 2'10", 2'8"  
7'0": 3'0", 2'8"

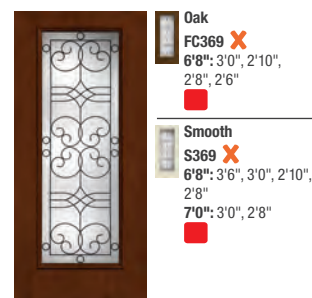
### Salinas.



**Oak**  
FC113 ✕  
6'8": 3'0", 2'10", 2'8",  
2'6" N

**Smooth**  
S6008 ✕  
6'8": 3'0", 2'10", 2'8"  
7'0": 3'0"

### Salinas.



**Oak**  
FC369 ✕  
6'8": 3'0", 2'10",  
2'8", 2'6"

**Smooth**  
S369 ✕  
6'8": 3'6", 3'0", 2'10",  
2'8",  
7'0": 3'0", 2'8"

## Maple Park.



Mahogany  
FCM900 ◆  
6'8": 3'0", 2'10", 2'8"

Oak  
FC900 ◆  
6'8": 3'0", 2'10", 2'8"

---

Smooth  
S6100 ◆  
6'8": 3'0", 2'10", 2'8"  
7'0": 3'0"

## Maple Park.



Mahogany  
FCM1006 ◆  
6'8": 3'0", 2'8"

Oak  
FC1006 ◆  
6'8": 3'0", 2'10", 2'8"

---

Smooth  
S1006 ◆  
6'8": 3'6", 3'0", 2'10", 2'8"  
7'0": 3'0", 2'8"

## Avonlea.



Smooth  
S962 ◆  
6'8": 3'0", 2'10", 2'8"  
7'0": 3'0"

## Avonlea.



Smooth  
S1027 ◆  
6'8": 3'6", 3'0", 2'10", 2'8"  
7'0": 3'0", 2'8"

## Saratoga™



Mahogany  
FCM905 ◆  
6'8": 3'0", 2'10", 2'8"

Oak  
FC905 ◆  
6'8": 3'0", 2'10", 2'8"

---

Smooth  
S154 ◆  
6'8": 3'0", 2'10", 2'8",  
2'6" N  
7'0": 3'0"

## Saratoga™



Mahogany  
FCM6093 ◆  
6'8": 3'0", 2'8"

Oak  
FC6093 ◆  
6'8": 3'0", 2'10", 2'8"

---

Smooth  
S6093 ◆  
6'8": 3'6", 3'0", 2'10",  
2'8", 2'6"  
7'0": 3'0", 2'8"

## Wellesley™



Mahogany  
FCM104 ◆  
6'8": 3'0", 2'10", 2'8"

Oak  
FC104 ◆  
6'8": 3'0", 2'10", 2'8",  
2'6" N

---

Smooth  
S155 ◆  
6'8": 3'0", 2'10", 2'8"  
7'0": 3'0"

## Wellesley™



Mahogany  
FCM6094 ◆  
6'8": 3'0", 2'8", 2'6"

Oak  
FC6094 ◆  
6'8": 3'0", 2'10",  
2'8", 2'6"

---

Smooth  
S6094 ◆  
6'8": 3'6", 3'0", 2'10", 2'8"  
7'0": 3'0", 2'8"

## Riserva™



Mahogany  
FCM574 ✗  
6'8": 3'0", 2'10", 2'8"

Oak  
FC574 ✗  
6'8": 3'0", 2'10", 2'8"

---

Smooth  
S574 ✗  
6'8": 3'0", 2'10", 2'8"  
7'0": 3'0"

## Riserva™



Mahogany  
FCM571 ✗  
6'8": 3'0", 2'8"

Oak  
FC571 ✗  
6'8": 3'0", 2'10", 2'8"

---

Smooth  
S571 ✗  
6'8": 3'6", 3'0", 2'10", 2'8"  
7'0": 3'0", 2'8"

## Concorde™



Mahogany  
FCM910 ◆  
6'8": 3'0", 2'10", 2'8"

Oak  
FC910 ◆  
6'8": 3'0", 2'10", 2'8"

---

Smooth  
S6090 ◆  
6'8": 3'0", 2'10", 2'8"  
7'0": 3'0"

## Concorde™



Mahogany  
FCM6095 ◆  
6'8": 3'0", 2'8"

Oak  
FC6095 ◆  
6'8": 3'0", 2'10", 2'8"

---

Smooth  
S6095 ◆  
6'8": 3'6", 3'0", 2'10", 2'8"  
7'0": 3'0", 2'8"

## Kensington™



Mahogany  
FCM148 ◆  
6'8": 3'0", 2'10", 2'8"

Oak  
FC148 ◆  
6'8": 3'0", 2'10", 2'8"

---

Smooth  
S160 ◆  
6'8": 3'0", 2'10", 2'8"  
7'0": 3'0"

## Kensington™



Mahogany  
FCM626 ◆  
6'8": 3'0", 2'8"

Oak  
FC626 ◆  
6'8": 3'0", 2'10", 2'8"

---

Smooth  
S626 ◆  
6'8": 3'6", 3'0", 2'10",  
2'8"  
7'0": 3'0", 2'8"

## Pembridge™



Smooth  
S6550 ◆  
6'8": 3'0", 2'10", 2'8"  
7'0": 3'0"










## Pembridge™



Smooth  
S6500 ◆  
6'8": 3'6", 3'0", 2'10", 2'8"  
7'0": 3'0", 2'8"

# Fiber-Classic. & Smooth-Star. Full Glass

## Key

-  ..... No Stile Lines
-  ..... Flush-Glazed Glass
-  ..... Vented Sidelite
-  ..... Black Nickel
-  ..... Brushed Nickel
-  ..... Brass
-  ..... Wrought Iron
- XK.....Reeded
- XG.....Geometric
- XE.....Satin Etch
- XC.....Chord
- XJ.....Chinchilla
- XR.....Rainglass
- XN.....Granite
-  ..... Low-E
- CL.....Clear
-  ..... Flat Frame
-  ..... 20-Minute Fire-Rated

## SIMULATED DIVIDED LITES

-  ..... Simulated Divided Lites
-  ..... 1.125" Flat Simulated Divided Lites
-  ..... 3.5" Flat Simulated Divided Lites
-  ..... 4.25" Flat Simulated Divided Lites
-  ..... 5.5" Flat Simulated Divided Lites
-  ..... 4.25" & 5.5" Flat Combo Simulated Divided Lites
-  ..... 1.6" Flat Simulated Divided Lites
-  ..... Removable Wood Grilles
-  ..... Fixed Grilles

## FLAT PROFILE GRILLES BETWEEN GLASS


- GBGFW ...Flat White Grilles Between Glass
- GBGFA.....Flat Almond Grilles Between Glass
- GBGFB.....Flat Bronze Grilles Between Glass
- GBGFK.....Flat Black Grilles Between Glass



## CONTOUR PROFILE GRILLES BETWEEN GLASS

- GBGCW ...Contour White Grilles Between Glass
- GBGCA.....Contour Almond Grilles Between Glass
- GBGCB.....Contour Bronze Grilles Between Glass
- GBGCK.....Contour Black Grilles Between Glass

## Axis.





**Mahogany**  
FCM1652   
6'8": 3'0", 2'10", 2'8"

- Oak**  
FC1652   
6'8": 3'0", 2'10", 2'8"
- Smooth**  
S1652   
6'8": 3'0", 2'10", 2'8",  
2'6" N  
7'0": 3'0"

## Axis.





**Mahogany**  
FCM1651   
6'8": 3'0", 2'8"

- Oak**  
FC1651   
6'8": 3'0", 2'10", 2'8"
- Smooth**  
S1651   
6'8": 3'6", 3'0", 2'10",  
2'8", 2'6"  
7'0": 3'0", 2'8"

## Privacy / Low-E / Clear SDL











**Smooth**  
S1205(\_\_\_\_)-SDLF1   
(XK, XE)  
6'8": 3'0"

- S1205-SDLF1LE   
6'8": 3'0", 2'10" 
- S1205-SDLF1   
6'8": 3'0", 2'10" 

## Privacy / Low-E / Clear SDL



**Smooth**  
S1207(\_\_\_\_)-SDLF1   
(XK, XC, XR)  
6'8": 3'0", 2'6"

- S1207XE-SDLF1   
6'8": 3'0", 2'8", 2'6" 
- S1207(\_\_\_\_)-SDLF1   
(XG, XJ)  
6'8": 3'0" 
- S1207-SDLF1LE   
6'8": 3'0", 2'10" 
- S1207-SDLF1   
6'8": 3'0", 2'10" 

## Privacy SDL



**Smooth**  
S2010(\_\_\_\_)-SDL   
(XK, XC, XR)  
6'8": 3'0", 2'6"

- S1210XE-SDL   
6'8": 3'0", 2'8", 2'6" 
- S2010(\_\_\_\_)-SDL   
(XG, XJ)  
6'8": 3'0" 

## Privacy SDL





**Smooth**  
S5705(\_\_\_\_)-SDLF1   
(XK, XC, XR)  
6'8": 3'0", 2'6"

- S5705XE-SDLF1   
6'8": 3'0", 2'8", 2'6" 
- S5705(\_\_\_\_)-SDLF1   
(XG, XJ)  
6'8": 3'0" 

## Privacy SDL











**Smooth**  
S5715(\_\_\_\_)-SDLF1   
(XK, XC, XR)  
6'8": 3'0", 2'6"

- S5715XE-SDLF1   
6'8": 3'0", 2'8", 2'6" 
- S5715(\_\_\_\_)-SDLF1   
(XG, XJ)  
6'8": 3'0" 

## Privacy / Low-E / Clear SDL











**Smooth**  
S5725(\_\_\_\_)-SDLF1   
(XK, XC, XR)  
6'8": 3'0", 2'6"

- S5725XE-SDLF1   
6'8": 3'0", 2'8", 2'6" 
- F5725(\_\_\_\_)-SDLF1   
(XG, XJ)  
6'8": 3'0" 
- S5725-SDLF1LE   
6'8": 3'0", 2'10", 2'8", 2'6" 
- S5725-SDLF1   
6'8": 3'0", 2'10", 2'8", 2'6" 

## Privacy / Low-E / Clear SDL












**Smooth**  
S685L(\_\_\_\_)-SDLF2   
(XK, XC, XR)  
6'8": 3'0", 2'6"

- S685LXE-SDLF2   
6'8": 3'0", 2'8", 2'6" 
- S685L(\_\_\_\_)-SDLF2   
(XG, XJ)  
6'8": 3'0" 
- S685L-SDLF2LE   
6'8": 3'0", 2'10", 2'8", 2'6" 
- S685L-SDLF2   
6'8": 3'0", 2'10", 2'8", 2'6" 

## Privacy / Low-E / Clear SDL



**Smooth**  
S685R(\_\_\_\_)-SDLF2   
(XK, XC, XR)  
6'8": 3'0", 2'6"

- S685RXE-SDLF2   
6'8": 3'0", 2'8", 2'6" 
- S685R(\_\_\_\_)-SDLF2   
(XG, XJ)  
6'8": 3'0" 
- S685R-SDLF2LE   
6'8": 3'0", 2'10", 2'8", 2'6" 
- S685R-SDLF2   
6'8": 3'0", 2'10", 2'8", 2'6" 

## Privacy / Low-E / Clear SDL







**Smooth**  
S128XK-SDL  
6'8": 3'0", 2'10", 2'8"

- S128(\_\_\_\_)-SDL   
(XE, XC)  
6'8": 3'0", 2'10", 2'8"  
7'0": 3'0" 
- S128-SDLLE   
6'8": 3'0", 2'10", 2'8", 2'6" N  
7'0": 3'0" 
- S128-SDL   
6'8": 3'0", 2'10", 2'8"  
7'0": 3'0" 

## Privacy / Low-E / Clear SDL



**Smooth**  
S141(\_\_\_\_)-SDL  
(XK, XE, XC)  
6'8": 3'6", 3'0", 2'10", 2'8"  
7'0": 3'6", 3'0", 2'8"

- S141-SDLLE   
6'8": 3'0", 2'10", 2'8", 2'6"  
7'0": 3'0", 2'8" 
- S141-SDL   
6'8": 3'0", 2'10", 2'8"  
7'0": 3'0", 2'8" 

Note: Product images show exterior side of door.

## Privacy



Oak

2000XE  
6'8": 3'0"

## Privacy



Smooth

S2000( )  
(XK, XC, XR)  
6'8": 3'0", 2'6"S2000XE  
6'8": 3'0", 2'8", 2'6"  
S2000( )  
(XG, XJ)  
6'8": 3'0"

## Privacy / Low-E / Clear

Mahogany  
FCM10( )(XE, XR)  
6'8": 3'0", 2'10", 2'8"FCM10-LE  
6'8": 3'0", 2'10", 2'8"  
FCM10  
6'8": 3'0", 2'10", 2'8"

## Privacy / Low-E / Clear



Oak

FC10( )  
(XE, XR)  
6'8": 3'0", 2'10", 2'8"FC10-LE  
6'8": 3'0", 2'10", 2'8", 2'6" N  
FC10  
6'8": 3'0", 2'10", 2'8"

## Privacy / Low-E / Clear



Smooth

S118( )  
(XK, XE, XC, XR, XN)  
6'8": 3'0", 2'10", 2'8"  
7'0": 3'0", 2'8"S118XK  
6'8": 3'0", 2'10", 2'8"  
S118-LE  
6'8": 3'0", 2'10"  
2'8", 2'6" N  
7'0": 3'0"  
S118  
6'8": 3'0", 2'10"  
2'8", 2'6" N  
7'0": 3'0"

## Privacy / Low-E / Clear



Mahogany

FCM1283( )  
(XE, XR)  
6'8": 3'0", 2'8"FCM1283-LE  
6'8": 3'0", 2'8", 2'6"  
7'0": 3'0", 2'8"  
FCM1283  
6'8": 3'0", 2'8"

## Privacy / Low-E



Oak

1283( )  
(XE, XR)  
6'8": 3'0", 2'10", 2'8"1283-LE  
6'8": 3'0", 2'10", 2'8"  
7'0": 3'0", 2'8"

## Privacy / Low-E / Clear



Smooth

S140( )  
(XK, XC, XR, XN)  
6'8": 3'6", 3'0", 2'10", 2'8"  
7'0": 3'6", 3'0", 2'8"S140-LE  
6'8": 3'6", 3'0", 2'10", 2'8"  
2'6", 2'4", 2'0"  
7'0": 3'6", 3'0", 2'8"  
S140  
6'8": 3'6", 3'0", 2'10", 2'8", 2'6"  
7'0": 3'6", 3'0", 2'8"

## Low-E Clear



Oak

2000-LE  
6'8": 3'0", 2'8", 2'6"Smooth  
S2000  
6'8": 3'0", 2'10", 2'8",  
2'6", 2'0"  
S2000-LE  
6'8": 3'0", 2'10", 2'8",  
2'6", 2'0"

## Internal Blinds



Smooth

S2600-LE  
6'8": 3'0", 2'10", 2'8", 2'6"FCM1283-LE  
6'8": 3'0", 2'8", 2'6"  
7'0": 3'0", 2'8"

## Internal Blinds



Mahogany

FCM141-RTLE  
6'8": 3'0", 2'10", 2'8"Oak  
FC141-RTLE  
6'8": 3'0", 2'10", 2'8"  
FC141-RT  
6'8": 3'0", 2'10", 2'8"  
Smooth  
S130-RTLE  
6'8": 3'0", 2'10"  
2'8", 2'6" N  
7'0": 3'0"  
S130-RT  
6'8": 3'0", 2'10"  
2'8", 2'6" N  
7'0": 3'0"

## Internal Blinds



Mahogany

FCM1286-RTLE  
6'8": 3'0", 2'8"Oak  
1286-RTLE  
6'8": 3'0", 2'10", 2'8"  
1286-RT  
6'8": 3'0", 2'10", 2'8"  
Smooth  
S6061-RTLE  
6'8": 3'6", 3'0", 2'10", 2'8",  
2'6", 2'4"  
7'0": 3'6", 3'0", 2'8"  
S6061-RT  
6'8": 3'6", 3'0", 2'10", 2'8",  
2'6", 2'4"  
7'0": 3'6", 3'0", 2'8"

## Internal Blinds



Smooth

S6061-RT  
6'8": 3'10", 3'6", 2'10", 2'8", 2'6", 2'4"  
7'0": 3'10", 3'6", 2'10", 2'8", 2'6", 2'4"S6061-RTLE  
6'8": 3'10", 3'6", 2'10",  
2'8", 2'6", 2'4"  
7'0": 3'10", 3'6", 2'10",  
2'8", 2'6", 2'4"

## GBG Flat



Mahogany

FCM1209-GBGFW  
6'8": 3'0", 2'10", 2'8"FCM1209-GBGFWLE  
6'8": 3'0", 2'10", 2'8"

## GBG Flat



Mahogany

FCM1201-GBGFW  
6'8": 3'0", 2'8"FCM1201-GBGFWLE  
6'8": 3'0", 2'8"

## GBG Flat











Oak

FC1209-GBGFW  
6'8": 3'0", 2'10", 2'8"FC1209-GBGFWLE  
6'8": 3'0", 2'10", 2'8"

# Fiber-Classic. & Smooth-Star. Full Glass

## Key

-  ..... No Stile Lines
-  ..... Flush-Glazed Glass
-  ..... Vented Sidelite
-  ..... Black Nickel
-  ..... Brushed Nickel
-  ..... Brass
-  ..... Wrought Iron
- XK.....Reeded
- XG.....Geometric
- XE.....Satin Etch
- XC.....Chord
- XJ.....Chinchilla
- XR.....Rainglass
- XN.....Granite
-  ..... Low-E
- CL.....Clear
-  ..... Flat Frame
-  ..... 20-Minute Fire-Rated

## SIMULATED DIVIDED LITES

-  ..... Simulated Divided Lites
-  ..... 1.125" Flat Simulated Divided Lites
-  ..... 3.5" Flat Simulated Divided Lites
-  ..... 4.25" Flat Simulated Divided Lites
-  ..... 5.5" Flat Simulated Divided Lites
-  ..... 4.25" & 5.5" Flat Combo Simulated Divided Lites
-  ..... 1.6" Flat Simulated Divided Lites
-  ..... Removable Wood Grilles
-  ..... Fixed Grilles

## FLAT PROFILE GRILLES BETWEEN GLASS

- GBGFW ...Flat White Grilles Between Glass
- GBGFA.....Flat Almond Grilles Between Glass
- GBGFB.....Flat Bronze Grilles Between Glass
- GBGFK.....Flat Black Grilles Between Glass

## CONTOUR PROFILE GRILLES BETWEEN GLASS

- GBGCW ...Contour White Grilles Between Glass
- GBGCA.....Contour Almond Grilles Between Glass
- GBGCB.....Contour Bronze Grilles Between Glass
- GBGCK.....Contour Black Grilles Between Glass

### GBG Flat




**Oak**  
**FC1201-GBGFW**  
6'8": 3'0", 2'10", 2'8"

**FC1201-GBGFWLE**  
6'8": 3'0", 2'10", 2'8"  


### GBG Flat



**Smooth**  
**S1209-GBGFWLE**  
6'8": 3'0", 2'10", 2'8"  
7'0": 3'0"  


### GBG Flat



**Smooth**  
**S1201-GBGFWLE**  
6'8": 3'6", 3'0", 2'10", 2'8"  
7'0": 3'6", 3'0", 2'8"  


### GBG Flat



**Smooth**  
**S1211-GBGFWLE**  
6'8": 3'0", 2'10", 2'8"  
7'0": 3'0"  



### GBG Flat



**Smooth**  
**S1209-GBGFWLE**  
6'8": 3'6", 3'0", 2'10", 2'8"  
7'0": 3'6", 3'0"  
 

### GBG Flat






**S1212-GBGFWLE**  
6'8": 3'0", 2'10", 2'8"  
7'0": 3'0"  
  
**S1212-GBGFW**  
6'8": 3'0", 2'10", 2'8"  
7'0": 3'0"

### GBG Flat




**Smooth**  
**S1203-GBGFALE**  
6'8": 3'6", 3'0", 2'10", 2'8"  
7'0": 3'0", 2'8"  
 

**S1203-GBGFWLE**  
6'8": 3'6", 3'0", 2'10", 2'8"  
7'0": 3'0", 2'8"  
   
**S1203-GBGFW**  
6'8": 3'6", 3'0", 2'10", 2'8"  
7'0": 3'6", 3'0", 2'8"  


### GBG Flat



**Smooth**  
**S128-GBGFALE**  
6'8": 3'0", 2'10", 2'8"  
7'0": 3'0"  


**S128-GBGFWLE**  
6'8": 3'0", 2'10"  
2'8", 2'6" N  
7'0": 3'0"  


### GBG Flat





**Smooth**  
**S141-GBGFALE**  
6'8": 3'6", 3'0", 2'10", 2'8"  
7'0": 3'6", 3'0", 2'8"  
 

**S141-GBGFWLE**  
6'8": 3'6", 3'0", 2'10", 2'8", 2'6"  
7'0": 3'6", 3'0", 2'8"  
 

### GBG Flat



**Smooth**  
**S2010-GBGFWLE**   
6'8": 3'0", 2'10", 2'8", 2'6"  


### GBG Flat



**Mahogany**  
**FCM1284-GBGFA**  
6'8": 3'0", 2'8"  


**Oak**  
**1284-GBGFA**  
6'8": 3'0", 2'10", 2'8"  


### GBG Flat



**Mahogany**  
**FCM18-GBGFA**  
6'8": 3'0", 2'10", 2'8"

**Oak**  
**FC18-GBGFA**  
6'8": 3'0", 2'10", 2'8"

Note: Product images show exterior side of door.

## GBG Flat



**S108-GBGFBL**  
6'8": 3'0", 2'10", 2'8", 2'6" N  
7'0": 3'0"



**S108-GBGFWE**  
6'8": 3'0", 2'10", 2'8", 2'6" N  
7'0": 3'0"



**S108-GBGFW**  
6'8": 3'0", 2'10", 2'8", 2'6" N  
7'0": 3'0"

Smooth

**S108-GBGFA**  
6'8": 3'0", 2'10", 2'8", 2'6" N  
7'0": 3'0"

## GBG Flat



**S6063-GBGFBL**  
6'8": 3'6", 3'0", 2'10", 2'8", 2'6"  
7'0": 3'6", 3'0", 2'8"



**S6063-GBGFWE**  
6'8": 3'6", 3'0", 2'10", 2'8", 2'6"  
7'0": 3'6", 3'0", 2'8"



**S6063-GBGFW**  
6'8": 3'6", 3'0", 2'10", 2'8", 2'6"  
7'0": 3'6", 3'0", 2'8"

Smooth

**S6063-GBGFA**  
6'8": 3'6", 3'0", 2'10", 2'8", 2'6"  
7'0": 3'6", 3'0", 2'8"



## GBG Flat




Smooth

**S198-GBGFWE**  
6'8": 3'0", 2'10", 2'8"  
7'0": 3'0"



## GBG Flat



Smooth

**S6062-GBGFWE**  
6'8": 3'6", 3'0", 2'10", 2'8"  
7'0": 3'6", 3'0", 2'8"



## Fixed Grilles



**S128-FXGLE**  
6'8": 3'0", 2'10", 2'8", 2'6" N  
7'0": 3'0"



Smooth

**S128-FXG**  
6'8": 3'0", 2'10", 2'8", 2'6" N  
7'0": 3'0"



## Fixed Grilles



**S141-FXGLE**  
6'8": 3'6", 3'0", 2'10", 2'8", 2'6"  
7'0": 3'6", 3'0", 2'8"



Smooth

**S141-FXG**  
6'8": 3'6", 3'0", 2'10", 2'8", 2'6"  
7'0": 3'6", 3'0", 2'8"



## Fixed Grilles



Smooth

**S108-FXG**  
6'8": 3'0", 2'10", 2'8"  
7'0": 3'0"



## Fixed Grilles



Smooth

**S6063-FXG**  
6'8": 3'6", 3'0", 2'10", 2'8"  
7'0": 3'6", 3'0", 2'8"



## Fiber-Classic. & Smooth-Star. 3/4 Glass



### Key

- ..... No Stile Lines
- ▲ ..... Flush-Glazed Glass
- ..... Vented Sidelite
- ◆ ..... Black Nickel
- ..... Brushed Nickel
- ◆ ..... Brass
- ✕ ..... Wrought Iron
- XK.....Reeded
- XG.....Geometric
- XE.....Satin Etch
- XC.....Chord
- XJ.....Chinchilla
- XR.....Rainglass
- XN.....Granite
- ☀ ..... Low-E
- CL.....Clear
- └ ..... Flat Frame
- 🔥 ..... 20-Minute Fire-Rated

### SIMULATED DIVIDED LITES

- ..... Simulated Divided Lites
- 1 ..... 1.125" Flat Simulated Divided Lites
- 2 ..... 3.5" Flat Simulated Divided Lites
- 3 ..... 4.25" Flat Simulated Divided Lites
- 4 ..... 5.5" Flat Simulated Divided Lites
- 5 ..... 4.25" & 5.5" Flat Combo Simulated Divided Lites
- 6 ..... 1.6" Flat Simulated Divided Lites
- ..... Removable Wood Grilles
- ◆ ..... Fixed Grilles

### FLAT PROFILE GRILLES BETWEEN GLASS

- GBGFW .... Flat White Grilles Between Glass
- GBGFA .... Flat Almond Grilles Between Glass
- GBGFB .... Flat Bronze Grilles Between Glass
- GBGFK .... Flat Black Grilles Between Glass

### CONTOUR PROFILE GRILLES BETWEEN GLASS

- GBGCW .... Contour White Grilles Between Glass
- GBGCA .... Contour Almond Grilles Between Glass
- GBGCB .... Contour Bronze Grilles Between Glass
- GBGCK .... Contour Black Grilles Between Glass

### Blackstone.



Mahogany  
FCM765 ◆  
6'8": 3'0"

- Oak  
FC765 ◆  
6'8": 3'0"
- Smooth  
S975 ◆  
6'8": 3'0"

### Blackstone.



Oak  
FC770 ◆  
6'8": 3'0"

- Smooth  
S979 ◆  
6'8": 3'0", 2'10", 2'8"

### Crystalline.™



Mahogany  
FCM38 ◆  
6'8": 3'0"

- Oak  
FC38 ◆  
6'8": 3'0"
- Smooth  
S977 ◆  
6'8": 3'0"


### Crystalline.™



Oak  
FC772 ◆  
6'8": 3'0"

- Smooth  
S981 ◆  
6'8": 3'0", 2'10", 2'8"

### Sedona



Mahogany  
FCM131 ◆  
6'8": 3'0"

- Oak  
FC131 ◆  
6'8": 3'0"
- Smooth  
S95 ◆  
6'8": 3'0"

### Sedona



Oak  
FC773 ◆  
6'8": 3'0"

- Smooth  
S91 ◆  
6'8": 3'0", 2'10", 2'8"

### Salinas.



Mahogany  
FCM115 ✕  
6'8": 3'0"

- Oak  
FC115 ✕  
6'8": 3'0"
- Smooth  
S6009 ✕  
6'8": 3'0"

### Salinas.




Oak  
FC775 ✕  
6'8": 3'0"

- Smooth  
S6010 ✕  
6'8": 3'0", 2'10", 2'8"

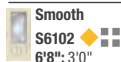
## Maple Park.



Mahogany  
FCM902 ◆ ■ ■ ■  
6'8": 3'0"



Oak  
FC902 ◆ ■ ■ ■  
6'8": 3'0"




Smooth  
S6102 ◆ ■ ■ ■  
6'8": 3'0"

## Maple Park.



Oak  
FC777 ◆ ■ ■ ■  
6'8": 3'0"




Smooth  
S6103 ◆ ■ ■ ■  
6'8": 3'0", 2'10", 2'8"


## Avonlea.



Mahogany  
FCM764 ◆  
6'8": 3'0"



Oak  
FC764 ◆  
6'8": 3'0"




Smooth  
S976 ◆  
6'8": 3'0"

## Avonlea.



Oak  
FC769 ◆  
6'8": 3'0"




Smooth  
S980 ◆  
6'8": 3'0", 2'10", 2'8"

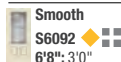
## Saratoga™



Mahogany  
FCM907 ◆ ■ ■ ■  
6'8": 3'0"



Oak  
FC907 ◆ ■ ■ ■  
6'8": 3'0"




Smooth  
S6092 ◆ ■ ■ ■  
6'8": 3'0"

## Saratoga™



Oak  
FC776 ◆ ■ ■ ■  
6'8": 3'0"

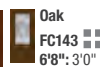


Smooth  
S982 ◆ ■ ■ ■  
6'8": 3'0", 2'10", 2'8"

## Texas Star



Mahogany  
FCM143 ■ ■ ■  
6'8": 3'0"



Oak  
FC143 ■ ■ ■  
6'8": 3'0"

## Texas Star




Oak  
FC778 ■ ■ ■  
6'8": 3'0"

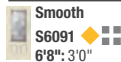
## Wellesley™



Mahogany  
FCM147 ◆ ■ ■ ■  
6'8": 3'0"



Oak  
FC147 ◆ ■ ■ ■  
6'8": 3'0"

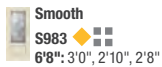


Smooth  
S6091 ◆ ■ ■ ■  
6'8": 3'0"

## Wellesley™



Oak  
FC779 ◆ ■ ■ ■  
6'8": 3'0"

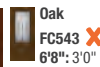


Smooth  
S983 ◆ ■ ■ ■  
6'8": 3'0", 2'10", 2'8"

## Riserva™



Mahogany  
FCM543 ✗  
6'8": 3'0"



Oak  
FC543 ✗  
6'8": 3'0"

## Riserva™



Oak  
FC529 ✗  
6'8": 3'0"

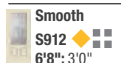
## Concorde™



Mahogany  
FCM912 ◆  
6'8": 3'0"



Oak  
FC912 ◆  
6'8": 3'0"




Smooth  
S912 ◆ ■ ■ ■  
6'8": 3'0"

## Concorde™



Oak  
FC780 ◆  
6'8": 3'0"




Smooth  
S97 ◆ ■ ■ ■  
6'8": 3'0", 2'10", 2'8"


## Kensington™



Mahogany  
FCM156 ■ ■ ■  
6'8": 3'0"



Oak  
FC156 ◆ ■ ■ ■  
6'8": 3'0"

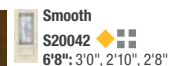


Smooth  
S156 ◆ ■ ■ ■  
6'8": 3'0"

## Kensington™



Oak  
FC20042 ◆ ■ ■ ■  
6'8": 3'0"



Smooth  
S20042 ◆ ■ ■ ■  
6'8": 3'0", 2'10", 2'8"

# Fiber-Classic. & Smooth-Star. 3/4 Glass

## Key

-  ..... No Stile Lines
-  ..... Flush-Glazed Glass
-  ..... Vented Sidelite
-  ..... Black Nickel
-  ..... Brushed Nickel
-  ..... Brass
-  ..... Wrought Iron
- XK.....Reeded
- XG.....Geometric
- XE.....Satin Etch
- XC.....Chord
- XJ.....Chinchilla
- XR.....Rainglass
- XN.....Granite
-  ..... Low-E
- CL.....Clear
-  ..... Flat Frame
-  ..... 20-Minute Fire-Rated

## SIMULATED DIVIDED LITES

-  ..... Simulated Divided Lites
-  ..... 1.125" Flat Simulated Divided Lites
-  ..... 3.5" Flat Simulated Divided Lites
-  ..... 4.25" Flat Simulated Divided Lites
-  ..... 5.5" Flat Simulated Divided Lites
-  ..... 4.25" & 5.5" Flat Combo Simulated Divided Lites
-  ..... 1.6" Flat Simulated Divided Lites
-  ..... Removable Wood Grilles
-  ..... Fixed Grilles

## FLAT PROFILE GRILLES BETWEEN GLASS

- GBGFW ...Flat White Grilles Between Glass
- GBGFA.....Flat Almond Grilles Between Glass
- GBGFB.....Flat Bronze Grilles Between Glass
- GBGFK.....Flat Black Grilles Between Glass


## CONTOUR PROFILE GRILLES BETWEEN GLASS

- GBGCW ...Contour White Grilles Between Glass
- GBGCA.....Contour Almond Grilles Between Glass
- GBGCB.....Contour Bronze Grilles Between Glass
- GBGCK.....Contour Black Grilles Between Glass

## Axis.



**Mahogany**  
**FCM1647**  
6'8": 3'0"



## Axis.



**Oak**  
**FC1646**  
6'8": 3'0"



## Privacy / Low-E / Clear



**Mahogany**  
**FCM32( )**  
(XJ, XR, XN)  
6'8": 3'0"



## Privacy / Low-E / Clear



**Oak**  
**FC32( )**  
(XJ, XR, XN)  
6'8": 3'0"



## Privacy / Low-E / Clear




**Smooth**  
**S80( )**  
(XE, XC, XJ, XR, XN)  
6'8": 3'0"



## Privacy / Low-E / Clear



**Oak**  
**FC766( )**  
(XJ, XR, XN)  
6'8": 3'0"



## Privacy / Low-E / Clear



**Smooth**  
**S90( )**  
(XE, XC, XJ, XR, XN)  
6'8": 2'10", 2'8", 3'0"



## Low-E SDL



**Smooth**  
**S2103-SDLLE**  
6'8": 3'0", 2'8", 2'6"



## Low-E SDL



**Smooth**  
**S2104-SDLF1LE**  
6'8": 3'0"



## Low-E / Clear SDL



**Smooth**  
**S92-SDL**  
6'8": 3'0"



## GBG Flat




**Oak**  
**FC1089-GBGFA**  
6'8": 3'0"



## GBG Flat



**Mahogany**  
**FCM2106-GBGFA**  
6'8": 3'0"



## GBG Flat



Smooth  
S2107-GBGFWLE  
6'8": 3'0"



## GBG Flat



Smooth  
S2101-GBGFWLE  
6'8": 3'0", 2'10", 2'8"



## GBG Flat



Mahogany  
FCM82-GBGFBLE  
6'8": 3'0"



Oak  
FC82-GBGFBLE  
6'8": 3'0"



Smooth  
S82-GBGFALE  
6'8": 3'0"



S82-GBGFWLE  
6'8": 3'0"



S82-GBGFA  
6'8": 3'0"

S82-GBGFW  
6'8": 3'0"

## GBG Flat



Oak  
FC92-GBGFBLE  
6'8": 3'0"



Smooth  
S92-GBGFALE  
6'8": 3'0", 2'10", 2'8"



S92-GBGFWLE  
6'8": 3'0", 2'10", 2'8"



S92-GBGFA  
6'8": 3'0", 2'10", 2'8"

S92-GBGFW  
6'8": 3'0", 2'10", 2'8"

## GBG Flat



Mahogany  
FCM1402-GBGFW  
6'8": 3'0"

Oak  
FC1402-GBGFW  
6'8": 3'0"

## GBG Flat



Oak  
FC1400-GBGFW  
6'8": 3'0"

## Low-E



Smooth  
S2200-LE  
6'8": 3'0", 2'8", 2'6"



## Internal Blinds



Smooth  
S5425-RTLE  
6'8": 3'0"



## Internal Blinds



Smooth  
S682-RTLE  
6'8": 3'0", 2'10", 2'8"



Smooth-Star, Clear Glass, Door – S2104, Finish – Onyx, Surround – TDS-TRDFT-K

## Fiber-Classic. & Smooth-Star. 1/2 Glass



### Key

- ..... No Stile Lines
- ▲ ..... Flush-Glazed Glass
- ..... Vented Sidelite
- ◆ ..... Black Nickel
- ..... Brushed Nickel
- ◆ ..... Brass
- ✕ ..... Wrought Iron
- XK.....Reeded
- XG.....Geometric
- XE.....Satin Etch
- XC.....Chord
- XJ.....Chinchilla
- XR.....Rainglass
- XN.....Granite
- ☀ ..... Low-E
- CL.....Clear
- └─┘ ..... Flat Frame
- 🔥 ..... 20-Minute Fire-Rated

### SIMULATED DIVIDED LITES

- ▮ ..... Simulated Divided Lites
- 1 ..... 1.125" Flat Simulated Divided Lites
- 2 ..... 3.5" Flat Simulated Divided Lites
- 3 ..... 4.25" Flat Simulated Divided Lites
- 4 ..... 5.5" Flat Simulated Divided Lites
- 5 ..... 4.25" & 5.5" Flat Combo Simulated Divided Lites
- 6 ..... 1.6" Flat Simulated Divided Lites
- ..... Removable Wood Grilles
- ◆ ..... Fixed Grilles


### FLAT PROFILE GRILLES BETWEEN GLASS

- GBGFW .... Flat White Grilles Between Glass
- GBGFA .... Flat Almond Grilles Between Glass
- GBGFB .... Flat Bronze Grilles Between Glass
- GBGFK .... Flat Black Grilles Between Glass

### CONTOUR PROFILE GRILLES BETWEEN GLASS

- GBGCW .... Contour White Grilles Between Glass
- GBGCA .... Contour Almond Grilles Between Glass
- GBGCB .... Contour Bronze Grilles Between Glass
- GBGCK .... Contour Black Grilles Between Glass

### Blackstone.



### Blackstone.



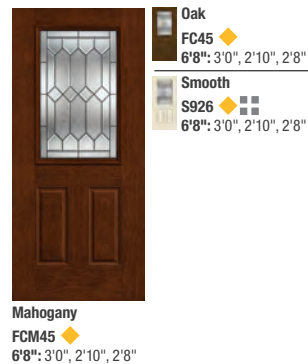
### Blackstone.



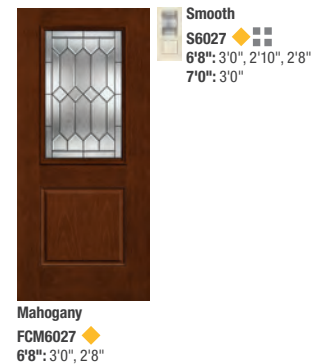
### Blackstone.



### Crystalline.™



### Crystalline.™



### Crystalline.™



### Crystalline.™



## Sedona



Oak  
FC101 ♦  
6'8": 3'0", 2'10", 2'8"

---

Smooth  
S211 ♦  
6'8": 3'0", 2'10", 2'8"

Mahogany  
FCM101 ♦  
6'8": 3'0", 2'10", 2'8"

## Sedona



Smooth  
S6025 ♦  
6'8": 3'0", 2'10", 2'8"  
7'0": 3'0"

Mahogany  
FCM6025 ♦  
6'8": 3'0", 2'8"

## Sedona



Smooth  
S6045 ♦  
6'8": 3'0", 2'8"

Mahogany  
FCM6045 ♦  
6'8": 3'0", 2'8"

## Sedona



Smooth  
S35 ♦  
6'8": 3'0", 2'8"

## Salinas.



Oak  
FC114 ✖  
6'8": 3'0", 2'10", 2'8",  
2'6" N

---

Smooth  
S6006 ✖  
6'8": 3'0", 2'10", 2'8"

Mahogany  
FCM114 ✖  
6'8": 3'0", 2'10", 2'8"

## Salinas.



Smooth  
S6031 ✖  
6'8": 3'0", 2'10", 2'8"  
7'0": 3'0"

Mahogany  
FCM6031 ✖  
6'8": 3'0", 2'8"

## Salinas.



Smooth  
S6051 ✖  
6'8": 3'0", 2'8"

Mahogany  
FCM6051 ✖  
6'8": 3'0", 2'8"

## Salinas.



Smooth  
S973 ✖  
6'8": 3'0", 2'8"

## Maple Park.



Oak  
FC901 ♦  
6'8": 3'0", 2'10", 2'8"

---

Smooth  
S6101 ♦  
6'8": 3'0", 2'10", 2'8"

Mahogany  
FCM901 ♦  
6'8": 3'0", 2'10", 2'8"

## Maple Park.



Smooth  
S6107 ♦  
6'8": 3'0", 2'10", 2'8"  
7'0": 3'0"

Mahogany  
FCM6107 ♦  
6'8": 3'0", 2'8"

## Maple Park.



Smooth  
S6108 ♦  
6'8": 3'0", 2'8"

Mahogany  
FCM6108 ♦  
6'8": 3'0", 2'8"

## Maple Park.



Smooth  
S6106 ♦  
6'8": 3'0", 2'8"

## Avonlea.




Oak  
FC761 ♦  
6'8": 3'0", 2'10", 2'8"

---

Smooth  
S964 ♦  
6'8": 3'0", 2'10", 2'8"

Mahogany  
FCM761 ♦  
6'8": 3'0", 2'10", 2'8"


## Avonlea.



Smooth  
S968 ♦  
6'8": 3'0", 2'10", 2'8"  
7'0": 3'0"

Mahogany  
FCM968 ♦  
6'8": 3'0", 2'8"

## Avonlea.



Smooth  
S966 ♦  
6'8": 3'0", 2'8"

Mahogany  
FCM966 ♦  
6'8": 3'0", 2'8"

## Avonlea.



Smooth  
S970 ♦  
6'8": 3'0", 2'8"

# Fiber-Classic. & Smooth-Star. 1/2 Glass

## Key

- ..... No Stile Lines
- ..... Flush-Glazed Glass
- ..... Vented Sidelite
- ◆ ..... Black Nickel
- ..... Brushed Nickel
- ◆ ..... Brass
- ✕ ..... Wrought Iron
- XK.....Reeded
- XG.....Geometric
- XE.....Satin Etch
- XC.....Chord
- XJ.....Chinchilla
- XR.....Rainglass
- XN.....Granite
- ☀ ..... Low-E
- CL.....Clear
- ▤ ..... Flat Frame
- 🔥 ..... 20-Minute Fire-Rated

## SIMULATED DIVIDED LITES

- 📖 ..... Simulated Divided Lites
- 1 ..... 1.125" Flat Simulated Divided Lites
- 2 ..... 3.5" Flat Simulated Divided Lites
- 3 ..... 4.25" Flat Simulated Divided Lites
- 4 ..... 5.5" Flat Simulated Divided Lites
- 5 ..... 4.25" & 5.5" Flat Combo Simulated Divided Lites
- 6 ..... 1.6" Flat Simulated Divided Lites
- ..... Removable Wood Grilles
- ◆ ..... Fixed Grilles

## FLAT PROFILE GRILLES BETWEEN GLASS

- GBGFW ...Flat White Grilles Between Glass
- GBGFA.....Flat Almond Grilles Between Glass
- GBGFB.....Flat Bronze Grilles Between Glass
- GBGFK.....Flat Black Grilles Between Glass

## CONTOUR PROFILE GRILLES BETWEEN GLASS

- GBGCW ...Contour White Grilles Between Glass
- GBGCA....Contour Almond Grilles Between Glass
- GBGCB....Contour Bronze Grilles Between Glass
- GBGCK....Contour Black Grilles Between Glass

## Saratoga™



**Mahogany**  
FCM906 ◆  
6'8": 3'0", 2'10", 2'8"

- Oak**  
FC906 ◆  
6'8": 3'0", 2'10", 2'8"
- Smooth**  
S213 ◆  
6'8": 3'0", 2'10", 2'8",  
2'6" N

## Saratoga™



**Mahogany**  
FCM6029 ◆  
6'8": 3'0", 2'8"

- Smooth**  
S6029 ◆  
6'8": 3'0", 2'10", 2'8"  
7'0": 3'0"

## Saratoga™



**Mahogany**  
FCM6049 ◆  
6'8": 3'0", 2'8"

- Smooth**  
S6049 ◆  
6'8": 3'0", 2'8"

## Saratoga™



**Smooth**  
S41 ◆  
6'8": 3'0", 2'8"

## Texas Star



**Mahogany**  
FCM144 ■  
6'8": 3'0", 2'10", 2'8"

- Oak**  
FC144 ■  
6'8": 3'0", 2'10", 2'8"

## Texas Star



**Mahogany**  
FCM6074 ■  
6'8": 3'0", 2'8"

## Texas Star



**Mahogany**  
FCM6075 ■  
6'8": 3'0", 2'8"

## Wellesley™



**Mahogany**  
FCM105 ◆  
6'8": 3'0", 2'10", 2'8"

- Oak**  
FC105 ◆  
6'8": 3'0", 2'10", 2'8"
- Smooth**  
S214 ◆  
6'8": 3'0", 2'10", 2'8"

## Wellesley™



**Mahogany**  
FCM6030 ◆  
6'8": 3'0", 2'8"

- Smooth**  
S6030 ◆  
6'8": 3'0", 2'10", 2'8"  
7'0": 3'0"

## Wellesley™



**Mahogany**  
FCM6050 ◆  
6'8": 3'0", 2'8"

- Smooth**  
S6050 ◆  
6'8": 3'0", 2'8"

## Wellesley™



**Smooth**  
S42 ◆  
6'8": 3'0", 2'8"

## Concorde™



**Mahogany**  
FCM911 ◆  
6'8": 3'0", 2'10", 2'8"

- Oak**  
FC911 ◆  
6'8": 3'0", 2'10", 2'8",  
2'6" N
- Smooth**  
S426 ◆  
6'8": 3'0", 2'10", 2'8",  
2'6" N

Note: Product images show exterior side of door.

**Concorde™**

Mahogany  
FCM6026  
6'8": 3'0", 2'8"

Smooth  
S6026  
6'8": 3'0", 2'10", 2'8"  
7'0": 3'0"

**Concorde™**

Mahogany  
FCM6046  
6'8": 3'0", 2'8"

Smooth  
S6046  
6'8": 3'0", 2'8"

**Concorde™**

Smooth  
S37  
6'8": 3'0", 2'8"

**Kensington™**

Mahogany  
FCM149  
6'8": 3'0", 2'10", 2'8"

Oak  
FC149  
6'8": 3'0", 2'10", 2'8"  
Smooth  
S161  
6'8": 3'0", 2'10", 2'8"

**Kensington™**

Mahogany  
FCM6036  
6'8": 3'0", 2'8"

Smooth  
S6036  
6'8": 3'0", 2'10", 2'8"  
7'0": 3'0"

**Kensington™**

Mahogany  
FCM6056  
6'8": 3'0", 2'8"

Smooth  
S6056  
6'8": 3'0", 2'8"

**Kensington™**

Smooth  
S43  
6'8": 3'0", 2'8"

**Pembridge™**

Smooth  
S6560  
6'8": 3'0", 2'10", 2'8"

**Pembridge™**

Smooth  
S6565  
6'8": 3'0", 2'8"  
7'0": 2'10"

**Pembridge™**

Smooth  
S6568  
6'8": 3'0", 2'8"

**Pembridge™**

Smooth  
S6536  
6'8": 3'0", 2'8"

**Axis.**

Smooth  
S1654  
6'8": 3'0", 2'10", 2'8"

**Axis.**

Smooth  
S1656  
6'8": 3'0", 2'10", 2'8"  
7'0": 3'0"

**Axis.**

Smooth  
S1658  
6'8": 3'0", 2'8"

**Axis.**

Smooth  
S1653  
6'8": 3'0", 2'8"

**Frosted Images.**

Smooth  
S206E  
6'8": 3'0", 2'10", 2'8"

# Fiber-Classic. & Smooth-Star. 1/2 Glass

## Key

- ..... No Stile Lines
- ..... Flush-Glazed Glass
- ..... Vented Sidelite
- ◆ ..... Black Nickel
- ..... Brushed Nickel
- ◆ ..... Brass
- ✕ ..... Wrought Iron
- XK.....Reeded
- XG.....Geometric
- XE.....Satin Etch
- XC.....Chord
- XJ.....Chinchilla
- XR.....Raininglass
- XN.....Granite
- ☀ ..... Low-E
- CL.....Clear
- ▤ ..... Flat Frame
- 🔥 ..... 20-Minute Fire-Rated

## SIMULATED DIVIDED LITES

- 📖 ..... Simulated Divided Lites
- 1 ..... 1.125" Flat Simulated Divided Lites
- 2 ..... 3.5" Flat Simulated Divided Lites
- 3 ..... 4.25" Flat Simulated Divided Lites
- 4 ..... 5.5" Flat Simulated Divided Lites
- 5 ..... 4.25" & 5.5" Flat Combo Simulated Divided Lites
- 6 ..... 1.6" Flat Simulated Divided Lites
- ..... Removable Wood Grilles
- ◆ ..... Fixed Grilles

## FLAT PROFILE GRILLES BETWEEN GLASS

- GBGFW ...Flat White Grilles Between Glass
- GBGFA.....Flat Almond Grilles Between Glass
- GBGFB.....Flat Bronze Grilles Between Glass
- GBGFK.....Flat Black Grilles Between Glass

## CONTOUR PROFILE GRILLES BETWEEN GLASS

- GBGCW ...Contour White Grilles Between Glass
- GBGCA....Contour Almond Grilles Between Glass
- GBGCB....Contour Bronze Grilles Between Glass
- GBGCK....Contour Black Grilles Between Glass

## Frosted Images.



Smooth  
S6023  
6'8": 3'0", 2'10", 2'8"  
7'0": 3'0"

## Frosted Images.



Smooth  
S6043  
6'8": 3'0", 2'8"

## Frosted Images.



Smooth  
S34  
6'8": 3'0", 2'8"

## Satin Etch with Simulated Divided Lites



Smooth  
S262XE-SDL  
6'8": 3'0", 2'10", 2'8"  
📖

## Privacy SDL



Smooth  
S6022XE-SDL  
6'8": 3'0", 2'10", 2'8"  
7'0": 3'0"  
📖

## Privacy SDL



Smooth  
S6042XE-SDL  
6'8": 3'0", 2'8"  
📖

## Privacy SDL



Smooth  
S32XE-SDL  
6'8": 3'0", 2'8"  
📖

## Clear 1 Lite No Grid



S2100 🔥  
6'8": 3'0", 2'8"

## Low-E / Clear



FCM62  
6'8": 3'0", 2'10", 2'8"

## Low-E / Clear



FC62  
6'8": 3'0", 2'10", 2'8"

## Privacy / Low-E / Clear



S206-LE  
6'8": 3'0", 2'10"  
2'8", 2'6" N  
☀  
S206  
6'8": 3'0", 2'10"  
2'8", 2'6" N

## Low-E / Clear



FCM6021  
6'8": 3'0", 2'8"

Note: Product images show exterior side of door.

## Privacy / Low-E / Clear



**S6021-LE**  
6'8": 3'0", 2'10", 2'8"  
7'0": 3'0"  
☀️

**S6021**  
6'8": 3'0", 2'10", 2'8"  
7'0": 3'0"

Smooth  
**S6021( )**  
(XE, XC, XR)  
6'8": 3'0", 2'10", 2'8"  
7'0": 3'0"

## Low-E / Clear



**FCM6041**  
6'8": 3'0", 2'8"

Mahogany  
**FCM6041-LE**  
6'8": 3'0", 2'8"  
☀️

## Privacy / Low-E / Clear



**S6041-LE**  
6'8": 3'0", 2'8"  
☀️

**S6041**  
6'8": 3'0", 2'8"

Smooth  
**S6041( )**  
(XE, XC, XR)  
6'8": 3'0", 2'8"

## Privacy / Low-E / Clear




**S30-LE**  
6'8": 3'0", 2'8"  
☀️

**S30**  
6'8": 3'0", 2'8"

Smooth  
**S30( )**  
(XE, XC, XR)  
6'8": 3'0", 2'8"

## Low-E / Clear



**FCM670**  
6'8": 3'0", 2'8"

Mahogany  
**FCM670-LE**  
6'8": 3'0", 2'8"  
☀️


## Low-E / Clear



**FC670**  
6'8": 3'0", 2'10", 2'8"

Oak  
**FC670-LE**  
6'8": 3'0", 2'10", 2'8"  
☀️

## Privacy / Low-E / Clear




**S104-LE**  
6'8": 3'0", 2'10", 2'8", 2'6"  
7'0": 3'0", 2'8"  
☀️

**S104**  
6'8": 3'0", 2'10", 2'8", 2'6"  
7'0": 3'0", 2'8"

Smooth  
**S104( )**  
(XE, XC, XR)  
6'8": 3'0", 2'10", 2'8"  
7'0": 3'0", 2'8"

## Low-E / Clear



**S105**  
6'8": 3'0", 2'10", 2'8", 2'6"  
7'0": 3'0", 2'8"

Smooth  
**S105-LE**  
6'8": 3'0", 2'10", 2'8", 2'6"  
7'0": 3'0", 2'8"  
☀️

## Internal Blinds



**FCM678-RT**  
6'8": 3'0", 2'10", 2'8"

Mahogany  
**FCM678-RTLE**  
6'8": 3'0", 2'10", 2'8"  
☀️

## Internal Blinds



**FC678-RT**  
6'8": 3'0", 2'10", 2'8"

Oak  
**FC678-RTLE**  
6'8": 3'0", 2'10", 2'8"  
☀️

## Internal Blinds



**S132-RT**  
6'8": 3'0", 2'10", 2'8", 2'6" N

Smooth  
**S132-RTLE**  
6'8": 3'0", 2'10", 2'8", 2'6" N  
☀️

## Internal Blinds



**FCM6035-RT**  
6'8": 3'0", 2'8"

Mahogany  
**FCM6035-RTLE**  
6'8": 3'0", 2'8"  
☀️

## Internal Blinds



**S6035-RT**  
6'8": 3'0", 2'10", 2'8"  
7'0": 3'0"

Smooth  
**S6035-RTLE**  
6'8": 3'0", 2'10", 2'8"  
7'0": 3'0"  
☀️

## Internal Blinds



**FCM6055-RTLE**  
6'8": 3'0", 2'8"  
☀️

Mahogany  
**FCM6055-RT**  
6'8": 3'0", 2'8"

## Internal Blinds



**S6055-RT**  
6'8": 3'0", 2'8"

Smooth  
**S6055-RTLE**  
6'8": 3'0", 2'8"  
☀️

## Internal Blinds




**S971-RT**  
6'8": 3'0", 2'8"

Smooth  
**S971-RTLE**  
6'8": 3'0", 2'8"  
☀️

# Fiber-Classic. & Smooth-Star. 1/2 Glass

## Key

-  ..... No Stile Lines
-  ..... Flush-Glazed Glass
-  ..... Vented Sidelite
-  ..... Black Nickel
-  ..... Brushed Nickel
-  ..... Brass
-  ..... Wrought Iron
- XK.....Reeded
- XG.....Geometric
- XE.....Satin Etch
- XC.....Chord
- XJ.....Chinchilla
- XR.....Rainglass
- XN.....Granite
-  ..... Low-E
- CL.....Clear
-  ..... Flat Frame
-  ..... 20-Minute Fire-Rated

## SIMULATED DIVIDED LITES

-  ..... Simulated Divided Lites
-  ..... 1.125" Flat Simulated Divided Lites
-  ..... 3.5" Flat Simulated Divided Lites
-  ..... 4.25" Flat Simulated Divided Lites
-  ..... 5.5" Flat Simulated Divided Lites
-  ..... 4.25" & 5.5" Flat Combo Simulated Divided Lites
-  ..... 1.6" Flat Simulated Divided Lites
-  ..... Removable Wood Grilles
-  ..... Fixed Grilles

## FLAT PROFILE GRILLES BETWEEN GLASS

- GBGFW ...Flat White Grilles Between Glass
- GBGFA.....Flat Almond Grilles Between Glass
- GBGFB.....Flat Bronze Grilles Between Glass
- GBGFK.....Flat Black Grilles Between Glass

## CONTOUR PROFILE GRILLES BETWEEN GLASS

- GBGCW ...Contour White Grilles Between Glass
- GBGCA....Contour Almond Grilles Between Glass
- GBGCB....Contour Bronze Grilles Between Glass
- GBGCK....Contour Black Grilles Between Glass

## Internal Blinds




FCM116-RT  
6'8": 3'0", 2'8"

**Mahogany**  
FCM116-RTLE  
6'8": 3'0", 2'8"  



## Internal Blinds



FC116-RT  
6'8": 3'0", 2'10", 2'8"

**Oak**  
FC116-RTLE  
6'8": 3'0", 2'10", 2'8"  


## Internal Blinds



S131-RT  
6'8": 3'0", 2'10"  
2'8", 2'6"  
7'0": 3'0", 2'8"

**Smooth**  
S131-RTLE  
6'8": 3'0", 2'10", 2'8", 2'6"  
7'0": 3'0", 2'8"  


## Screen Vented



**Smooth**  
S243  
6'8": 3'0", 2'10", 2'8"

## Clear Vented Lite




**Smooth**  
S6034  
6'8": 3'0", 2'10", 2'8"  
7'0": 3'0"

## Clear Vented Lite



**Smooth**  
S6054  
6'8": 3'0", 2'8"

## Clear Vented Lite






**Smooth**  
S137  
6'8": 3'0", 2'10", 2'8"  
7'0": 3'0", 2'8"

## Low-E / Clear SDL



S1350-SDLLE   
6'8": 3'0", 2'8"  
 

**Smooth**  
S1350-SDLFILE   
6'8": 3'0", 2'8"  
 


## Low-E / Clear SDL




S2150-SDL   
6'8": 3'0", 2'8"  


**Smooth**  
S2150-SDLLE   
6'8": 3'0", 2'8"  
 



## Fixed Grilles



**Smooth**  
S115-FXG  
6'8": 3'0", 2'10", 2'8", 2'6"  
7'0": 3'0", 2'8"  


## Low-E / Clear SDL





**Oak**  
FC65-SDLLE  
6'8": 3'0", 2'8"  
 

**Mahogany**  
FCM65-SDLLE  
6'8": 3'0", 2'10", 2'8"  
 

## Fixed Grilles



S262-FXG  
6'8": 3'0", 2'10"  
2'8", 2'6" N  


**Smooth**  
S262-FXGLE  
6'8": 3'0", 2'10", 2'8", 2'6" N  
 

Note: Product images show exterior side of door.

## Fixed Grilles



S6042-FXG  
6'8": 3'0", 2'8"



Smooth  
S6042-FXGLE  
6'8": 3'0", 2'8"



## Fixed Grilles



S6022-FXG  
6'8": 3'0", 2'10", 2'8"  
7'0": 3'0"



Smooth  
S6022-FXGLE  
6'8": 3'0", 2'10", 2'8"  
7'0": 3'0"



## Fixed Grilles



S32-FXG  
6'8": 3'0", 2'8"



Smooth  
S32-FXGLE  
6'8": 3'0", 2'8"

Privacy / Low-E / Clear  
GBG

S262-GBGFLE  
6'8": 3'0", 2'10", 2'8"



S262-GBGFBLE



6'8": 3'0", 2'10", 2'8", 2'6" N

Smooth  
S262XR-SDL  
6'8": 3'0", 2'10", 2'8"



## Low-E SDL



Mahogany  
FCM6022-SDLLE  
6'8": 3'0"

Privacy / Low-E / Clear  
SDL

S6022-GBGFLE  
6'8": 3'0", 2'10", 2'8"  
7'0": 3'0"



S6022-GBGFBLE  
6'8": 3'0", 2'10", 2'8"  
7'0": 3'0"



S6022-GBGFW  
6'8": 3'0", 2'10", 2'8"  
7'0": 3'0"

Smooth  
S6022XR-SDL  
6'8": 3'0", 2'10", 2'8"  
7'0": 3'0"



## Low-E SDL



Mahogany  
FCM6042-SDLLE  
6'8": 3'0", 2'8"

Privacy / Low-E / Clear  
SDL

S6042-GBGFLE  
6'8": 3'0", 2'8"



S6042-GBGFBLE  
6'8": 3'0", 2'8"



S6042-GBGFW  
6'8": 3'0", 2'8"

Smooth  
S6042XR-SDL  
6'8": 3'0", 2'8"



## GBG Flat



Smooth  
S1408-GBGFLE  
6'8": 3'0", 2'10", 2'8"



## GBG Flat



Smooth  
S1405-GBGFLE  
6'8": 3'0", 2'10", 2'8"  
7'0": 3'0"



## GBG Flat



Smooth  
S1406-GBGFLE  
6'8": 3'0", 2'8"

Low-E / Clear SDL  
and GBG Flat

S32-SDL  
6'8": 3'0", 2'8"



S32-GBGFLE  
6'8": 3'0", 2'8"



S32-GBGFBLE  
6'8": 3'0", 2'8"



S32-GBGFW  
6'8": 3'0", 2'8"

Smooth  
S32-SDLLE  
6'8": 3'0", 2'8"



## GBG Flat



Smooth  
S1407-GBGFLE  
6'8": 3'0", 2'8"



## Blackstone.



Smooth  
S6013  
6'8": 3'0", 2'8"



Oak  
FC129  
6'8": 3'0"



## Crystalline™




Smooth  
S930  
6'8": 3'0", 2'8"



Oak  
FC43  
6'8": 3'0"



## Salinas.



Oak  
FC130  
6'8": 3'0"



## Maple Park.



Oak  
FC903  
6'8": 3'0"

Smooth  
S6104  
6'8": 3'0", 2'8"

## Saratoga™



Smooth  
S291  
6'8": 3'0", 2'8"

## Wellesley™



Smooth  
S292  
6'8": 3'0", 2'8"

## Concorde™



Smooth  
S430  
6'8": 3'0", 2'8"

## Kensington™



Smooth  
S162  
6'8": 3'0", 2'8"

## Axis.



Smooth  
S1661  
6'8": 3'0"

## Frosted Images.



Smooth  
S289E  
6'8": 3'0", 2'8"

## Low-E / Clear



FC48  
6'8": 3'0"

Oak  
FC48-LE  
6'8": 3'0"

## Privacy / Low-E / Clear



Smooth  
S289(\_\_\_\_)  
(XE, XR)  
6'8": 3'0", 2'8"

S289-LE  
6'8": 3'0", 2'8"

S289  
6'8": 3'0", 2'8"

## GBG Flat



Smooth  
S807-GBGFWE  
6'8": 3'0", 2'8"

S807-GBGFA  
6'8": 3'0", 2'8"

S807-GBGFW  
6'8": 3'0", 2'8"

## Fixed Grilles



Smooth  
S807-FXGLE  
6'8": 3'0", 2'8"

S807-FXG  
6'8": 3'0", 2'8"

## GBG Flat



Smooth  
S1411-GBGFA  
6'8": 3'0", 2'8"

## Fiber-Classic. & Smooth-Star. Oval & Center Arch



Fiber-Classic Mahogany Collection, Blackstone Glass, Door – FCM110,  
Sidelites – FCM808SL, Transom – BSRT

### Key

- ..... No Stile Lines
- ..... Flush-Glazed Glass
- ..... Vented Sidelite
- ◆ ..... Black Nickel
- ..... Brushed Nickel
- ◆ ..... Brass
- ✕ ..... Wrought Iron
- XK.....Reeded
- XG.....Geometric
- XE.....Satin Etch
- XC.....Chord
- XJ.....Chinchilla
- XR.....Rainglass
- XN.....Granite
- ☀ ..... Low-E
- CL.....Clear
- └─┘ ..... Flat Frame
- 🔥 ..... 20-Minute Fire-Rated

### SIMULATED DIVIDED LITES

- ▮ ..... Simulated Divided Lites
- 1 ..... 1.125" Flat Simulated Divided Lites
- 2 ..... 3.5" Flat Simulated Divided Lites
- 3 ..... 4.25" Flat Simulated Divided Lites
- 4 ..... 5.5" Flat Simulated Divided Lites
- 5 ..... 4.25" & 5.5" Flat Combo Simulated Divided Lites
- 6 ..... 1.6" Flat Simulated Divided Lites
- ..... Removable Wood Grilles
- ◆ ..... Fixed Grilles

### FLAT PROFILE GRILLES BETWEEN GLASS

- GBGFW .... Flat White Grilles Between Glass
- GBGFA .... Flat Almond Grilles Between Glass
- GBGFB .... Flat Bronze Grilles Between Glass
- GBGFK .... Flat Black Grilles Between Glass

### CONTOUR PROFILE GRILLES BETWEEN GLASS

- GBGCW .... Contour White Grilles Between Glass
- GBGCA .... Contour Almond Grilles Between Glass
- GBGCB .... Contour Bronze Grilles Between Glass
- GBGCK .... Contour Black Grilles Between Glass

### Blackstone.



Mahogany  
FCM110  
6'8": 3'0"

- ◆ Oak  
FC714  
6'8": 3'0"
- ◆ Smooth  
S771  
6'8": 3'0"

### Blackstone.



Mahogany  
FCM164  
6'8": 3'0"

- ◆ Oak  
FC164  
6'8": 3'0"
- ◆ Smooth  
S6085  
6'8": 3'0"

### Blackstone.



Oak  
FC794  
6'8": 3'0"

- ◆ Smooth  
S997  
6'8": 3'0", 2'10", 2'8"

### Avonlea.



Mahogany  
FCM785  
6'8": 3'0"

- ◆ Oak  
FC785  
6'8": 3'0"
- ◆ Smooth  
S988  
6'8": 3'0"

### Avonlea.



Mahogany  
FCM788  
6'8": 3'0"

- ◆ Oak  
FC788  
6'8": 3'0"
- ◆ Smooth  
S991  
6'8": 3'0"

### Avonlea.



Oak  
FC792  
6'8": 3'0"

- ◆ Smooth  
S995  
6'8": 3'0", 2'10", 2'8"

### Wellesley™



Mahogany  
FCM106  
6'8": 3'0"

- ◆ Oak  
FC713  
6'8": 3'0"
- ◆ Smooth  
S774  
6'8": 3'0"

### Wellesley™



Mahogany  
FCM163  
6'8": 3'0"

- ◆ Oak  
FC163  
6'8": 3'0"
- ◆ Smooth  
S6082  
6'8": 3'0"

# Fiber-Classic. & Smooth-Star. Oval & Center Arch

## Key

- ..... No Stile Lines
- ..... Flush-Glazed Glass
- ..... Vented Sidelite
- ◆ ..... Black Nickel
- ..... Brushed Nickel
- ◆ ..... Brass
- ✕ ..... Wrought Iron
- XK.....Reeded
- XG.....Geometric
- XE.....Satin Etch
- XC.....Chord
- XJ.....Chinchilla
- XR.....Raininglass
- XN.....Granite
- ☀ ..... Low-E
- CL.....Clear
- ▤ ..... Flat Frame
- 🔥 ..... 20-Minute Fire-Rated

## SIMULATED DIVIDED LITES

- 📖 ..... Simulated Divided Lites
- 1 ..... 1.125" Flat Simulated Divided Lites
- 2 ..... 3.5" Flat Simulated Divided Lites
- 3 ..... 4.25" Flat Simulated Divided Lites
- 4 ..... 5.5" Flat Simulated Divided Lites
- 5 ..... 4.25" & 5.5" Flat Combo Simulated Divided Lites
- 6 ..... 1.6" Flat Simulated Divided Lites
- ..... Removable Wood Grilles
- ◆ ..... Fixed Grilles

## FLAT PROFILE GRILLES BETWEEN GLASS

- GBGFW ...Flat White Grilles Between Glass
- GBGFA.....Flat Almond Grilles Between Glass
- GBGFB.....Flat Bronze Grilles Between Glass
- GBGFK.....Flat Black Grilles Between Glass

## CONTOUR PROFILE GRILLES BETWEEN GLASS

- GBGCW ...Contour White Grilles Between Glass
- GBGCA.....Contour Almond Grilles Between Glass
- GBGCB.....Contour Bronze Grilles Between Glass
- GBGCK.....Contour Black Grilles Between Glass

Note: Product images show exterior side of door.


## Wellesley™



Oak  
FC796 ◆ ■ ◆  
6'8": 3'0"

Smooth  
S999 ◆ ■ ◆  
6'8": 3'0", 2'10", 2'8"

## Concorde™



Mahogany  
FCM916 ◆ ■  
6'8": 3'0"

Oak  
FC916 ◆ ■  
6'8": 3'0"

Smooth  
S773 ◆ ■ ◆  
6'8": 3'0"

## Concorde™



Mahogany  
FCM915 ◆ ■  
6'8": 3'0"

Oak  
FC915 ◆ ■  
6'8": 3'0"

Smooth  
S6084 ◆ ■ ◆  
6'8": 3'0"

## Concorde™



Oak  
FC797 ◆ ■  
6'8": 3'0"

Smooth  
S1000 ◆ ■ ◆  
6'8": 3'0", 2'10", 2'8"

## Kensington™



Mahogany  
FCM151 ◆ ■  
6'8": 3'0"

Oak  
FC709 ◆ ■  
6'8": 3'0"

Smooth  
S709 ◆ ■  
6'8": 3'0"

## Kensington™



Mahogany  
FCM789 ◆ ■  
6'8": 3'0"

Oak  
FC151 ◆ ■  
6'8": 3'0"

Smooth  
S163 ◆ ■  
6'8": 3'0"

## Kensington™



Oak  
FC798 ◆ ■  
6'8": 3'0"

Smooth  
S1001 ◆ ■  
6'8": 3'0", 2'10", 2'8"

## Frosted Images.



Smooth  
S989  
6'8": 3'0"

## Frosted Images.



Smooth  
S6081  
6'8": 3'0"

## Frosted Images.



Smooth  
S994  
6'8": 3'0", 2'10", 2'8"

## Blackstone.



Smooth  
S6111 ◆  
6'8": 3'0"

## Blackstone.



Oak  
FC80943 ◆ ■  
6'8": 3'0"

Smooth  
S9343 ◆ ■  
6'8": 3'0", 2'10", 2'8"

### Crystalline™



Oak  
FC80941  
6'8": 3'0"

Smooth  
S9341  
6'8": 3'0", 2'10", 2'8"

### Salinas



Oak  
FC80953  
6'8": 3'0"

### Maple Park



Oak  
FC80955  
6'8": 3'0"

Smooth  
S9355  
6'8": 3'0", 2'10", 2'8"

### Saratoga™



Smooth  
S9354  
6'8": 3'0", 2'10", 2'8"

### Wellesley™



Smooth  
S9349  
6'8": 3'0", 2'10", 2'8"

### Concorde™



Smooth  
S9347  
6'8": 3'0", 2'10", 2'8"

### Kensington™



Smooth  
S9342  
6'8": 3'0", 2'10", 2'8"

### Axis



Smooth  
S1655  
6'8": 3'0"

### Frosted Images



Smooth  
S9345  
6'8": 3'0", 2'10", 2'8"

### Low-E / Clear



Oak  
FC80920-LE  
6'8": 3'0"

FC80920  
6'8": 3'0"

### Privacy



Smooth  
S9320(\_\_\_\_)  
(XE, XR)  
6'8": 3'0", 2'10", 2'8"

### GBG Flat



Smooth  
S93203-GBGFA  
6'8": 3'0", 2'10", 2'8"

S93203-GBGFWLE  
6'8": 3'0", 2'10", 2'8"



S93203-GBGFW  
6'8": 3'0", 2'10", 2'8"

### Clear GBG Flat



Smooth  
S1404-GBGFA  
6'8": 3'0", 2'10", 2'8"

### Low-E / Clear Fixed Grilles



Smooth  
S93203-FXGLE  
6'8": 3'0", 2'10", 2'8"

S93203-FXG  
6'8": 3'0", 2'10", 2'8"



## Fiber-Classic. & Smooth-Star. Craftsman



### Key

- ..... No Stile Lines
- ..... Flush-Glazed Glass
- ..... Vented Sidelite
- ◆ ..... Black Nickel
- ..... Brushed Nickel
- ◆ ..... Brass
- ✕ ..... Wrought Iron
- XK.....Reeded
- XG.....Geometric
- XE.....Satin Etch
- XC.....Chord
- XJ.....Chinchilla
- XR.....Rainglass
- XN.....Granite
- ☀ ..... Low-E
- CL.....Clear
- └ ..... Flat Frame
- 🔥 ..... 20-Minute Fire-Rated

### SIMULATED DIVIDED LITES

- ..... Simulated Divided Lites
- 1 ..... 1.125" Flat Simulated Divided Lites
- 2 ..... 3.5" Flat Simulated Divided Lites
- 3 ..... 4.25" Flat Simulated Divided Lites
- 4 ..... 5.5" Flat Simulated Divided Lites
- 5 ..... 4.25" & 5.5" Flat Combo Simulated Divided Lites
- 6 ..... 1.6" Flat Simulated Divided Lites
- ..... Removable Wood Grilles
- ◆ ..... Fixed Grilles

### FLAT PROFILE GRILLES BETWEEN GLASS

- GBGFW .... Flat White Grilles Between Glass
- GBGFA .... Flat Almond Grilles Between Glass
- GBGFB .... Flat Bronze Grilles Between Glass
- GBGFK .... Flat Black Grilles Between Glass

### CONTOUR PROFILE GRILLES BETWEEN GLASS

- GBGCW .... Contour White Grilles Between Glass
- GBGCA .... Contour Almond Grilles Between Glass
- GBGCB .... Contour Bronze Grilles Between Glass
- GBGCK .... Contour Black Grilles Between Glass

### Sedona



Mahogany  
FCM604 ◆  
6'8": 3'0", 2'8"

Smooth  
S604 ◆  
6'8": 3'0", 2'8"

### Sedona



Smooth  
S2650-FF ◆  
6'8": 3'0", 2'8"

### Maple Park.



Mahogany  
FCM609 ◆  
6'8": 3'0", 2'8"

Smooth  
S609 ◆  
6'8": 3'0", 2'8"

### Maple Park.



Smooth  
S2630-FF ◆  
6'8": 3'0", 2'8"

### Saratoga™



Mahogany  
FCM602 ◆  
6'8": 3'0", 2'8"

Smooth  
S602 ◆  
6'8": 3'0", 2'8"

### Saratoga™



Smooth  
S2660-FF ◆  
6'8": 3'0", 2'8"

### Pembridge™



Smooth  
S2640-FF ◆  
6'8": 3'0", 2'8"

### Axis.



Mahogany  
FCM1650 ◆  
6'8": 3'0", 2'8"

Smooth  
S1650 ◆  
6'8": 3'0", 2'8"

## Axis.



Smooth  
S2620-FF  
6'8": 3'0", 2'8"


## Privacy / Low-E SDL



Mahogany  
FCM4812XE-SDLF1  
6'8": 3'0"

FCM4812-SDLF1LE  
6'8": 3'0", 2'8"


## Privacy / Low-E SDL



Smooth  
S4812( )-SDLF1  
(XC, XJ, XR, XN)  
6'8": 3'0", 2'8"

S4812XE-SDLF1  
6'8": 2'8"

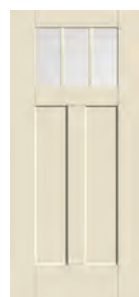
## Privacy / Low-E SDL



Mahogany  
FCM4813XE-SDLF1  
6'8": 3'0"

FCM4813-SDLF1LE  
6'8": 3'0", 2'8"

## Privacy / Low-E SDL



Smooth  
S4813( )-SDLF1  
(XC, XJ, XR, XN)  
6'8": 3'0"

S4813XE-SDLF1  
6'8": 2'8"


## Privacy / Low-E SDL



Mahogany  
FCM4814XE-SDLF1  
6'8": 3'0"

FCM4814-SDLF1LE  
6'8": 3'0", 2'8"

## Privacy / Low-E SDL



Smooth  
S4814( )-SDLF1  
(XC, XJ, XR, XN)  
6'8": 3'0"

S4814XE-SDLF1  
6'8": 2'8"

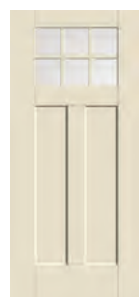
## Privacy / Low-E SDL



Mahogany  
FCM4816XE-SDLF1  
6'8": 3'0"

FCM4816-SDLF1LE  
6'8": 3'0", 2'8"

## Privacy / Low-E SDL



Smooth  
S4816( )-SDLF1  
(XC, XJ, XR, XN)  
6'8": 3'0"

S4816XE-SDLF1  
6'8": 2'8"

## Privacy / Low-E



Mahogany  
FCM4810XE  
6'8": 3'0"

FCM4810-LE  
6'8": 3'0", 2'8"

## Privacy / Low-E



Smooth  
S2610( )-FF  
(XE, XC, XN, XR, XJ)  
6'8": 3'0", 2'8"

S4810-LE  
6'8": 3'0", 2'8"

## Privacy / Low-E SDL



Smooth  
S605( )-SDL  
(XE, XC, XJ, XR, XN)  
6'8": 3'0", 2'8"

S605-SDLLE  
6'8": 3'0", 2'8"

## Privacy / Low-E SDL



Mahogany  
FCM605( )-SDL  
(XE, XC, XJ, XR, XN)  
6'8": 3'0", 2'8"

FCM605-SDLLE  
6'8": 3'0", 2'8"

## Privacy / Low-E SDL



Smooth  
S606( )-SDL  
(XE, XC, XJ, XR, XN)  
6'8": 3'0", 2'8"

S606-SDLLE  
6'8": 3'0", 2'8"

## Privacy / Low-E SDL



Mahogany  
FCM606( )-SDL  
(XE, XC, XJ, XR, XN)  
6'8": 3'0", 2'8"

FCM606-SDLLE  
6'8": 3'0", 2'8"

## Privacy / Low-E SDL



Smooth  
S607( )-SDL  
(XE, XC, XJ, XR, XN)  
6'8": 3'0", 2'8"

S607-SDLLE  
6'8": 3'0", 2'8"

Privacy / Low-E SDL



FCM607-SDLLE  
6'8": 3'0", 2'8"

**Mahogany**  
FCM607( )-SDL  
(XE, XC, XR, XN)  
6'8": 3'0", 2'8"

Privacy SDL



**Smooth**  
S608( )-SDL  
(XE, XC, XJ, XR, XN)  
6'8": 3'0", 2'8"

Privacy / Low-E SDL



FCM608-SDLLE  
6'8": 3'0", 2'8"

**Mahogany**  
FCM608( )-SDL  
(XE, XC, XR, XN)  
6'8": 3'0", 2'8"

Privacy



**Smooth**  
S601( )  
(XE, XC, XJ, XR, XN)  
6'8": 3'0", 2'8"

Privacy / Low-E




**Mahogany**  
FCM601( )  
(XE, XC, XR, XN)  
6'8": 3'0", 2'8"

Privacy / Low-E



**Smooth**  
S2610( )-FF  
(XE, XC, XJ, XR, XN)  
6'8": 3'0", 2'8"

S2610-FFLE  
6'8": 3'0", 2'8"



# Fiber-Classic & Smooth-Star. Minimal Glass



Smooth-Star, Concorde Glass, Door – S735, Sidelites – S767SL

## Key

- ..... No Stile Lines
- ▲ ..... Flush-Glazed Glass
- ..... Vented Sidelite
- ◆ ..... Black Nickel
- ..... Brushed Nickel
- ◆ ..... Brass
- ✕ ..... Wrought Iron
- XK.....Reeded
- XG.....Geometric
- XE.....Satin Etch
- XC.....Chord
- XJ.....Chinchilla
- XR.....Rainglass
- XN.....Granite
- ☀ ..... Low-E
- CL.....Clear
- ▤ ..... Flat Frame
- 🔥 ..... 20-Minute Fire-Rated

## SIMULATED DIVIDED LITES

- ▤ ..... Simulated Divided Lites
- 1 ..... 1.125" Flat Simulated Divided Lites
- 2 ..... 3.5" Flat Simulated Divided Lites
- 3 ..... 4.25" Flat Simulated Divided Lites
- 4 ..... 5.5" Flat Simulated Divided Lites
- 5 ..... 4.25" & 5.5" Flat Combo Simulated Divided Lites
- 6 ..... 1.6" Flat Simulated Divided Lites

- ▤ ..... Removable Wood Grilles
- ◆ ..... Fixed Grilles

## FLAT PROFILE GRILLES BETWEEN GLASS

- GBGFW .... Flat White Grilles Between Glass
- GBGFA .... Flat Almond Grilles Between Glass
- GBGFB .... Flat Bronze Grilles Between Glass
- GBGFK .... Flat Black Grilles Between Glass

## CONTOUR PROFILE GRILLES BETWEEN GLASS

- GBGCW .... Contour White Grilles Between Glass
- GBGCA .... Contour Almond Grilles Between Glass
- GBGCB .... Contour Bronze Grilles Between Glass
- GBGCK .... Contour Black Grilles Between Glass

## Maple Park.



Mahogany  
FCM736 ◆  
6'8": 3'0", 2'10", 2'8"

- Oak  
FC736 ◆  
6'8": 3'0", 2'10", 2'8"
- Smooth  
S736 ◆  
6'8": 3'0", 2'10", 2'8"

## Saratoga™



Mahogany  
FCM707 ◆  
6'8": 3'0", 2'10", 2'8"

- Oak  
FC707 ◆  
6'8": 3'0", 2'10", 2'8"
- Smooth  
S707 ◆  
6'8": 3'0", 2'10", 2'8"

## Wellesley™



Mahogany  
FCM721 ◆  
6'8": 3'0", 2'10", 2'8"

- Oak  
FC721 ◆  
6'8": 3'0", 2'8"

## Concorde™



Mahogany  
FCM735 ◆  
6'8": 3'0", 2'10", 2'8"

- Oak  
FC735 ◆  
6'8": 3'0", 2'10", 2'8"
- Smooth  
S735 ◆  
6'8": 3'0", 2'10", 2'8"

## Fixed Grilles



Smooth  
S704-FXG  
6'8": 3'0", 2'10", 2'8"

## Concorde™



Oak  
FC917 ◆  
6'8": 3'0"

- Smooth  
S454 ◆  
6'8": 3'0", 2'8"

## Low-E / Clear



Smooth  
S708-LE  
6'8": 3'0", 2'10", 2'8"

## Low-E / Clear Fixed Grilles



Smooth  
S255-FXGLE  
6'8": 3'0", 2'8"

- S255-FXG  
6'8": 3'0", 2'8"

Note: Product images show exterior side of door.

### Clear



Smooth  
S256  
6'8": 3'0", 2'8"

### Pembridge™



Mahogany  
FCM6570  
6'8": 3'0", 2'10", 2'8"

Oak  
FC6570  
6'8": 3'0", 2'8", 2'6" N

### Axis.



Smooth  
S1645  
6'8": 3'0", 2'10", 2'8", 2'6" N

### Privacy



Mahogany  
FCM61XE  
6'8": 3'0", 2'10", 2'8"

### Privacy / Low-E / Clear



Oak  
FC61XE  
6'8": 3'0", 2'10", 2'8", 2'6" N

FC61-LE  
6'8": 3'0", 2'10", 2'8",  
2'6" N  
FC61  
6'8": 3'0", 2'10", 2'8",  
2'6" N

### Privacy / Low-E / Clear



Smooth  
S296( )  
(XE, XR, XN)  
6'8": 3'0", 2'10", 2'8", 2'6" N

S296-LE  
6'8": 3'0", 2'10",  
2'8", 2'6" N  
S296  
6'8": 3'0", 2'10",  
2'8", 2'6" N

### Clear Fixed Grilles



Smooth  
S236-FXG  
6'8": 3'0", 2'10", 2'8"



# Fiber-Classic & Smooth-Star. Solid Panel



## Key

- ..... No Stile Lines
- ..... Flush-Glazed Glass
- ..... Vented Sidelite
- ..... Black Nickel
- ..... Brushed Nickel
- ..... Brass
- ✕ ..... Wrought Iron
- XK.....Reeded
- XG.....Geometric
- XE.....Satin Etch
- XC.....Chord
- XJ.....Chinchilla
- XR.....Rainglass
- XN.....Granite
- ☀ ..... Low-E
- CL.....Clear
- └ ..... Flat Frame
- 🔥 ..... 20-Minute Fire-Rated

## SIMULATED DIVIDED LITES

- ..... Simulated Divided Lites
- 1 ..... 1.125" Flat Simulated Divided Lites
- 2 ..... 3.5" Flat Simulated Divided Lites
- 3 ..... 4.25" Flat Simulated Divided Lites
- 4 ..... 5.5" Flat Simulated Divided Lites
- 5 ..... 4.25" & 5.5" Flat Combo Simulated Divided Lites
- 6 ..... 1.6" Flat Simulated Divided Lites
- ..... Removable Wood Grilles
- ◆ ..... Fixed Grilles

## FLAT PROFILE GRILLES BETWEEN GLASS

- GBGFW .... Flat White Grilles Between Glass
- GBGFA .... Flat Almond Grilles Between Glass
- GBGFB .... Flat Bronze Grilles Between Glass
- GBGFK .... Flat Black Grilles Between Glass


## CONTOUR PROFILE GRILLES BETWEEN GLASS

- GBGCW .... Contour White Grilles Between Glass
- GBGCA .... Contour Almond Grilles Between Glass
- GBGCB .... Contour Bronze Grilles Between Glass
- GBGCK .... Contour Black Grilles Between Glass

## 3 Panel



## 2 Panel



## 2 Panel




## 2 Panel Square Top



## 2 Panel



## 1 Panel



## 2 Panel



## 2 Panel



Note: Product images show exterior side of door.

6 Panel




**Oak**  
**FC60**  
6'8": 3'0", 2'10", 2'8",  
2'6" N

---

**Smooth**  
**S210**  
6'8": 3'0", 2'10", 2'8",  
2'6" N

**Mahogany**  
**FCM60**  
6'8": 3'0", 2'10", 2'8"

3 Panel



**Oak**  
**FC755**  
6'8": 3'0"

---

**Smooth**  
**S755**  
6'8": 3'0"

**Mahogany**  
**FCM755**  
6'8": 3'0"

3 Panel



**SSF31**  
6'8": 3'0"

**Smooth**  
**S31**  
6'8": 3'0", 2'8"

4 Panel



**Smooth**  
**S960**  
6'8": 3'0", 2'8"

**Oak**  
**FC808**  
6'8": 3'0"

2 Panel



**SSF4800**  
6'8": 2'8"

**Smooth**  
**S4800**  
6'8": 3'0", 2'8"

8 Panel



**Smooth**  
**S11**  
6'8": 3'0"

**Mahogany**  
**FCM134**  
6'8": 3'0"

2 Panel



**Smooth**  
**S600**  
6'8": 3'0", 2'8"


**Mahogany**  
**FCM600**  
6'8": 3'0", 2'8"

6 Panel



**Smooth**  
**SSF160**  
6'8": 3'0", 2'8", 2'6" N

Flush Panel




**Oak**  
**1000**  
6'8": 3'0", 2'10",  
2'8", 2'6"

---

**Smooth**  
**S100**  
6'8": 3'6", 3'0", 2'10",  
2'8", 2'6", 2'4", 2'0"  
7'0": 3'0", 2'8"

**Mahogany**  
**FCM1000**  
6'8": 3'0", 2'8", 2'6"

Flush Panel - 20-Minute



**Smooth**  
**SSF100**  
6'8": 3'0", 2'8", 2'6"



## Fiber-Classic. & Smooth-Star. Full Glass Sidelites



Fiber-Classic Mahogany Collection, Maple Park Glass, Door – FCM902,  
Sidelite – FCM812SL, Finish – Raven

### Key

- ..... No Stile Lines
- ..... Flush-Glazed Glass
- ..... Vented Sidelite
- ..... Black Nickel
- ..... Brushed Nickel
- ..... Brass
- ..... Wrought Iron
- XK.....Reeded
- XG.....Geometric
- XE.....Satin Etch
- XC.....Chord
- XJ.....Chinchilla
- XR.....Rainglass
- XN.....Granite
- ..... Low-E
- CL.....Clear
- ..... Flat Frame
- ..... 20-Minute Fire-Rated

### SIMULATED DIVIDED LITES

- ..... Simulated Divided Lites
- ..... 1.125" Flat Simulated Divided Lites
- ..... 3.5" Flat Simulated Divided Lites
- ..... 4.25" Flat Simulated Divided Lites
- ..... 5.5" Flat Simulated Divided Lites
- ..... 4.25" & 5.5" Flat Combo Simulated Divided Lites
- ..... 1.6" Flat Simulated Divided Lites
- ..... Removable Wood Grilles
- ..... Fixed Grilles

### FLAT PROFILE GRILLES BETWEEN GLASS

- GBGFW .... Flat White Grilles Between Glass
- GBGFA .... Flat Almond Grilles Between Glass
- GBGFB .... Flat Bronze Grilles Between Glass
- GBGFK .... Flat Black Grilles Between Glass

### CONTOUR PROFILE GRILLES BETWEEN GLASS

- GBGCV .... Contour White Grilles Between Glass
- GBGCA .... Contour Almond Grilles Between Glass
- GBGCB .... Contour Bronze Grilles Between Glass
- GBGCK .... Contour Black Grilles Between Glass

### Blackstone.



Smooth  
S6002SL   
6'8": 14", 12"

Oak  
FC108SL   
6'8": 14", 12", 10"

### Blackstone.



Oak  
FC808SL   
6'8": 14", 12"

Smooth  
S4570SL   
6'8": 14", 12", 10"

Mahogany  
FCM808SL   
6'8": 14", 12", 10"

### Crystalline.™



Smooth  
S916SL   
6'8": 14", 12"

Oak  
FC46SL   
6'8": 14", 12", 10"

### Crystalline.™



Oak  
18101SL   
6'8": 14", 12"

Smooth  
S6130SL   
6'8": 14", 12", 10"

Mahogany  
FCM18101SL   
6'8": 14", 12", 10"

### Sedona



Smooth  
S139SL   
6'8": 14", 12"

S139SL-FF   
6'8": 14", 12"

Oak  
FC100SL   
6'8": 14", 12", 10"

### Sedona



Oak  
FC816SL   
6'8": 14", 12"

Smooth  
S604SL   
6'8": 14", 12", 10"

S604SL-FF   
6'8": 14", 12", 10"

Mahogany  
FCM816SL   
6'8": 14", 12", 10"

### Salinas.



Smooth  
S6008SL   
6'8": 14", 12"

Oak  
FC113SL   
6'8": 14", 12", 10"

### Salinas.

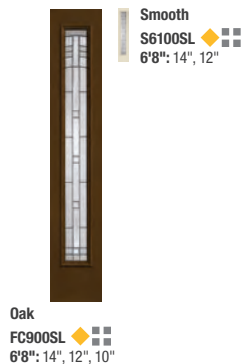


Oak  
FC814SL   
6'8": 14", 12"

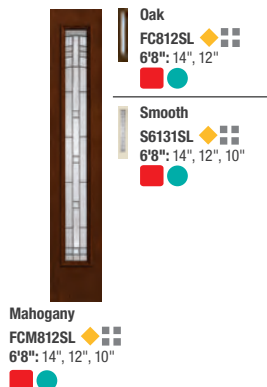
Smooth  
S6134SL   
6'8": 14", 12", 10"

Mahogany  
FCM814SL   
6'8": 14", 12", 10"

## Maple Park.



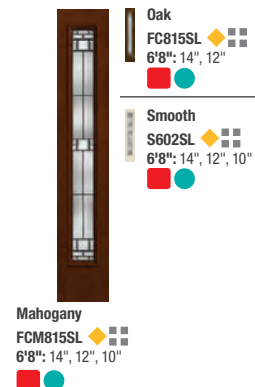
## Maple Park.



## Saratoga™



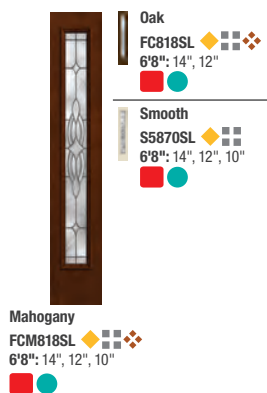
## Saratoga™



## Wellesley™




## Wellesley™



## Riserva™



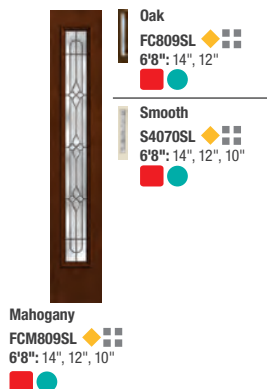
## Riserva™



## Concorde™



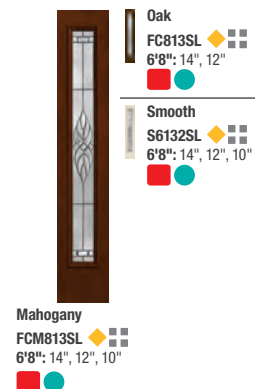
## Concorde™




## Kensington™



## Kensington™



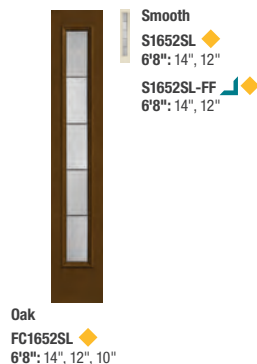
## Pembridge™



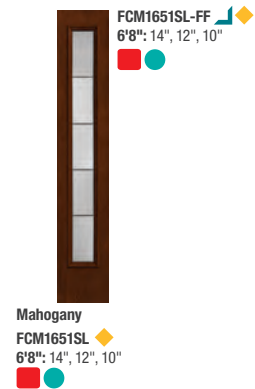
## Pembridge™



## Axis.













## Axis.



# Fiber-Classic. & Smooth-Star. Full Glass Sidelites

## Key

-  ..... No Stile Lines
-  ..... Flush-Glazed Glass
-  ..... Vented Sidelite
-  ..... Black Nickel
-  ..... Brushed Nickel
-  ..... Brass
-  ..... Wrought Iron
- XK.....Reeded
- XG.....Geometric
- XE.....Satin Etch
- XC.....Chord
- XJ.....Chinchilla
- XR.....Rainglass
- XN.....Granite
-  ..... Low-E
- CL.....Clear
-  ..... Flat Frame
-  ..... 20-Minute Fire-Rated

## SIMULATED DIVIDED LITES

-  ..... Simulated Divided Lites
-  ..... 1.125" Flat Simulated Divided Lites
-  ..... 3.5" Flat Simulated Divided Lites
-  ..... 4.25" Flat Simulated Divided Lites
-  ..... 5.5" Flat Simulated Divided Lites
-  ..... 4.25" & 5.5" Flat Combo Simulated Divided Lites
-  ..... 1.6" Flat Simulated Divided Lites
-  ..... Removable Wood Grilles
-  ..... Fixed Grilles

## FLAT PROFILE GRILLES BETWEEN GLASS

- GBGFW ...Flat White Grilles Between Glass
- GBGFA.....Flat Almond Grilles Between Glass
- GBGFB.....Flat Bronze Grilles Between Glass
- GBGFK.....Flat Black Grilles Between Glass

## CONTOUR PROFILE GRILLES BETWEEN GLASS

- GBGCW ...Contour White Grilles Between Glass
- GBGCA.....Contour Almond Grilles Between Glass
- GBGCB.....Contour Bronze Grilles Between Glass
- GBGCK.....Contour Black Grilles Between Glass

## Axis.



FC1651SL-FF  
6'8": 14", 12"

Oak  
FC1651SL  
6'8": 14", 12"

## Axis.



S1651SL-FF  
6'8": 14", 12", 10"

Smooth  
S1651SL  
6'8": 14", 12", 10"

## Privacy / Low-E / Clear SDL



S2010XESL-SDLF1  
6'8": 14", 12", 10"

S2010XCSL-SDLF1  
6'8": 12", 10"

S2010XRSL-SDLF1  
6'8": 10"

S2010SL-SDLF1LE  
6'8": 14", 12", 10"

S2010SL-SDLF1  
6'8": 12"

Smooth  
S2010XKSL-SDLF1  
6'8": 12"

## Privacy / Low-E / Clear SDL



S2010XESL-SDL  
6'8": 14", 12", 10"

S2010XCSL-SDL  
6'8": 12", 10"

S2010XRSL-SDL  
6'8": 14", 12", 10"

S2010SL-SDL  
6'8": 12"

Smooth  
S2010XKSL-SDL  
6'8": 12"

## Low-E / Clear Fixed Grilles



S308SL-FXGLE  
6'8": 14", 12"

S308SL-FXG  
6'8": 14", 12"

Smooth  
S308SL-FXG  
6'8": 14", 12"

## Privacy / Low-E / Clear SDL



S308SL-GBGFWLE  
6'8": 14", 12"

S308SL-GBGFW  
6'8": 14", 12"

Smooth  
S308(\_\_\_\_)SL-SDL  
(XK, XE, XR)  
6'8": 14", 12"

## Low-E / Clear Fixed Grilles



S1170SL-FXGLE  
6'8": 14", 12", 10"

Smooth  
S1170SL-FXG  
6'8": 14", 12", 10"

## Privacy / Low-E / Clear SDL



S1170SL-SDLLE  
6'8": 14", 12", 10"

S1170SL-SDL  
6'8": 14", 12", 10"

Smooth  
S1170(\_\_\_\_)SL-SDL  
(XK, XE, XR)  
6'8": 14", 12", 10"

## Low-E GBG Flat



Oak  
FC18SL-GBGFWLE  
6'8": 14", 12", 10"

## GBG Flat



Oak  
12102SL-GBGFWLE  
6'8": 14", 12"

Smooth  
S1170SL-GBGFWLE  
6'8": 14", 12", 10"

S1170SL-GBGFW  
6'8": 14", 12", 10"

Mahogany  
FCM12102SL-GBGFWLE  
6'8": 14", 12", 10"

## Privacy / Low-E



FCM2000SL-LE  
6'8": 14", 12"


Mahogany  
FCM2000XESL  
6'8": 12"

## Low-E



Oak  
2000SL-LE  
6'8": 14", 12"

Privacy / Low-E / Clear



**S2000XESL**  
6'8": 14", 12", 10"

**S2000XCSL**  
6'8": 12", 10"


**S2000XRSL**  
6'8": 10"

**S2000SL-LE**  
6'8": 14", 12", 10"

**S2000SL**  
6'8": 14", 12"

Smooth  
**S2000XKSL**  
6'8": 12"

Privacy / Low-E / Clear



**12101XESL-FF**  
6'8": 14", 12"

**12101SL-LE**  
6'8": 14", 12"

**12101SL-FFLE**  
6'8": 14", 12"

**12101SL**  
6'8": 14", 12"

Oak  
**12101( )SL**  
(XE, XC, XJ, XR)  
6'8": 14", 12"

Privacy / Low-E / Clear




**S100( )SL-FF**  
(XK, XG, XE, XC, XJ, XR, XN)  
6'8": 14", 12"

**S100SL-FFLE**  
6'8": 14", 12"

**S100SL**  
6'8": 14", 12"

Smooth  
**S100( )SL**  
(XK, XE, XC, XJ, XR)  
6'8": 14", 12"

Privacy / Low-E / Clear




**FC47SL-LE**  
6'8": 14", 12", 10"

**FC47SL**  
6'8": 14", 12", 10"

Oak  
**FC47( )SL**  
(XE, XC, XJ, XR)  
6'8": 14", 12", 10"

Privacy / Low-E / Clear



Smooth  
**S601( )SL-FF**  
(XK, XG, XE, XJ, XN)  
6'8": 14", 12", 10"


**S601SL-LE**  
6'8": 14", 12", 10"

**S601SL-FFLE**  
6'8": 14", 12", 10"

**S601SL**  
6'8": 14", 12", 10"

Smooth  
**S601( )SL**  
(XK, XG, XE, XJ, XN)  
6'8": 14", 12", 10"

Low-E / Clear Internal Blinds




Oak  
**1286SL-RTLE**  
6'8": 14", 12"

Smooth  
**S6128SL-RTLE**  
6'8": 14", 12", 10"

**S6128SL-RT**  
6'8": 14", 12", 10"

Mahogany  
**FCM1286SL-RTLE**  
6'8": 14", 12", 10"

Internal Blinds



Smooth  
**S130SL-RTLE**  
6'8": 14", 12"

**S130SL-RT**  
6'8": 14", 12"

Oak  
**FC141SL-RTLE**  
6'8": 14", 12", 10"



## Fiber-Classic. & Smooth-Star. 3/4 Glass Sidelites



Smooth-Star, Blackstone Glass, Door – S979, Sidelites – S975SL, Transom – BSRT

### Key

- ..... No Stile Lines
- ..... Flush-Glazed Glass
- ..... Vented Sidelite
- ◆ ..... Black Nickel
- ..... Brushed Nickel
- ◆ ..... Brass
- ✕ ..... Wrought Iron
- XK.....Reeded
- XG.....Geometric
- XE.....Satin Etch
- XC.....Chord
- XJ.....Chinchilla
- XR.....Rainglass
- XN.....Granite
- ☀ ..... Low-E
- CL.....Clear
- └─┘ ..... Flat Frame
- 🔥 ..... 20-Minute Fire-Rated

### SIMULATED DIVIDED LITES

- ..... Simulated Divided Lites
- 1 ..... 1.125" Flat Simulated Divided Lites
- 2 ..... 3.5" Flat Simulated Divided Lites
- 3 ..... 4.25" Flat Simulated Divided Lites
- 4 ..... 5.5" Flat Simulated Divided Lites
- 5 ..... 4.25" & 5.5" Flat Combo Simulated Divided Lites
- 6 ..... 1.6" Flat Simulated Divided Lites
- ..... Removable Wood Grilles
- ◆ ..... Fixed Grilles

### FLAT PROFILE GRILLES BETWEEN GLASS

- GBGFW .... Flat White Grilles Between Glass
- GBGFA .... Flat Almond Grilles Between Glass
- GBGFB .... Flat Bronze Grilles Between Glass
- GBGFK .... Flat Black Grilles Between Glass

### CONTOUR PROFILE GRILLES BETWEEN GLASS

- GBGCW .... Contour White Grilles Between Glass
- GBGCA .... Contour Almond Grilles Between Glass
- GBGCB .... Contour Bronze Grilles Between Glass
- GBGCK .... Contour Black Grilles Between Glass

### Blackstone.



Mahogany  
FCM765SL ◆  
6'8": 14", 12"

- Oak  
FC765SL ◆  
6'8": 14", 12"
- Smooth  
S975SL ◆ ■ ■  
6'8": 14", 12"

### Salinas.



Smooth  
S6009SL ✕  
6'8": 14", 12"

### Maple Park.



Mahogany  
FCM902SL ◆  
6'8": 14", 12"

- Oak  
FC902SL ◆  
6'8": 14", 12"
- Smooth  
S6102SL ◆  
6'8": 14", 12"

### Saratoga™



Mahogany  
FCM907SL ◆  
6'8": 14", 12"

- Oak  
FC907SL ◆  
6'8": 14", 12"
- Smooth  
S6092SL ◆  
6'8": 14", 12"

### Wellesley™



Mahogany  
FCM147SL ◆ ■ ■  
6'8": 14", 12"

- Oak  
FC147SL ◆ ■ ■  
6'8": 14", 12"
- Smooth  
S6091SL ◆ ■ ■  
6'8": 14", 12"

### Concorde™



Smooth  
S757SL ◆ ■ ■  
6'8": 14", 12"

### Kensington™



Mahogany  
FCM1442SL ◆  
6'8": 14", 12"

- Oak  
FC1442SL ◆  
6'8": 14", 12"
- Smooth  
S1442SL ■ ■ ■  
6'8": 14", 12"

### Axis.



Smooth  
S1646SL ◆  
6'8": 14", 12"

Privacy / Low-E / Clear



FCM32SL  
6'8": 14", 12"  
FCM32SL-LE  
6'8": 14", 12"  
☀

Mahogany  
FCM32XRSL  
6'8": 14", 12"

Low-E / Clear



FC32SL  
6'8": 14", 12"  
FC32XRSL  
6'8": 14", 12"

Oak  
FC32SL-LE  
6'8": 14", 12"  
☀

Low-E / Clear



S751SL  
6'8": 14", 12"

Smooth  
S751SL-LE  
6'8": 14", 12"  
☀



Smooth-Star, Kensington Glass, Door – S163, Sidelites – S1442SL

## Fiber-Classic. & Smooth-Star. 1/2 Glass & Craftsman Sidelites



Smooth-Star, Saratoga Glass, Door – S6029, Sidelites – S291SL, Transom – 19750T

### Key

- ..... No Stile Lines
- ..... Flush-Glazed Glass
- ..... Vented Sidelite
- ◆ ..... Black Nickel
- ..... Brushed Nickel
- ◆ ..... Brass
- ✕ ..... Wrought Iron
- XK.....Reeded
- XG.....Geometric
- XE.....Satin Etch
- XC.....Chord
- XJ.....Chinchilla
- XR.....Rainglass
- XN.....Granite
- ☀ ..... Low-E
- CL.....Clear
- └─┘ ..... Flat Frame
- 🔥 ..... 20-Minute Fire-Rated

### SIMULATED DIVIDED LITES

- ..... Simulated Divided Lites
- 1 ..... 1.125" Flat Simulated Divided Lites
- 2 ..... 3.5" Flat Simulated Divided Lites
- 3 ..... 4.25" Flat Simulated Divided Lites
- 4 ..... 5.5" Flat Simulated Divided Lites
- 5 ..... 4.25" & 5.5" Flat Combo Simulated Divided Lites
- 6 ..... 1.6" Flat Simulated Divided Lites
- ..... Removable Wood Grilles
- ◆ ..... Fixed Grilles

### FLAT PROFILE GRILLES BETWEEN GLASS

- GBGFW .... Flat White Grilles Between Glass
- GBGFA .... Flat Almond Grilles Between Glass
- GBGFB .... Flat Bronze Grilles Between Glass
- GBGFK .... Flat Black Grilles Between Glass

### CONTOUR PROFILE GRILLES BETWEEN GLASS

- GBGCW .... Contour White Grilles Between Glass
- GBGCA .... Contour Almond Grilles Between Glass
- GBGCB .... Contour Bronze Grilles Between Glass
- GBGCK .... Contour Black Grilles Between Glass

### Blackstone.



- Oak
- FC109SL ◆ ■
- 6'8": 14", 12"
- Smooth
- S6000SL ◆ ■
- 6'8": 14", 12"

Mahogany  
FCM109SL ◆ ■  
6'8": 14", 12"

### Crystalline™



- Oak
- FC43SL ■ ■
- 6'8": 14", 12"
- Smooth
- S930SL ■ ■
- 6'8": 14", 12"

Mahogany  
FCM45SL ■ ■  
6'8": 14", 12"

### Salinas.



- Oak
- FC114SL ✕
- 6'8": 14", 12"

Mahogany  
FCM114SL ✕  
6'8": 14", 12"

### Maple Park.



- Oak
- FC901SL ◆
- 6'8": 14", 12"
- Smooth
- S6101SL ◆ ■
- 6'8": 14", 12"

Mahogany  
FCM901SL ◆  
6'8": 14", 12"

### Saratoga™




Smooth  
S291SL ◆ ■  
6'8": 14", 12"

### Wellesley™



Smooth  
S292SL ■ ■  
6'8": 14", 12"

### Concorde™



Smooth  
S430SL ◆ ■  
6'8": 14", 12"

### Kensington™



Smooth  
S161SL ◆ ■  
6'8": 14", 12"

## Axis.



Smooth  
S1656SL ♦  
6'8": 14"

## Frosted Images.



Smooth  
S289ESL  
6'8": 14", 12"

## Low-E / Clear



Mahogany  
FCM62SL-LE  
6'8": 14", 12"  
☀

## Low-E / Clear



Mahogany  
FC48SL-LE  
6'8": 14", 12"  
☀

## Privacy / Low-E / Clear



S210SL-LE  
6'8": 14", 12"  
☀  
S210SL  
6'8": 14", 12"

Smooth  
S210( )SL  
(XE, XR)  
6'8": 14", 12"

## Low-E / Clear GBG Flat



S263SL-GBGFA  
6'8": 14", 12"  
S263SL-GBGFW  
6'8": 14", 12"

Smooth  
S263SL-GBGFWLE  
6'8": 14", 12"  
☀

## Clear GBG Flat



Smooth  
S1405SL-GBGFA  
6'8": 14", 12"

## Low-E / Clear Fixed Grilles



S263SL-FXG  
6'8": 14", 12"  
♦ ☀

Smooth  
S263SL-FXGLE  
6'8": 14", 12"  
♦ ☀

## Craftsman Sidelites

### Privacy / Low-E SDL



S4812SL-SDLF1LE  
6'8": 14", 12"  
📖 ☀

Smooth  
S4812XESL-SDLF1  
6'8": 14", 12"  
📖

### Privacy / Low-E



S4810SL-LE  
6'8": 14", 12"  
☀

Smooth  
S4810XESL  
6'8": 14", 12"

# Pulse Mahogany, Oak and Smooth Fiberglass



Pulse Ari, Axis Glass with Flat Lite Frame, Door – S2AX, Finish – Onyx

## Key

- .....No Stile Lines
- .....Flush-Glazed Glass
- .....Vented Sidelite
- ◆.....Black Nickel
- .....Brushed Nickel
- ◆.....Brass
- ✕.....Wrought Iron
- XK.....Reeded
- XG.....Geometric
- XE.....Satin Etch
- XC.....Chord
- XJ.....Chinchilla
- XR.....Rainglass
- XN.....Granite
- ☀.....Low-E
- CL.....Clear
- └─┘.....Flat Frame
- 🔥.....20-Minute Fire-Rated

## SIMULATED DIVIDED LITES

- .....Simulated Divided Lites
- 1.....1.125" Flat Simulated Divided Lites
- 2.....3.5" Flat Simulated Divided Lites
- 3.....4.25" Flat Simulated Divided Lites
- 4.....5.5" Flat Simulated Divided Lites
- 5.....4.25" & 5.5" Flat Combo Simulated Divided Lites
- 6.....1.6" Flat Simulated Divided Lites
- .....Removable Wood Grilles
- ◆.....Fixed Grilles

## FLAT PROFILE GRILLES BETWEEN GLASS

- GBGFW ....Flat White Grilles Between Glass
- GBGFA.....Flat Almond Grilles Between Glass
- GBGFB.....Flat Bronze Grilles Between Glass
- GBGFK.....Flat Black Grilles Between Glass

## CONTOUR PROFILE GRILLES BETWEEN GLASS

- GBGCW ....Contour White Grilles Between Glass
- GBGCA.....Contour Almond Grilles Between Glass
- GBGCB.....Contour Bronze Grilles Between Glass
- GBGCK.....Contour Black Grilles Between Glass

## Sedona

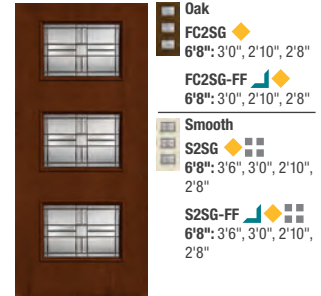


Mahogany

FCM2SN ◆  
6'8": 3'0", 2'8"

- Oak
- FC2SN ◆  
6'8": 3'0", 2'10", 2'8"
- Smooth
- S2SN ◆ ■  
6'8": 3'6", 3'0", 2'10", 2'8"
- S2SN-FF └─┘ ◆  
6'8": 3'6", 3'0", 2'10", 2'8"

## Saratoga™



Mahogany

FCM2SG ◆  
6'8": 3'0", 2'8"

FCM2SG-FF └─┘ ◆  
6'8": 3'0", 2'8"

- Oak
- FC2SG ◆  
6'8": 3'0", 2'10", 2'8"
- FC2SG-FF └─┘ ◆  
6'8": 3'0", 2'10", 2'8"
- Smooth
- S2SG ◆ ■  
6'8": 3'6", 3'0", 2'10", 2'8"
- S2SG-FF └─┘ ◆ ■  
6'8": 3'6", 3'0", 2'10", 2'8"

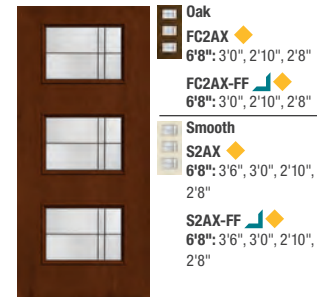
## Pembridge™



Smooth

S2PB-FF └─┘ ◆  
6'8": 3'6", 3'0", 2'10", 2'8"

## Axis.




Mahogany

FCM2AX ◆  
6'8": 3'0", 2'8"

FCM2AX-FF └─┘ ◆  
6'8": 3'0", 2'8"

- Oak
- FC2AX ◆  
6'8": 3'0", 2'10", 2'8"
- FC2AX-FF └─┘ ◆  
6'8": 3'0", 2'10", 2'8"
- Smooth
- S2AX ◆  
6'8": 3'6", 3'0", 2'10", 2'8"
- S2AX-FF └─┘ ◆  
6'8": 3'6", 3'0", 2'10", 2'8"

## Privacy / Low-E / Clear



Mahogany

FCM2( ) └─┘  
(XE, XC, XR, XN)  
6'8": 3'0", 2'8"

- FCM2( )-FF └─┘  
(XE, XJ, XR, XN)  
6'8": 3'0", 2'8"
- FCM2CL-FFLE └─┘  
6'8": 3'0", 2'8"
- ☀
- FCM2CL-LE  
6'8": 3'0", 2'8"
- ☀

## Privacy / Low-E / Clear




Oak

FC2( )  
(XE, XC, XR, XN)  
6'8": 3'0", 2'10", 2'8"

- FC2( )-FF └─┘  
(XE, XJ, XR, XN)  
6'8": 3'0", 2'10", 2'8"
- FC2CL-FFLE └─┘  
6'8": 3'0", 2'10", 2'8"
- ☀
- FC2CL-LE  
6'8": 3'0", 2'10", 2'8"
- ☀

## Privacy / Low-E / Clear

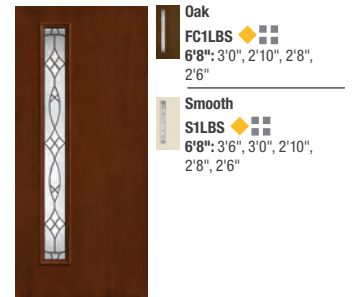


Smooth

S2( ) └─┘  
(XK, XE, XC, XR, XN)  
6'8": 3'6", 3'0", 2'10", 2'8"

- S2( )-FF └─┘  
(XK, XG, XE, XC, XR, XN)  
6'8": 3'6", 3'0", 2'10", 2'8"
- S2CL-FFLE └─┘  
6'8": 3'0", 2'10", 2'8"
- ☀
- S2CL-LE  
6'8": 3'0", 2'10", 2'8"
- ☀

## Blackstone.



Mahogany

FCM1LBS ◆ ■  
6'8": 3'0", 2'8", 2'6"

- Oak
- FC1LBS ◆ ■  
6'8": 3'0", 2'10", 2'8", 2'6"
- Smooth
- S1LBS ◆ ■  
6'8": 3'6", 3'0", 2'10", 2'8", 2'6"

## Blackstone.



Mahogany  
FCM1BS ◆  
6'8": 3'0", 2'8", 2'6"

**Oak**  
FC1BS ◆  
6'8": 3'0", 2'10", 2'8", 2'6"

---

**Smooth**  
S1BS ◆  
6'8": 3'6", 3'0", 2'10", 2'8", 2'6"

## Blackstone.



Mahogany  
FCM1RBS ◆  
6'8": 3'0", 2'8", 2'6"

**Oak**  
FC1RBS ◆  
6'8": 3'0", 2'10", 2'8", 2'6"

---

**Smooth**  
S1RBS ◆  
6'8": 3'6", 3'0", 2'10", 2'8", 2'6"

## Crystalline™



Mahogany  
FCM1LBL ◆  
6'8": 3'0", 2'8", 2'6"

**Oak**  
FC1LBL ◆  
6'8": 3'0", 2'10", 2'8", 2'6"

---

**Smooth**  
S1LBL ◆  
6'8": 3'6", 3'0", 2'10", 2'8", 2'6"

## Crystalline™




Mahogany  
FCM1LBL ◆  
6'8": 3'0", 2'8", 2'6"

**Oak**  
FC1LBL ◆  
6'8": 3'0", 2'10", 2'8", 2'6"

---

**Smooth**  
S1BL ◆  
6'8": 3'6", 3'0", 2'10", 2'8", 2'6"

## Crystalline™




Mahogany  
FCM1RBL ◆  
6'8": 3'0", 2'8", 2'6"

**Oak**  
FC1RBL ◆  
6'8": 3'0", 2'10", 2'8", 2'6"

---

**Smooth**  
S1RBL ◆  
6'8": 3'6", 3'0", 2'10", 2'8", 2'6"

## Sedona



Mahogany  
FCM1LSN ◆  
6'8": 3'0", 2'8", 2'6"

**Oak**  
FC1LSN ◆  
6'8": 3'0", 2'10", 2'8", 2'6"

---

**Smooth**  
S1LSN ◆  
6'8": 3'6", 3'0", 2'10", 2'8", 2'6"

S1LSN-FF ◆  
6'8": 3'6", 3'0", 2'10", 2'8", 2'6"

## Sedona



Mahogany  
FCM1SN ◆  
6'8": 3'0", 2'8", 2'6"


**Oak**  
FC1SN ◆  
6'8": 3'0", 2'10", 2'8", 2'6"

---

**Smooth**  
S1SN ◆  
6'8": 3'6", 3'0", 2'10", 2'8", 2'6"

S1SN-FF ◆  
6'8": 3'6", 3'0", 2'10", 2'8", 2'6"

## Sedona



Mahogany  
FCM1RSN ◆  
6'8": 3'0", 2'8", 2'6"


**Oak**  
FC1RSN ◆  
6'8": 3'0", 2'10", 2'8", 2'6"

---

**Smooth**  
S1RSN ◆  
6'8": 3'6", 3'0", 2'10", 2'8", 2'6"

S1RSN-FF ◆  
6'8": 3'6", 3'0", 2'10", 2'8", 2'6"

## Salinas.



Mahogany  
FCM1LSA ✗  
6'8": 3'0", 2'8", 2'6"

**Oak**  
FC1LSA ✗  
6'8": 3'0", 2'10", 2'8", 2'6"

---

**Smooth**  
S1LSA ✗  
6'8": 3'6", 3'0", 2'10", 2'8", 2'6"

## Salinas.



Mahogany  
FCM1SA ✗  
6'8": 3'0", 2'8", 2'6"

**Oak**  
FC1SA ✗  
6'8": 3'0", 2'10", 2'8", 2'6"

---

**Smooth**  
S1SA ✗  
6'8": 3'6", 3'0", 2'10", 2'8", 2'6"

## Salinas.



Mahogany  
FCM1RSA ✗  
6'8": 3'0", 2'8", 2'6"

**Oak**  
FC1RSA ✗  
6'8": 3'0", 2'10", 2'8", 2'6"

---

**Smooth**  
S1RSA ✗  
6'8": 3'6", 3'0", 2'10", 2'8", 2'6"

## Saratoga™



Mahogany  
FCM1LSG ◆  
6'8": 3'0", 2'8", 2'6"

**Oak**  
FC1LSG ◆  
6'8": 3'0", 2'10", 2'8", 2'6"

---

**Smooth**  
S1LSG ◆  
6'8": 3'6", 3'0", 2'10", 2'8", 2'6"

## Saratoga™



Mahogany  
FCM1SG ◆  
6'8": 3'0", 2'8", 2'6"

**Oak**  
FC1SG ◆  
6'8": 3'0", 2'10", 2'8", 2'6"

---

**Smooth**  
S1SG ◆  
6'8": 3'6", 3'0", 2'10", 2'8", 2'6"

## Saratoga™




Mahogany  
FCM1RSG ◆  
6'8": 3'0", 2'8", 2'6"

**Oak**  
FC1RSG ◆  
6'8": 3'0", 2'10", 2'8", 2'6"

---

**Smooth**  
S1RSG ◆  
6'8": 3'6", 3'0", 2'10", 2'8", 2'6"

## Riserva™



Mahogany  
FCM1LRS ✗  
6'8": 3'0", 2'8", 2'6"

**Oak**  
FC1LRS ✗  
6'8": 3'0", 2'10", 2'8", 2'6"

## Riserva™






Mahogany  
FCM1RS ✗  
6'8": 3'0", 2'8", 2'6"

**Oak**  
FC1RS ✗  
6'8": 3'0", 2'10", 2'8", 2'6"

# Pulse

## Mahogany, Oak and Smooth Fiberglass

### Key

-  ..... No Stile Lines
-  ..... Flush-Glazed Glass
-  ..... Vented Sidelite
-  ..... Black Nickel
-  ..... Brushed Nickel
-  ..... Brass
-  ..... Wrought Iron
- XK.....Reeded
- XG.....Geometric
- XE.....Satin Etch
- XC.....Chord
- XJ.....Chinchilla
- XR.....Rainglass
- XN.....Granite
-  ..... Low-E
- CL.....Clear
-  ..... Flat Frame
-  ..... 20-Minute Fire-Rated

### SIMULATED DIVIDED LITES

-  ..... Simulated Divided Lites
-  ..... 1.125" Flat Simulated Divided Lites
-  ..... 3.5" Flat Simulated Divided Lites
-  ..... 4.25" Flat Simulated Divided Lites
-  ..... 5.5" Flat Simulated Divided Lites
-  ..... 4.25" & 5.5" Flat Combo Simulated Divided Lites
-  ..... 1.6" Flat Simulated Divided Lites
-  ..... Removable Wood Grilles
-  ..... Fixed Grilles

### FLAT PROFILE GRILLES BETWEEN GLASS


- GBGFW ...Flat White Grilles Between Glass
- GBGFA.....Flat Almond Grilles Between Glass
- GBGFB.....Flat Bronze Grilles Between Glass
- GBGFK.....Flat Black Grilles Between Glass

### CONTOUR PROFILE GRILLES BETWEEN GLASS

- GBGCW ...Contour White Grilles Between Glass
- GBGCA.....Contour Almond Grilles Between Glass
- GBGCB.....Contour Bronze Grilles Between Glass
- GBGCK.....Contour Black Grilles Between Glass


### Riserva™





Mahogany  
FCM1RRS    
6'8": 3'0", 2'8", 2'6"

Oak  
FC1RRS    
6'8": 3'0", 2'10",  
2'8", 2'6"

### Pembridge™




Mahogany  
FCM1LPB    
6'8": 3'0", 2'8", 2'6"

Oak  
FC1LPB    
6'8": 3'0", 2'10",  
2'8", 2'6"

### Pembridge™





Mahogany  
FCM1PB    
6'8": 3'0", 2'8", 2'6"

Oak  
FC1PB    
6'8": 3'0", 2'10",  
2'8", 2'6"

### Pembridge™








Mahogany  
FCM1RPB    
6'8": 3'0", 2'8", 2'6"

Oak  
FC1RPB    
6'8": 3'0", 2'10",  
2'8", 2'6"

### Axis.









Mahogany  
FCM1LAX    
6'8": 3'0", 2'8", 2'6"  
FCM1LAX-FF    
6'8": 3'0", 2'8", 2'6"

Oak  
FC1LAX    
6'8": 3'0", 2'10",  
2'8", 2'6"  
FC1LAX-FF    
6'8": 3'0", 2'10",  
2'8", 2'6"  
Smooth  
S1LAX    
6'8": 3'6", 3'0", 2'10",  
2'8", 2'6"  
S1LAX-FF    
6'8": 3'6", 3'0", 2'10",  
2'8", 2'6"

### Axis.









Mahogany  
FCM1AX    
6'8": 3'0", 2'8", 2'6"  
FCM1AX-FF    
6'8": 3'0", 2'8", 2'6"

Oak  
FC1AX    
6'8": 3'0", 2'10",  
2'8", 2'6"  
FC1AX-FF    
6'8": 3'0", 2'10",  
2'8", 2'6"  
Smooth  
S1AX    
6'8": 3'6", 3'0", 2'10",  
2'8", 2'6"  
S1AX-FF    
6'8": 3'6", 3'0", 2'10",  
2'8", 2'6"

### Axis.







Mahogany  
FCM1RAX    
6'8": 3'0", 2'8", 2'6"  
FCM1RAX-FF    
6'8": 3'0", 2'8", 2'6"

Oak  
FC1RAX    
6'8": 3'0", 2'10",  
2'8", 2'6"  
FC1RAX-FF    
6'8": 3'0", 2'10",  
2'8", 2'6"  
Smooth  
S1RAX    
6'8": 3'6", 3'0", 2'10",  
2'8", 2'6"  
S1RAX-FF    
6'8": 3'6", 3'0", 2'10",  
2'8", 2'6"

### Privacy / Low-E / Clear







Mahogany  
FCM1L(\_\_\_\_\_)   
(XE, XC, XJ, XR)  
6'8": 3'0", 2'8", 2'6"

FCM1LXE-FF    
6'8": 3'6", 3'0"  
6'8": 3'0", 2'8", 2'6"  
FCM1LCL-LE   
6'8": 3'0", 2'8", 2'6"  
   
FCM1LCL-FFLE    
6'8": 3'0", 2'8", 2'6"  
   
FCM1LCL   
6'8": 3'0", 2'8", 2'6"

### Privacy / Low-E / Clear







Mahogany  
FCM1(\_\_\_\_\_)   
(XE, XC, XJ, XR)  
6'8": 3'0", 2'8", 2'6"

FCM1XE-FF    
6'8": 3'0"  
6'8": 3'0", 2'8", 2'6"  
FCM1CL-LE   
6'8": 3'0", 2'8", 2'6"  
   
FCM1CL-FFLE    
6'8": 3'0", 2'8", 2'6"  
   
FCM1CL   
6'8": 3'0", 2'8", 2'6"

### Privacy / Low-E / Clear



Mahogany  
FCM1R(\_\_\_\_\_)   
(XE, XC, XJ, XR)  
6'8": 3'0", 2'8", 2'6"

FCM1RXE-FF    
6'8": 3'0"  
6'8": 3'0", 2'8", 2'6"  
FCM1RCL-LE   
6'8": 3'0", 2'8", 2'6"  
   
FCM1RCL-FFLE    
6'8": 3'0", 2'8", 2'6"  
   
FCM1RCL   
6'8": 3'0", 2'8", 2'6"

### Privacy / Low-E / Clear




Mahogany  
FC1L(\_\_\_\_\_)   
(XE, XC, XJ, XR)  
6'8": 3'0", 2'8", 2'6"

FC1LCL-LE   
6'8": 3'0", 2'10", 2'8", 2'6"  
   
FC1LCL-FFLE    
6'8": 3'0", 2'10", 2'8", 2'6"  
   
FC1LCL   
6'8": 3'0", 2'10", 2'8", 2'6"

### Privacy / Low-E / Clear



Mahogany  
FC1(\_\_\_\_\_)   
(XE, XC, XJ, XR)  
6'8": 3'0", 2'8", 2'6"

FC1LC-LE   
6'8": 3'0", 2'10", 2'8", 2'6"  
   
FC1LC-FFLE    
6'8": 3'0", 2'10", 2'8", 2'6"  
   
FC1CL   
6'8": 3'0", 2'10", 2'8", 2'6"

Note: Product images show exterior side of door.

## Privacy / Low-E / Clear



**FC1RCL-LE**  
6'8": 3'0", 2'10", 2'8", 2'6"  
☀️

**FC1RCL-FFLE**   
6'8": 3'0", 2'10", 2'8", 2'6"  
☀️

**FC1RCL**  
6'8": 3'0", 2'10", 2'8", 2'6"

Mahogany

**FC1R( )**  
(XE, XC, XJ, XR)  
6'8": 3'0", 2'8", 2'6"

## Privacy



**S1LXE-FF**   
6'8": 3'6", 3'0", 2'10",  
2'8", 2'6"

Smooth

**S1L( )**  
(XK, XE, XC, XJ, XR)  
6'8": 3'6", 3'0", 2'10", 2'8", 2'6"

## Privacy



**S1XE-FF**   
6'8": 3'6", 3'0", 2'10",  
2'8", 2'6"

Smooth

**S1( )**  
(XK, XE, XC, XJ, XR)  
6'8": 3'6", 3'0", 2'10", 2'8", 2'6"

## Privacy



**S1RXE-FF**   
6'8": 3'6", 3'0", 2'10",  
2'8", 2'6"

Smooth

**S1R( )**  
(XK, XE, XC, XJ, XR)  
6'8": 3'6", 3'0", 2'10", 2'8", 2'6"

## Pembridge™




**Oak**  
FC4LPB   
6'8": 3'0", 2'8", 2'6"

**Smooth**  
S4LPB   
6'8": 3'6", 3'0", 2'10",  
2'8", 2'6"

Mahogany

**FCM4LPB**   
6'8": 3'0", 2'8", 2'6"

## Pembridge™




**Oak**  
FC4PB   
6'8": 3'0", 2'8", 2'6"

**Smooth**  
S4PB   
6'8": 3'6", 3'0", 2'10",  
2'8", 2'6"

Mahogany

**FCM4PB**   
6'8": 3'0", 2'8", 2'6"

## Pembridge™



**Oak**  
FC4RPB   
6'8": 3'0", 2'8", 2'6"

**Smooth**  
S4RPB   
6'8": 3'6", 3'0", 2'10",  
2'8", 2'6"

Mahogany

**FCM4RPB**   
6'8": 3'0", 2'8", 2'6"

## Pembridge™




**Oak**  
FC5LPB   
6'8": 3'0", 2'8", 2'6"

**Smooth**  
S5LPB   
6'8": 3'6", 3'0", 2'10",  
2'8", 2'6"

Mahogany

**FCM5LPB**   
6'8": 3'0", 2'8", 2'6"

## Pembridge™




**Oak**  
FC5PB   
6'8": 3'0", 2'8", 2'6"

**Smooth**  
S5PB   
6'8": 3'6", 3'0", 2'10",  
2'8", 2'6"

Mahogany

**FCM5PB**   
6'8": 3'0", 2'8", 2'6"

## Pembridge™



**Oak**  
FC5RPB   
6'8": 3'0", 2'8", 2'6"

**Smooth**  
S5RPB   
6'8": 3'6", 3'0", 2'10",  
2'8", 2'6"

Mahogany

**FCM5RPB**   
6'8": 3'0", 2'8", 2'6"

## Pembridge™



**Oak**  
FC9LPB   
6'8": 3'0", 2'8", 2'6"

**Smooth**  
S9LPB   
6'8": 3'6", 3'0", 2'10",  
2'8", 2'6"

Mahogany

**FCM9LPB**   
6'8": 3'0", 2'8", 2'6"

## Pembridge™



**Oak**  
FC9PB   
6'8": 3'0", 2'8", 2'6"

**Smooth**  
S9PB   
6'8": 3'6", 3'0", 2'10",  
2'8", 2'6"

Mahogany

**FCM9PB**   
6'8": 3'0", 2'8", 2'6"

## Pembridge™



**Oak**  
FC9RPB   
6'8": 3'0", 2'8", 2'6"

**Smooth**  
S9RPB   
6'8": 3'6", 3'0", 2'10",  
2'8", 2'6"

Mahogany

**FCM9RPB**   
6'8": 3'0", 2'8", 2'6"

## Pembridge™



**Oak**  
FC8LPB   
6'8": 3'0", 2'8", 2'6"

**Smooth**  
S8LPB   
6'8": 3'6", 3'0", 2'10",  
2'8", 2'6"

Mahogany

**FCM8LPB**   
6'8": 3'0", 2'8", 2'6"

## Pembridge™




**Oak**  
FC8PB   
6'8": 3'0", 2'8", 2'6"

**Smooth**  
S8PB   
6'8": 3'6", 3'0", 2'10",  
2'8", 2'6"

Mahogany

**FCM8PB**   
6'8": 3'0", 2'8", 2'6"

## Pembridge™



**Oak**  
FC8RPB   
6'8": 3'0", 2'8", 2'6"

**Smooth**  
S8RPB   
6'8": 3'6", 3'0", 2'10",  
2'8", 2'6"

Mahogany

**FCM8RPB**   
6'8": 3'0", 2'8", 2'6"

# Pulse Mahogany, Oak and Smooth Fiberglass

## Key

- ..... No Stile Lines
- ..... Flush-Glazed Glass
- ..... Vented Sidelite
- ◆ ..... Black Nickel
- ..... Brushed Nickel
- ◆ ..... Brass
- ✕ ..... Wrought Iron
- XK.....Reeded
- XG.....Geometric
- XE.....Satin Etch
- XC.....Chord
- XJ.....Chinchilla
- XR.....Rainglass
- XN.....Granite
- ☀ ..... Low-E
- CL.....Clear
- └ ..... Flat Frame
- 🔥 ..... 20-Minute Fire-Rated

## SIMULATED DIVIDED LITES

- ..... Simulated Divided Lites
- 1 ..... 1.125" Flat Simulated Divided Lites
- 2 ..... 3.5" Flat Simulated Divided Lites
- 3 ..... 4.25" Flat Simulated Divided Lites
- 4 ..... 5.5" Flat Simulated Divided Lites
- 5 ..... 4.25" & 5.5" Flat Combo Simulated Divided Lites
- 6 ..... 1.6" Flat Simulated Divided Lites
- ..... Removable Wood Grilles
- ◆ ..... Fixed Grilles

## FLAT PROFILE GRILLES BETWEEN GLASS

- GBGFW ...Flat White Grilles Between Glass
- GBGFA.....Flat Almond Grilles Between Glass
- GBGFB.....Flat Bronze Grilles Between Glass
- GBGFK.....Flat Black Grilles Between Glass

## CONTOUR PROFILE GRILLES BETWEEN GLASS

- GBGCW ...Contour White Grilles Between Glass
- GBGCA.....Contour Almond Grilles Between Glass
- GBGCB.....Contour Bronze Grilles Between Glass
- GBGCK.....Contour Black Grilles Between Glass

### Axis.




**S4LAX-FF** └ ◆  
6'8": 3'6", 3'0", 2'10", 2'8", 2'6"

Smooth

**S4LAX** ◆  
6'8": 3'6", 3'0", 2'10", 2'8", 2'6"

### Axis.




**S4AX-FF** └ ◆  
6'8": 3'6", 3'0", 2'10", 2'8", 2'6"

Smooth

**S4AX** ◆  
6'8": 3'6", 3'0", 2'10", 2'8", 2'6"

### Axis.




**S4RAX-FF** └ ◆  
6'8": 3'6", 3'0", 2'10", 2'8", 2'6"

Smooth

**S4RAX** ◆  
6'8": 3'6", 3'0", 2'10", 2'8", 2'6"

### Axis.




**S5LAX-FF** └ ◆  
6'8": 3'6", 3'0", 2'10", 2'8", 2'6"

Smooth

**S5LAX** ◆  
6'8": 3'6", 3'0", 2'10", 2'8", 2'6"

### Axis.




**S5AX-FF** └ ◆  
6'8": 3'6", 3'0", 2'10", 2'8", 2'6"

Smooth

**S5AX** ◆  
6'8": 3'6", 3'0", 2'10", 2'8", 2'6"

### Axis.




**S5RAX-FF** └ ◆  
6'8": 3'6", 3'0", 2'10", 2'8", 2'6"

Smooth

**S5RAX** ◆  
6'8": 3'6", 3'0", 2'10", 2'8", 2'6"

### Axis.




**S8LAX-FF** └ ◆  
6'8": 3'6", 3'0", 2'10", 2'8", 2'6"

Smooth

**S8LAX** ◆  
6'8": 3'6", 3'0", 2'10", 2'8", 2'6"

### Axis.




**S8AX-FF** └ ◆  
6'8": 3'6", 3'0", 2'10", 2'8", 2'6"

Smooth

**S8AX** ◆  
6'8": 3'6", 3'0", 2'10", 2'8", 2'6"

### Axis.



**S8RAX-FF** └ ◆  
6'8": 3'6", 3'0", 2'10", 2'8", 2'6"

Smooth

**S8RAX** ◆  
6'8": 3'6", 3'0", 2'10", 2'8", 2'6"

### Axis.



**S9LAX-FF** └ ◆  
6'8": 3'6", 3'0", 2'10", 2'8", 2'6"

Smooth

**S9LAX** ◆  
6'8": 3'6", 3'0", 2'10", 2'8", 2'6"

### Axis.




**S9AX-FF** └ ◆  
6'8": 3'6", 3'0", 2'10", 2'8", 2'6"

Smooth

**S9AX** ◆  
6'8": 3'6", 3'0", 2'10", 2'8", 2'6"

### Axis.



**S9RAX-FF** └ ◆  
6'8": 3'6", 3'0", 2'10", 2'8", 2'6"

Smooth

**S9RAX** ◆  
6'8": 3'6", 3'0", 2'10", 2'8", 2'6"

Note: Product images show exterior side of door.

## Privacy / Low-E / Clear



FCM4L( )-FF  
(XE, XR)  
6'8": 3'0", 2'8", 2'6"

FCM4LCL-LE  
6'8": 3'0", 2'8", 2'6"

FCM4LCL  
6'8": 3'0", 2'8", 2'6"

Mahogany

FCM4LXE  
6'8": 3'0", 2'8", 2'6"

## Privacy / Low-E / Clear



FCM4R( )-FF  
(XE, XR)  
6'8": 3'0", 2'8", 2'6"


FCM4RCL-LE  
6'8": 3'0", 2'8", 2'6"

FCM4RCL  
6'8": 3'0", 2'8", 2'6"

Mahogany

FCM4RXE  
6'8": 3'0", 2'8", 2'6"

## Privacy / Low-E / Clear



FCM4R( )-FF  
(XE, XR)  
6'8": 3'0", 2'8", 2'6"

FCM4RCL-LE  
6'8": 3'0", 2'8", 2'6"

FCM4RCL  
6'8": 3'0", 2'8", 2'6"

Mahogany

FCM4RXE  
6'8": 3'0", 2'8", 2'6"

## Privacy / Low-E / Clear



FC4L( )-FF  
(XE, XR)  
6'8": 3'0", 2'10", 2'8", 2'6"

FC4LCL-LE  
6'8": 3'0", 2'10", 2'8", 2'6"

FC4LCL  
6'8": 3'0", 2'10", 2'8", 2'6"

Oak

FC4LXE  
6'8": 3'0", 2'10", 2'8", 2'6"

## Privacy / Low-E / Clear



FC4( )-FF  
(XK, XR)  
6'8": 3'0", 2'10", 2'8", 2'6"

FC4CL-LE  
6'8": 3'0", 2'10", 2'8", 2'6"

FC4CL  
6'8": 3'0", 2'10", 2'8", 2'6"

Oak

FC4XEX  
6'8": 3'0", 2'10", 2'8", 2'6"

## Privacy / Low-E / Clear



FC4R( )-FF  
(XK, XR)  
6'8": 3'0", 2'10", 2'8", 2'6"

FC4RCL-LE  
6'8": 3'0", 2'10", 2'8", 2'6"

FC4RCL  
6'8": 3'0", 2'10", 2'8", 2'6"

Oak

FC4RXEX  
6'8": 3'0", 2'10", 2'8", 2'6"

## Privacy / Low-E / Clear



S4L( )-FF  
(XK, XG, XE, XC, XJ, XR, XN)  
6'8": 3'6", 3'0", 2'10", 2'8", 2'6"

S4LCL-LE  
6'8": 3'6", 3'0", 2'10", 2'8", 2'6"

S4LCL-FFLE  
6'8": 3'6", 3'0", 2'10", 2'8", 2'6"

S4LCL  
6'8": 3'6", 3'0", 2'10", 2'8", 2'6"

S4LCL-FF  
6'8": 3'6", 3'0", 2'10", 2'8", 2'6"

Smooth

S4L( )  
(XE, XC, XJ, XR, XN)  
6'8": 3'6", 3'0", 2'10", 2'8", 2'6"

## Privacy / Low-E / Clear



S4( )-FF  
(XK, XG, XE, XC, XJ, XR, XN)  
6'8": 3'6", 3'0", 2'10", 2'8", 2'6"

S4CL-LE  
6'8": 3'6", 3'0", 2'10", 2'8", 2'6"

S4CL-FFLE  
6'8": 3'6", 3'0", 2'10", 2'8", 2'6"

S4CL  
6'8": 3'6", 3'0", 2'10", 2'8", 2'6"

S4CL-FF  
6'8": 3'6", 3'0", 2'10", 2'8", 2'6"

Smooth

S4( )  
(XE, XC, XJ, XR, XN)  
6'8": 3'6", 3'0", 2'10", 2'8", 2'6"

## Privacy / Low-E / Clear



S4R( )-FF  
(XK, XG, XE, XC, XJ, XR, XN)  
6'8": 3'6", 3'0", 2'10", 2'8", 2'6"

S4RCL-LE  
6'8": 3'6", 3'0", 2'10", 2'8", 2'6"

S4RCL-FFLE  
6'8": 3'6", 3'0", 2'10", 2'8", 2'6"

S4RCL  
6'8": 3'6", 3'0", 2'10", 2'8", 2'6"

S4RCL-FF  
6'8": 3'6", 3'0", 2'10", 2'8", 2'6"

Smooth

S4R( )  
(XE, XC, XJ, XR, XN)  
6'8": 3'6", 3'0", 2'10", 2'8", 2'6"

## Privacy / Low-E / Clear



FCM5L( )-FF  
(XE, XR)  
6'8": 3'0", 2'8", 2'6"


FCM5LCL-LE  
6'8": 3'0", 2'8", 2'6"

FCM5LCL  
6'8": 3'0", 2'8", 2'6"

Mahogany

FCM5LXE  
6'8": 3'0", 2'8", 2'6"

## Privacy / Low-E / Clear



FCM5( )-FF  
(XE, XR)  
6'8": 3'0", 2'8", 2'6"

FCM5CL-LE  
6'8": 3'0", 2'8", 2'6"

FCM5CL  
6'8": 3'0", 2'8", 2'6"

Mahogany

FCM5XEX  
6'8": 3'0", 2'8", 2'6"

## Privacy / Low-E / Clear



FCM5R( )-FF  
(XE, XR)  
6'8": 3'0", 2'8", 2'6"

FCM5RCL-LE  
6'8": 3'0", 2'8", 2'6"

FCM5RCL  
6'8": 3'0", 2'8", 2'6"

Mahogany

FCM5RXEX  
6'8": 3'0", 2'8", 2'6"

## Privacy / Low-E / Clear



FC5L( )-FF  
(XE, XR)  
6'8": 3'0", 2'8", 2'6"

FC5LCL-LE  
6'8": 3'0", 2'10"  
2'8", 2'6"

FC5LCL  
6'8": 3'0", 2'10"  
2'8", 2'6"

Oak

FC5LXEX  
6'8": 3'0", 2'10", 2'8", 2'6"

## Privacy / Low-E / Clear



FC5( )-FF  
(XE, XR)  
6'8": 3'0", 2'8", 2'6"

FC5CL-LE  
6'8": 3'0", 2'10"  
2'8", 2'6"

FC5CL  
6'8": 3'0", 2'10"  
2'8", 2'6"

Oak

FC5XEX  
6'8": 3'0", 2'10", 2'8", 2'6"

## Privacy / Low-E / Clear



FC5R( )-FF  
(XE, XR)  
6'8": 3'0", 2'8", 2'6"


FC5RCL-LE  
6'8": 3'0", 2'10"  
2'8", 2'6"

FC5RCL  
6'8": 3'0", 2'10"  
2'8", 2'6"

Oak

FC5RXEX  
6'8": 3'0", 2'10", 2'8", 2'6"

## Privacy / Low-E / Clear



S5L( )-FF  
(XK, XG, XE, XC, XJ, XR, XN)  
6'8": 3'6", 3'0", 2'10", 2'8", 2'6"

S5LCL-LE  
6'8": 3'6", 3'0", 2'10", 2'8", 2'6"

S5LCL-FFLE  
6'8": 3'6", 3'0", 2'10", 2'8", 2'6"

S5LCL  
6'8": 3'6", 3'0", 2'10", 2'8", 2'6"

S5LCL-FF  
6'8": 3'6", 3'0", 2'10", 2'8", 2'6"

Smooth

S5L( )  
(XE, XC, XJ, XR, XN)  
6'8": 3'6", 3'0", 2'10", 2'8", 2'6"

# Pulse Mahogany, Oak and Smooth Fiberglass

## Key

-  ..... No Stile Lines
-  ..... Flush-Glazed Glass
-  ..... Vented Sidelite
-  ..... Black Nickel
-  ..... Brushed Nickel
-  ..... Brass
-  ..... Wrought Iron
- XK.....Reeded
- XG.....Geometric
- XE.....Satin Etch
- XC.....Chord
- XJ.....Chinchilla
- XR.....Rainglass
- XN.....Granite
-  ..... Low-E
- CL.....Clear
-  ..... Flat Frame
-  ..... 20-Minute Fire-Rated

## SIMULATED DIVIDED LITES

-  ..... Simulated Divided Lites
-  ..... 1.125" Flat Simulated Divided Lites
-  ..... 3.5" Flat Simulated Divided Lites
-  ..... 4.25" Flat Simulated Divided Lites
-  ..... 5.5" Flat Simulated Divided Lites
-  ..... 4.25" & 5.5" Flat Combo Simulated Divided Lites
-  ..... 1.6" Flat Simulated Divided Lites
-  ..... Removable Wood Grilles
-  ..... Fixed Grilles

## FLAT PROFILE GRILLES BETWEEN GLASS

- GBGFW ...Flat White Grilles Between Glass
- GBGFA.....Flat Almond Grilles Between Glass
- GBGFB.....Flat Bronze Grilles Between Glass
- GBGFK.....Flat Black Grilles Between Glass

## CONTOUR PROFILE GRILLES BETWEEN GLASS

- GBGCW ...Contour White Grilles Between Glass
- GBGCA.....Contour Almond Grilles Between Glass
- GBGCB.....Contour Bronze Grilles Between Glass
- GBGCK.....Contour Black Grilles Between Glass

## Privacy / Low-E / Clear



**S5( )-FF**   
(XK, XG, XE, XC, XJ, XR, XN)  
6'8": 3'6", 3'0", 2'10", 2'8", 2'6"

**S5CL-LE**  
6'8": 3'6", 3'0", 2'10", 2'8", 2'6"  


**S5CL-FFLE**   
6'8": 3'6", 3'0", 2'10", 2'8", 2'6"  


**S5CL**  
6'8": 3'6", 3'0", 2'10", 2'8", 2'6"

**S5CL-FF**   
6'8": 3'6", 3'0", 2'10", 2'8", 2'6"

**Smooth**  
**S5( )**  
(XE, XC, XJ, XR, XN)  
6'8": 3'6", 3'0", 2'10" 2'8", 2'6"

## Privacy / Low-E / Clear



**S5R( )-FF**   
(XK, XG, XE, XC, XJ, XR, XN)  
6'8": 3'6", 3'0", 2'10", 2'8", 2'6"

**S5RCL-LE**  
6'8": 3'6", 3'0", 2'10", 2'8", 2'6"  



**S5RCL-FFLE**   
6'8": 3'6", 3'0", 2'10", 2'8", 2'6"  



**S5RCL**  
6'8": 3'6", 3'0", 2'10", 2'8", 2'6"


**S5RCL-FF**   
6'8": 3'6", 3'0", 2'10", 2'8", 2'6"

**Smooth**  
**S5R( )**  
(XE, XC, XJ, XR, XN)  
6'8": 3'6", 3'0", 2'10" 2'8", 2'6"

## Privacy / Low-E / Clear




**FC9L( )-FF**   
(XE, XR)  
6'8": 3'0", 2'8", 2'6"

**FC9LCL-LE**  
6'8": 3'0", 2'10", 2'8", 2'6"  


**FC9LCL**  
6'8": 3'0", 2'10", 2'8", 2'6"

**Oak**  
**FC9LXE**  
6'8": 3'0", 2'10", 2'8", 2'6"

## Privacy / Low-E / Clear



**FC9( )-FF**   
(XK, XR)  
6'8": 3'0", 2'8", 2'6"

**FC9CL-LE**  
6'8": 3'0", 2'10", 2'8", 2'6"  


**FC9CL**  
6'8": 3'0", 2'10", 2'8", 2'6"

**Oak**  
**FC9XE**  
6'8": 3'0", 2'10", 2'8", 2'6"

## Privacy / Low-E / Clear



**FC9R( )-FF**   
(XK, XR)  
6'8": 3'0", 2'8", 2'6"

**FC9RCL-LE**  
6'8": 3'0", 2'10", 2'8", 2'6"  


**FC9RCL**  
6'8": 3'0", 2'10", 2'8", 2'6"

**Oak**  
**FC9RXE**  
6'8": 3'0", 2'10", 2'8", 2'6"

## Privacy / Low-E / Clear



**S9(L,C,R)( )-FF**   
(XK, XG, XE, XC, XJ, XR, XN)  
6'8": 3'6", 3'0", 2'10", 2'8", 2'6"

**S9LCL-LE**  
6'8": 3'0", 2'10", 2'8", 2'6"  


**S9LCL-FFLE**   
6'8": 3'0", 2'10", 2'8", 2'6"  


**S9LCL**  
6'8": 3'0", 2'10", 2'8", 2'6"

**S9LCL-FF**   
6'8": 3'0", 2'10", 2'8", 2'6"

**Smooth**  
**S9L( )**  
(XE, XC, XJ, XR, XN)  
6'8": 3'6", 3'0", 2'10" 2'8", 2'6"

## Privacy / Low-E / Clear



**S9( )-FF**   
(XK, XG, XE, XC, XJ, XR, XN)  
6'8": 3'6", 3'0", 2'10", 2'8", 2'6"

**S9CL-LE**  
6'8": 3'6", 3'0", 2'10", 2'8", 2'6"  


**S9CL-FFLE**   
6'8": 3'6", 3'0", 2'10", 2'8", 2'6"  


**S9CL**  
6'8": 3'6", 3'0", 2'10", 2'8", 2'6"

**S9CL-FF**   
6'8": 3'6", 3'0", 2'10", 2'8", 2'6"

**Smooth**  
**S9( )**  
(XE, XC, XJ, XR, XN)  
6'8": 3'6", 3'0", 2'10" 2'8", 2'6"

## Privacy / Low-E / Clear



**S9R( )-FF**   
(XK, XG, XE, XC, XJ, XR, XN)  
6'8": 3'6", 3'0", 2'10", 2'8", 2'6"

**S9RCL-LE**  
6'8": 3'6", 3'0", 2'10", 2'8", 2'6"  



**S9RCL-FFLE**   
6'8": 3'6", 3'0", 2'10", 2'8", 2'6"  



**S9RCL**  
6'8": 3'6", 3'0", 2'10", 2'8", 2'6"


**S9RCL-FF**   
6'8": 3'6", 3'0", 2'10", 2'8", 2'6"

**Smooth**  
**S9R( )**  
(XE, XC, XJ, XR, XN)  
6'8": 3'6", 3'0", 2'10" 2'8", 2'6"

## Privacy / Low-E / Clear



**FCM8L( )-FF**   
(XE, XR)  
6'8": 3'0", 2'8", 2'6"

**FCM8LCL-LE**  
6'8": 3'0", 2'8", 2'6"  



**FCM8LCL**  
6'8": 3'0", 2'8", 2'6"

**Mahogany**  
**FCM8LXE**  
6'8": 3'0", 2'8", 2'6"

## Privacy / Low-E / Clear




**FCM8( )-FF**   
(XE, XR)  
6'8": 3'0", 2'8", 2'6"


**FCM8CL-LE**  
6'8": 3'0", 2'8", 2'6"  



**FCM8CL**  
6'8": 3'0", 2'8", 2'6"

**Mahogany**  
**FCM8XE**  
6'8": 3'0", 2'8", 2'6"

## Privacy / Low-E / Clear



**FCM8R( )-FF**   
(XE, XR)  
6'8": 3'0", 2'8", 2'6"

**FCM8RCL-LE**  
6'8": 3'0", 2'8", 2'6"  


**FCM8RCL**  
6'8": 3'0", 2'8", 2'6"

**Mahogany**  
**FCM8RXE**  
6'8": 3'0", 2'8", 2'6"

## Privacy / Low-E / Clear



**FC8L( )-FF**   
(XE, XR)  
6'8": 3'0", 2'8", 2'6"

**FC8LCL-LE**  
6'8": 3'0", 2'10", 2'8", 2'6"  


**FC8LCL**  
6'8": 3'0", 2'10", 2'8", 2'6"

**Oak**  
**FC8LXE**  
6'8": 3'0", 2'10", 2'8", 2'6"

## Privacy / Low-E / Clear



**FC8( )-FF**   
(XE, XR)  
6'8": 3'0", 2'8", 2'6"

**FC8CL-LE**  
6'8": 3'0", 2'10", 2'8", 2'6"




**FC8CL**  
6'8": 3'0", 2'10", 2'8", 2'6"

Oak


**FC8XE**  
6'8": 3'0", 2'10", 2'8", 2'6"

## Privacy / Low-E / Clear



**FC8R( )-FF**   
(XE, XR)  
6'8": 3'0", 2'8", 2'6"

**FC8RCL-LE**  
6'8": 3'0", 2'10", 2'8", 2'6"




**FC8RCL**  
6'8": 3'0", 2'10", 2'8", 2'6"

Oak

**FC8RXE**  
6'8": 3'0", 2'10", 2'8", 2'6"

## Privacy / Low-E / Clear



**S8L( )-FF**   
(XK, XG, XE, XC, XJ, XR, XN)  
6'8": 3'6", 3'0", 2'10", 2'8", 2'6"

**S8LCL-LE**  
6'8": 3'6", 3'0", 2'10", 2'8", 2'6"



**S8LCL-FFLE**   
6'8": 3'6", 3'0", 2'10", 2'8", 2'6"




**S8LCL**  
6'8": 3'6", 3'0", 2'10", 2'8", 2'6"


**S8LCL-FF**   
6'8": 3'6", 3'0", 2'10", 2'8", 2'6"

Smooth


**S8L( )**  
(XE, XC, XJ, XR, XN)  
6'8": 3'6", 3'0", 2'10", 2'8", 2'6"


## Privacy / Low-E / Clear




**S8( )-FF**   
(XK, XG, XE, XC, XJ, XR, XN)  
6'8": 3'6", 3'0", 2'10", 2'8", 2'6"


**S8CL-LE**  
6'8": 3'6", 3'0", 2'10", 2'8", 2'6"



**S8CL-FFLE**   
6'8": 3'6", 3'0", 2'10", 2'8", 2'6"




**S8CL**  
6'8": 3'6", 3'0", 2'10", 2'8", 2'6"

**S8CL-FF**   
6'8": 3'6", 3'0", 2'10", 2'8", 2'6"

Smooth

**S8( )**  
(XE, XC, XJ, XR, XN)  
6'8": 3'6", 3'0", 2'10", 2'8", 2'6"

## Privacy / Low-E / Clear



**S8R( )-FF**   
(XK, XG, XE, XC, XJ, XR, XN)  
6'8": 3'6", 3'0", 2'10", 2'8", 2'6"

**S8RCL-LE**  
6'8": 3'6", 3'0", 2'10", 2'8", 2'6"



**S8RCL-FFLE**   
6'8": 3'6", 3'0", 2'10", 2'8", 2'6"



**S8RCL**  
6'8": 3'6", 3'0", 2'10", 2'8", 2'6"

**S8RCL-FF**   
6'8": 3'6", 3'0", 2'10", 2'8", 2'6"

Smooth

**S8R( )**  
(XE, XC, XJ, XR, XN)  
6'8": 3'6", 3'0", 2'10", 2'8", 2'6"



## Pulse Sidelites Mahogany, Oak and Smooth Fiberglass



Pulse Echo, Geometric Glass with Flat Lite Frame, Door S9XG, Sidelite S9XGSL

### Key

- ..... No Stile Lines
- ..... Flush-Glazed Glass
- ..... Vented Sidelite
- ◆ ..... Black Nickel
- ..... Brushed Nickel
- ◆ ..... Brass
- ✕ ..... Wrought Iron
- XK.....Reeded
- XG.....Geometric
- XE.....Satin Etch
- XC.....Chord
- XJ.....Chinchilla
- XR.....Rainglass
- XN.....Granite
- ☀ ..... Low-E
- CL.....Clear
- └ ..... Flat Frame
- 🔥 ..... 20-Minute Fire-Rated

### SIMULATED DIVIDED LITES

- ..... Simulated Divided Lites
- 1 ..... 1.125" Flat Simulated Divided Lites
- 2 ..... 3.5" Flat Simulated Divided Lites
- 3 ..... 4.25" Flat Simulated Divided Lites
- 4 ..... 5.5" Flat Simulated Divided Lites
- 5 ..... 4.25" & 5.5" Flat Combo Simulated Divided Lites
- 6 ..... 1.6" Flat Simulated Divided Lites
- ..... Removable Wood Grilles
- ◆ ..... Fixed Grilles

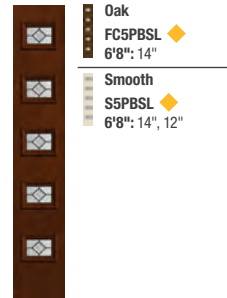
### FLAT PROFILE GRILLES BETWEEN GLASS

- GBGFW .... Flat White Grilles Between Glass
- GBGFA .... Flat Almond Grilles Between Glass
- GBGFB .... Flat Bronze Grilles Between Glass
- GBGFK .... Flat Black Grilles Between Glass

### CONTOUR PROFILE GRILLES BETWEEN GLASS

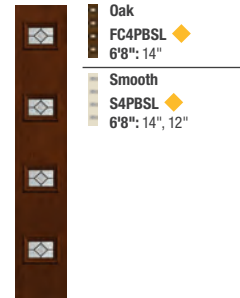
- GBGCW .... Contour White Grilles Between Glass
- GBGCA .... Contour Almond Grilles Between Glass
- GBGCB .... Contour Bronze Grilles Between Glass
- GBGCK .... Contour Black Grilles Between Glass

### Pembridge™



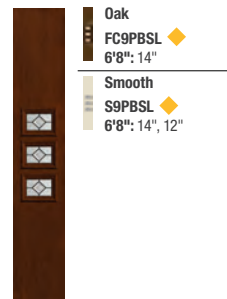
Mahogany  
FCM5PBSL  
6'8": 14", 12"

### Pembridge™



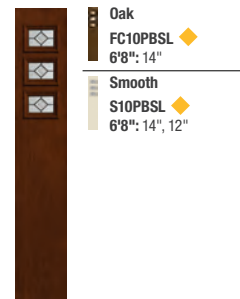
Mahogany  
FCM4PBSL  
6'8": 14", 12"

### Pembridge™



Mahogany  
FCM9PBSL  
6'8": 14", 12"

### Pembridge™




Mahogany  
FCM10PBSL  
6'8": 14", 12"

### Axis.



Smooth  
S5AXSL  
6'8": 14", 12"  
S5AXSL-FF

### Axis.



Smooth  
S4AXSL  
6'8": 14", 12"  
S4AXSL-FF

### Axis.



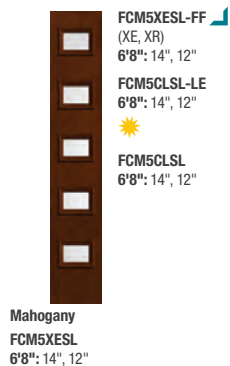
Smooth  
S9AXSL  
6'8": 14", 12"  
S9AXSL-FF

### Axis.

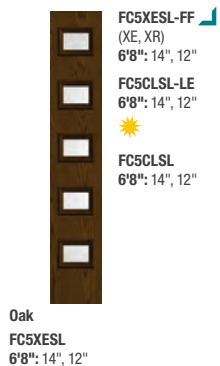


Smooth  
S10AXSL  
6'8": 14", 12"  
S10AXSL-FF


## Privacy / Low-E / Clear




## Privacy / Low-E / Clear




## Privacy / Low-E / Clear




## Privacy / Low-E / Clear




## Privacy / Low-E / Clear



## Privacy / Low-E / Clear




## Privacy / Low-E / Clear



## Privacy / Low-E / Clear



## Privacy / Low-E / Clear



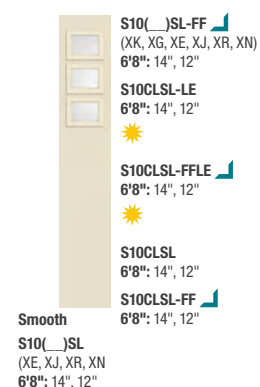
## Privacy / Low-E / Clear



## Privacy / Low-E / Clear



## Privacy / Low-E / Clear



# Fiber-Classic. & Smooth-Star. 8'0" Full Glass



Smooth-Star, Blackstone Glass, Door – S85892, Sidelites – S85892SL

## Key

- No Stile Lines
- Flush-Glazed Glass
- Vented Sidelite
- Black Nickel
- Brushed Nickel
- Brass
- Wrought Iron
- XK.....Reeded
- XG.....Geometric
- XE.....Satin Etch
- XC.....Chord
- XJ.....Chinchilla
- XR.....Rainglass
- XN.....Granite
- Low-E
- CL.....Clear
- Flat Frame
- 20-Minute Fire-Rated

## SIMULATED DIVIDED LITES

- Simulated Divided Lites
- 1.125" Flat Simulated Divided Lites
- 3.5" Flat Simulated Divided Lites
- 4.25" Flat Simulated Divided Lites
- 5.5" Flat Simulated Divided Lites
- 4.25" & 5.5" Flat Combo Simulated Divided Lites
- 1.6" Flat Simulated Divided Lites
- Removable Wood Grilles
- Fixed Grilles

## FLAT PROFILE GRILLES BETWEEN GLASS

- GBGFW ...Flat White Grilles Between Glass
- GBGFA.....Flat Almond Grilles Between Glass
- GBGFB.....Flat Bronze Grilles Between Glass
- GBGFK.....Flat Black Grilles Between Glass

## CONTOUR PROFILE GRILLES BETWEEN GLASS

- GBGCW ...Contour White Grilles Between Glass
- GBGCA.....Contour Almond Grilles Between Glass
- GBGCB.....Contour Bronze Grilles Between Glass
- GBGCK.....Contour Black Grilles Between Glass

## Blackstone.



Mahogany  
FCM871  
8'0": 3'0"

- Oak  
81918P  
8'0": 3'0", 2'8"
- Smooth  
S85892  
8'0": 3'0", 2'8"

## Blackstone.



Mahogany  
FCM816  
8'0": 3'0"

- Oak  
FC816  
8'0": 3'0", 2'8"
- Smooth  
S816  
8'0": 3'6", 3'0", 2'10", 2'8"

## Crystalline.™



Smooth  
S814  
8'0": 3'0", 2'8"

## Crystalline.™



Smooth  
S815  
8'0": 3'6", 3'0", 2'10", 2'8"

## Salinas.



Smooth  
S85893  
8'0": 3'0", 2'8"

## Salinas.



Smooth  
S817  
8'0": 3'6", 3'0", 2'10", 2'8"

## Wellesley.™



Smooth  
S85896  
8'0": 3'0", 2'8"

## Wellesley.™



Smooth  
S821  
8'0": 3'6", 3'0", 2'10", 2'8"

## Concorde™



Smooth  
S85895 ■■  
8'0": 3'0", 2'8"

## Concorde™



Smooth  
S820 ■■  
8'0": 3'6", 3'0", 2'10", 2'8"

## Pembroke™



Mahogany  
FCM86550 ■■  
8'0": 3'0"

Oak  
FC86550 ■■  
8'0": 3'0", 2'8"

## Pembroke™



Mahogany  
FCM86500 ■■  
8'0": 3'0"

Oak  
FC86500 ■■  
8'0": 3'0", 2'8"

## Axis.



Mahogany  
FCM81652 ◆  
8'0": 3'0"

Oak  
FC81652 ◆  
8'0": 3'0", 2'8"

Smooth  
S81652 ◆  
8'0": 3'0", 2'8"

## Axis.



Mahogany  
FCM81651 ◆  
8'0": 3'0"

Oak  
FC81651 ◆  
8'0": 3'0", 2'8"

Smooth  
S81651 ◆  
8'0": 3'6", 3'0",  
2'10", 2'8"

## Privacy / Low-E / SDL



Smooth  
S85705XR-SDLF1 ◆  
8'0": 3'0", 2'8", 2'6"

S85705XR-SDLF1 ◆  
8'0": 3'0"

S85705-SDLF1LE ◆  
8'0": 3'0", 2'10", 2'8", 2'6"

S85705-SDLF1 ◆  
8'0": 3'0", 2'6"

## Privacy / Low-E / SDL



Smooth  
S85715( )-SDLF1 ◆  
(XE, XR)  
8'0": 3'0", 2'8", 2'6"

S85715XR-SDLF1 ◆  
8'0": 3'0"

S85715-SDLF1LE ◆  
8'0": 3'0", 2'10", 2'8", 2'6"

S85715-SDLF1 ◆  
8'0": 3'0", 2'6"

## Privacy / Low-E / SDL



Smooth  
S85725XR-SDLF1 ◆  
8'0": 3'0", 2'8", 2'6"

S85725XR-SDLF1 ◆  
8'0": 3'0"

S85725-SDLF1LE ◆  
8'0": 3'0", 2'10", 2'8", 2'6"

S85725-SDLF1 ◆  
8'0": 3'0", 2'6"

## Privacy / Low-E / SDL



Smooth  
S8685L( )-SDLF2 ◆  
(XE, XR)  
8'0": 3'0"

S8685L-SDLF2LE ◆  
8'0": 3'0", 2'10"

S8685L-SDLF2 ◆  
8'0": 3'0"

## Privacy / Low-E / SDL



Smooth  
S8685R( )-SDLF2 ◆  
(XE, XR)  
8'0": 3'0"

S8685R-SDLF2LE ◆  
8'0": 3'0", 2'10"

S8685R-SDLF2 ◆  
8'0": 3'0"

## Privacy / Low-E / Clear



Oak  
S8000XE ◆  
8'0": 3'0"

S8000-LE ◆  
8'0": 3'0", 2'8", 2'6"

S8000 ◆  
8'0": 3'0"

## Privacy / Low-E / Clear



Smooth  
S8000XR ◆  
8'0": 3'0", 2'8", 2'6"

S8000XR ◆  
8'0": 3'0"

S8000-LE ◆  
8'0": 3'0", 2'10"

S8000 ◆  
8'0": 3'0", 2'8", 2'6"

## Privacy / Low-E / Clear



Mahogany  
FCM870XE  
8'0": 3'0"

FCM870-LE  
8'0": 3'0"

FCM870  
8'0": 3'0"

## Privacy / Low-E / Clear



Mahogany  
FCM81200XE  
8'0": 3'0"

FCM81200-LE  
8'0": 3'0"

FCM81200  
8'0": 3'0"

## Privacy / Low-E / Clear



Oak  
S81200XE  
8'0": 3'0", 2'8"

S81200-LE  
8'0": 3'0", 2'8"

S81200  
8'0": 3'0", 2'8"

## Privacy / Low-E / Clear



81200P-LE  
8'0": 3'0", 2'8"  
☀️

81200P  
8'0": 3'0", 2'8"

Oak  
81200PXE  
8'0": 3'0", 2'8"

## Privacy / Low-E / Clear



S818-LE  
8'0": 3'0", 2'8", 2'6" N  
☀️

S818  
8'0": 3'0", 2'8", 2'6" N

Smooth  
S818( )  
(XK, XE, XJ)  
8'0": 3'0", 2'8"

## Privacy / Low-E / Clear



S8140-LE  
8'0": 3'6", 3'0",  
2'10", 2'8", 2'6"  
☀️

S8140  
8'0": 3'6", 3'0"  
2'10", 2'8", 2'6"

Smooth  
S8140( )  
(XK, XE, XJ)  
8'0": 3'6", 3'0", 2'10", 2'8"

## Low-E Internal Blinds



Smooth  
S82600-LE 🔥  
8'0": 3'0"  
☀️

## Low-E / Clear Internal Blinds



FCM8115-RT  
8'0": 3'0"

Mahogany  
FCM8115-RTLE  
8'0": 3'0"  
☀️

## Low-E / Clear Internal Blinds



81225P-RT  
8'0": 3'0", 2'8"

Oak  
81225P-RTLE  
8'0": 3'0", 2'8"  
☀️

## Low-E / Clear Internal Blinds



S829-RT  
8'0": 3'0", 2'8", 2'6" N

Smooth  
S829-RTLE  
8'0": 3'0", 2'8", 2'6" N  
☀️

## Low-E / Clear Internal Blinds



81225-RT  
8'0": 3'0", 2'8"

Oak  
81225-RTLE  
8'0": 3'0", 2'8"  
☀️

## Low-E / Clear Internal Blinds



S81225-RT  
8'0": 3'6", 3'0",  
2'10", 2'8", 2'6"

Smooth  
S81225-RTLE  
8'0": 3'6", 3'0", 2'10", 2'8", 2'6"  
☀️

## Low-E / Clear GBG Flat



S808-GBGFWLE  
8'0": 3'0", 2'8"  
☀️

Smooth  
S828-GBGFWLE  
8'0": 3'0", 2'8"  
☀️

## Low-E GBG Flat



Smooth  
S81828-GBGFWLE  
8'0": 3'6", 3'0", 2'10", 2'8"  
☀️

## Low-E / Clear GBG Flat



S808-GBGFW  
8'0": 3'0", 2'8"

Smooth  
S808-FXGLE  
8'0": 3'0", 2'8"  
◆ ☀️

## Low-E / Clear GBG Flat



S81208-GBGFWLE  
8'0": 3'6", 3'0", 2'10", 2'8"  
☀️

Smooth  
S81208-GBGFW  
8'0": 3'6", 3'0", 2'10", 2'8"

## Low-E / Clear Fixed Grilles



S81208-FXG  
8'0": 3'6", 3'0", 2'10", 2'8"  
◆

Smooth  
S81208-FXGLE  
8'0": 3'6", 3'0", 2'10", 2'8"  
◆ ☀️

## Clear Fixed Grilles



Smooth  
S808-FXG  
8'0": 3'0", 2'8"  
◆

# Fiber-Classic. & Smooth-Star. 8'0" 3/4 Glass



Smooth-Star, Sedona Glass, Door – S887, Sidelites – S887SL

## Key

- ..... No Stile Lines
- ▲ ..... Flush-Glazed Glass
- ..... Vented Sidelite
- ◆ ..... Black Nickel
- ..... Brushed Nickel
- ◆ ..... Brass
- ✕ ..... Wrought Iron
- XK.....Reeded
- XG.....Geometric
- XE.....Satin Etch
- XC.....Chord
- XJ.....Chinchilla
- XR.....Rainglass
- XN.....Granite
- ☀ ..... Low-E
- CL.....Clear
- ▤ ..... Flat Frame
- 🔥 ..... 20-Minute Fire-Rated

## SIMULATED DIVIDED LITES

- ▤ ..... Simulated Divided Lites
- 1 ..... 1.125" Flat Simulated Divided Lites
- 2 ..... 3.5" Flat Simulated Divided Lites
- 3 ..... 4.25" Flat Simulated Divided Lites
- 4 ..... 5.5" Flat Simulated Divided Lites
- 5 ..... 4.25" & 5.5" Flat Combo Simulated Divided Lites
- 6 ..... 1.6" Flat Simulated Divided Lites
- ▤ ..... Removable Wood Grilles
- ◆ ..... Fixed Grilles

## FLAT PROFILE GRILLES BETWEEN GLASS

- GBGFW .... Flat White Grilles Between Glass
- GBGFA .... Flat Almond Grilles Between Glass
- GBGFB .... Flat Bronze Grilles Between Glass
- GBGFK .... Flat Black Grilles Between Glass

## CONTOUR PROFILE GRILLES BETWEEN GLASS

- GBGCW .... Contour White Grilles Between Glass
- GBGCA .... Contour Almond Grilles Between Glass
- GBGCB .... Contour Bronze Grilles Between Glass
- GBGCK .... Contour Black Grilles Between Glass

## Blackstone.



Oak  
81952P ◆ ■ ■  
8'0": 3'0"

Smooth  
S894 ◆ ■ ■  
8'0": 3'0", 2'8"

## Sedona



Smooth  
S887 ◆  
8'0": 3'0", 2'8"

## Maple Park.



Oak  
81957P ◆  
8'0": 3'0"

Smooth  
S85898 ◆ ■ ■  
8'0": 3'0", 2'8"

## Saratoga.™



Oak  
81956P ◆ ■ ■  
8'0": 3'0"

Smooth  
S891 ◆ ■ ■  
8'0": 3'0", 2'8"

## Crystalline.™



Oak  
81953P ◆  
8'0": 3'0"

Smooth  
S888 ◆ ■ ■  
8'0": 3'0", 2'8"

## Salinas.



Oak  
81955P ✕  
8'0": 3'0"

Smooth  
S895 ✕  
8'0": 3'0", 2'8"

## Avonlea.



Smooth  
S85900 ◆  
8'0": 3'0", 2'8"

## Wellesley.™



Oak  
81959P ◆ ■ ■  
8'0": 3'0"

Smooth  
S892 ◆ ■ ■  
8'0": 3'0", 2'8"

# Fiber-Classic® & Smooth-Star® 8'0" 3/4 Glass

## Key

- ..... No Stile Lines
- ..... Flush-Glazed Glass
- ..... Vented Sidelite
- ◆ ..... Black Nickel
- ..... Brushed Nickel
- ..... Brass
- ✕ ..... Wrought Iron
- XK.....Reeded
- XG.....Geometric
- XE.....Satin Etch
- XC.....Chord
- XJ.....Chinchilla
- XR.....Raininglass
- XN.....Granite
- ☀ ..... Low-E
- CL.....Clear
- ▤ ..... Flat Frame
- 🔥 ..... 20-Minute Fire-Rated

## SIMULATED DIVIDED LITES

- 📖 ..... Simulated Divided Lites
- 1 ..... 1.125" Flat Simulated Divided Lites
- 2 ..... 3.5" Flat Simulated Divided Lites
- 3 ..... 4.25" Flat Simulated Divided Lites
- 4 ..... 5.5" Flat Simulated Divided Lites
- 5 ..... 4.25" & 5.5" Flat Combo Simulated Divided Lites
- 6 ..... 1.6" Flat Simulated Divided Lites
- ▤ ..... Removable Wood Grilles
- ◆ ..... Fixed Grilles

## FLAT PROFILE GRILLES BETWEEN GLASS

- GBGFW ...Flat White Grilles Between Glass
- GBGFA.....Flat Almond Grilles Between Glass
- GBGFB.....Flat Bronze Grilles Between Glass
- GBGFK.....Flat Black Grilles Between Glass

## CONTOUR PROFILE GRILLES BETWEEN GLASS

- GBGCW ...Contour White Grilles Between Glass
- GBGCA....Contour Almond Grilles Between Glass
- GBGCB....Contour Bronze Grilles Between Glass
- GBGCK....Contour Black Grilles Between Glass

## Riserva™



Smooth  
S8529 ✕  
8'0": 3'0", 2'8"

Oak  
FC8529 ✕  
8'0": 3'0"

## Concorde™



Smooth  
S85902 ◆  
8'0": 3'0", 2'8"

Oak  
81960P ◆  
8'0": 3'0"

## Kensington™



Smooth  
S902 ◆  
8'0": 3'0", 2'8"

Oak  
81961P ◆  
8'0": 3'0"

## Pembridge™



Smooth  
S86580 ◆  
8'0": 3'0", 2'8"

## Axis.



Smooth  
S81646 ◆  
8'0": 3'0", 2'8"

Oak  
FC81646 ◆  
8'0": 3'0"

## Low-E / Clear Fixed Grilles



S882-FXG  
8'0": 3'0", 2'8"  
◆

Smooth  
S882-FXGLE  
8'0": 3'0", 2'8"  
◆ ☀

## Low-E



Smooth  
S82200-LE ☀  
8'0": 3'0", 2'8", 2'6"  
☀

## Privacy / Low-E / Clear



81943P-LE  
8'0": 3'0"  
☀  
81943P  
8'0": 3'0"

Oak  
81943P(\_\_\_\_)  
(XE, XR)  
8'0": 3'0"

## Privacy / Low-E / Clear



S880-LE  
8'0": 3'0", 2'8"  
☀  
S880  
8'0": 3'0", 2'8"

Smooth  
S880(\_\_\_\_)  
(XK, XE, XC, XR, XN)  
8'0": 3'0", 2'8"

## Low-E / Clear Internal Blinds



81964P-RT  
8'0": 3'0"

Oak  
81964P-RTLE  
8'0": 3'0"  
☀

## Low-E / Clear Internal Blinds



S8682-RT  
8'0": 3'0", 2'8"

Smooth  
S8682-RTLE  
8'0": 3'0", 2'8"  
☀

## Low-E SDL



Smooth  
S82105-SDLLE ☀  
8'0": 3'0", 2'8", 2'6"  
📖 ☀

### Low-E SDL



Smooth  
S82106-SDLLE  
8'0": 3'0", 2'8", 2'6"

### Low-E / Clear GBG Flat



FC8311-GBGFW  
8'0": 3'0"

Oak  
FC8311-GBGFWLE  
8'0": 3'0"

### Low-E GBG Flat



Smooth  
S8311-GBGFWLE  
8'0": 3'0", 2'8"

### Low-E GBG Flat



Smooth  
S8313-GBGFWLE  
8'0": 3'0", 2'8"

### Low-E / Clear GBG Flat



S8316-GBGFALE  
8'0": 3'0", 2'8"

S8316-GBGFW  
8'0": 3'0", 2'8"

Smooth  
S8316-GBGFWLE  
8'0": 3'0", 2'8"

### Low-E / Clear GBG Flat



S881-GBGFALE  
8'0": 3'0", 2'8"

Smooth  
S881-GBGFWLE  
8'0": 3'0", 2'8"

### Clear GBG Flat



Oak  
81946P-GBGFA  
8'0": 3'0"

### Low-E / Clear GBG Flat



S882-GBGFW  
8'0": 3'0", 2'8"

S882-GBGFBLE  
8'0": 3'0", 2'8"

S882-GBGFA  
8'0": 3'0", 2'8"

Smooth  
S882-GBGFWLE  
8'0": 3'0", 2'8"

### Low-E GBG Flat



Smooth  
S898-GBGFWLE  
8'0": 3'0", 2'8"



Smooth-Star, Clear Glass, Doors – S82200, Finish – Granite

## Fiber-Classic. & Smooth-Star. 8'0" 1/2 Glass



Fiber-Classic Mahogany Collection, Sedona Glass, Doors – FCM864,  
Finish – Barley

### Key

- ..... No Stile Lines
- ..... Flush-Glazed Glass
- ..... Vented Sidelite
- ◆ ..... Black Nickel
- ..... Brushed Nickel
- ◆ ..... Brass
- ✕ ..... Wrought Iron
- XK.....Reeded
- XG.....Geometric
- XE.....Satin Etch
- XC.....Chord
- XJ.....Chinchilla
- XR.....Rainglass
- XN.....Granite
- ☀ ..... Low-E
- CL.....Clear
- └ ..... Flat Frame
- 🔥 ..... 20-Minute Fire-Rated

### SIMULATED DIVIDED LITES

- ..... Simulated Divided Lites
- 1 ..... 1.125" Flat Simulated Divided Lites
- 2 ..... 3.5" Flat Simulated Divided Lites
- 3 ..... 4.25" Flat Simulated Divided Lites
- 4 ..... 5.5" Flat Simulated Divided Lites
- 5 ..... 4.25" & 5.5" Flat Combo Simulated Divided Lites
- 6 ..... 1.6" Flat Simulated Divided Lites
- ..... Removable Wood Grilles
- ◆ ..... Fixed Grilles

### FLAT PROFILE GRILLES BETWEEN GLASS

- GBGFW .... Flat White Grilles Between Glass
- GBGFA .... Flat Almond Grilles Between Glass
- GBGFB .... Flat Bronze Grilles Between Glass
- GBGFK .... Flat Black Grilles Between Glass

### CONTOUR PROFILE GRILLES BETWEEN GLASS

- GBGCW .... Contour White Grilles Between Glass
- GBGCA .... Contour Almond Grilles Between Glass
- GBGCB .... Contour Bronze Grilles Between Glass
- GBGCK .... Contour Black Grilles Between Glass

### Blackstone.



Mahogany  
FCM863  
8'0": 3'0"

- Oak  
81933P ◆  
8'0": 3'0", 2'8"
- Smooth  
S81933P ◆  
8'0": 3'0", 2'8"

### Blackstone.



Smooth  
S86032 ◆  
8'0": 3'0", 2'8"

### Blackstone.



Oak  
81975P ◆  
8'0": 3'0"

- Smooth  
S85905 ◆  
8'0": 3'0", 2'8"

### Crystalline™



Mahogany  
FCM898  
8'0": 3'0"

- Oak  
81935P ◆  
8'0": 3'0", 2'8"
- Smooth  
S81935P ◆  
8'0": 3'0", 2'8"

### Crystalline™



Smooth  
S86027 ◆  
8'0": 3'0", 2'8"

### Crystalline™



Oak  
81977P ◆  
8'0": 3'0"

- Smooth  
S85907 ◆  
8'0": 3'0", 2'8"

### Sedona



Mahogany  
FCM864  
8'0": 3'0"

- Oak  
81936P ◆  
8'0": 3'0", 2'8"
- Smooth  
S81936P ◆  
8'0": 3'0", 2'8"

### Sedona



Smooth  
S86025 ◆  
8'0": 3'0", 2'8"

**Sedona**

Oak  
81978P ◆  
8'0": 3'0"

Smooth  
S833 ◆  
8'0": 3'0", 2'8"

**Salinas.**

Mahogany  
FCM865 ✗  
8'0": 3'0"

Oak  
81937P ✗  
8'0": 3'0", 2'8"

---

Smooth  
S81937P ✗  
8'0": 3'0", 2'8"

**Salinas.**

Smooth  
S86031 ✗  
8'0": 3'0", 2'8"

**Salinas.**

Oak  
81980P ✗  
8'0": 3'0"

Smooth  
S893 ✗  
8'0": 3'0", 2'8"

**Maple Park.**

Mahogany  
FCM886 ◆  
8'0": 3'0"

Oak  
81939P ◆  
8'0": 3'0", 2'8"

---

Smooth  
S81939P ◆  
8'0": 3'0", 2'8"

**Maple Park.**

Smooth  
S86107 ◆  
8'0": 3'0", 2'8"

**Maple Park.**

Oak  
81982P ◆  
8'0": 3'0"

Smooth  
S85897 ◆  
8'0": 3'0", 2'8"

**Avonlea.**

Mahogany  
FCM896 ◆  
8'0": 3'0"

Oak  
81932P ◆  
8'0": 3'0", 2'8"

---

Smooth  
S81932P ◆  
8'0": 3'0", 2'8"

**Avonlea.**

Smooth  
S8968 ◆  
8'0": 3'0", 2'8"

**Avonlea.**

Oak  
81974P ◆  
8'0": 3'0"

Smooth  
S85906 ◆  
8'0": 3'0", 2'8"

**Saratoga™**

Mahogany  
FCM888 ◆  
8'0": 3'0"

Oak  
81938P ◆  
8'0": 3'0", 2'8"

---

Smooth  
S81938P ◆  
8'0": 3'0", 2'8"

**Saratoga™**

Smooth  
S86029 ◆  
8'0": 3'0", 2'8"

**Saratoga™**

Oak  
81981P ◆  
8'0": 3'0"

Smooth  
S85908 ◆  
8'0": 3'0", 2'8"

**Texas Star**

Mahogany  
FCM899 ◆  
8'0": 3'0"

Oak  
81940P ◆  
8'0": 3'0", 2'8"

**Texas Star**

Oak  
81983P ◆  
8'0": 3'0"

**Wellesley™**

Mahogany  
FCM866 ◆  
8'0": 3'0"

Oak  
81941P ◆  
8'0": 3'0", 2'8"

---

Smooth  
S81941P ◆  
8'0": 3'0", 2'8"

# Fiber-Classic® & Smooth-Star® 8'0" 1/2 Glass

## Key

- ..... No Stile Lines
- ..... Flush-Glazed Glass
- ..... Vented Sidelite
- ◆ ..... Black Nickel
- ..... Brushed Nickel
- ◆ ..... Brass
- ✗ ..... Wrought Iron
- XK.....Reeded
- XG.....Geometric
- XE.....Satin Etch
- XC.....Chord
- XJ.....Chinchilla
- XR.....Raininglass
- XN.....Granite
- ☀ ..... Low-E
- CL.....Clear
- └ ..... Flat Frame
- 🔥 ..... 20-Minute Fire-Rated

## SIMULATED DIVIDED LITES

- 📖 ..... Simulated Divided Lites
- 1 ..... 1.125" Flat Simulated Divided Lites
- 2 ..... 3.5" Flat Simulated Divided Lites
- 3 ..... 4.25" Flat Simulated Divided Lites
- 4 ..... 5.5" Flat Simulated Divided Lites
- 5 ..... 4.25" & 5.5" Flat Combo Simulated Divided Lites
- 6 ..... 1.6" Flat Simulated Divided Lites
- ..... Removable Wood Grilles
- ◆ ..... Fixed Grilles

## FLAT PROFILE GRILLES BETWEEN GLASS

- GBGFW ...Flat White Grilles Between Glass
- GBGFA.....Flat Almond Grilles Between Glass
- GBGFB.....Flat Bronze Grilles Between Glass
- GBGFK.....Flat Black Grilles Between Glass

## CONTOUR PROFILE GRILLES BETWEEN GLASS

- GBGCW ...Contour White Grilles Between Glass
- GBGCA.....Contour Almond Grilles Between Glass
- GBGCB.....Contour Bronze Grilles Between Glass
- GBGCK.....Contour Black Grilles Between Glass

## Wellesley™



Smooth  
S86030 ◆ ■ ■  
8'0": 3'0", 2'8"

## Wellesley™



Oak  
81984P ◆ ■ ■  
8'0": 3'0"

Smooth  
S85909 ◆ ■ ■  
8'0": 3'0", 2'8"

## Riserva™



Mahogany  
FCM8581 ✗  
8'0": 3'0"

Oak  
FC8581 ✗  
8'0": 3'0", 2'8"

## Riserva™



Oak  
FC8579 ✗  
8'0": 3'0"

## Concorde™



Mahogany  
FCM891 ◆  
8'0": 3'0"

Oak  
81942P ◆  
8'0": 3'0", 2'8"

Smooth  
S81942P ◆ ■ ■  
8'0": 3'0", 2'8"

## Concorde™



Smooth  
S86026 ◆ ■ ■  
8'0": 3'0", 2'8"

## Concorde™



Oak  
81985P ◆  
8'0": 3'0"

Smooth  
S837 ◆ ■ ■  
8'0": 3'0", 2'8"

## Kensington™



Mahogany  
FCM8149 ◆ ■ ■  
8'0": 3'0"

Oak  
FC8149 ◆ ■ ■  
8'0": 3'0", 2'8"

Smooth  
S8149 ◆ ■ ■  
8'0": 3'0", 2'8"

## Kensington™



Smooth  
S86036 ◆ ■ ■  
8'0": 3'0", 2'8"

## Kensington™



Oak  
FC89701 ◆ ■ ■  
8'0": 3'0"

Smooth  
S89701 ◆ ■ ■  
8'0": 3'0", 2'8"

## Axis.



Mahogany  
FCM81654 ◆  
8'0": 3'0"

Oak  
FC81654 ◆  
8'0": 3'0", 2'8"

Smooth  
S81654 ◆  
8'0": 3'0", 2'8"

## Axis.



Smooth  
S81656 ◆  
8'0": 3'0", 2'8"

Note: Product images show exterior side of door.

## Axis.



Oak  
FC81653  
8'0": 3'0"

Smooth  
S81653  
8'0": 3'0", 2'8"

## Low-E / Clear SDL



Smooth  
S8321-SDLLE  
8'0": 3'0", 2'8"

S8321-SDL  
8'0": 3'0", 2'8"

## Low-E / Clear SDL



Smooth  
S8325-SDLLE  
8'0": 3'0", 2'8"

S8325-SDL  
8'0": 3'0", 2'8"

## Low-E / Clear SDL



Smooth  
S832-SDLLE  
8'0": 3'0", 2'8"

S832-SDL  
8'0": 3'0", 2'8"

## Low-E / Clear



Oak  
81971P-LE  
8'0": 3'0"

81971P  
8'0": 3'0"

## Low-E / Clear



Smooth  
S830-LE  
8'0": 3'0", 2'8"

S830  
8'0": 3'0", 2'8"

## Low-E / Clear



Smooth  
S86021-LE  
8'0": 3'0", 2'8"

S86021  
8'0": 3'0", 2'8"

## Low-E Internal Blinds



Smooth  
S8132-RTLE  
8'0": 3'0", 2'8"

## Low-E Internal Blinds



Smooth  
S86035-RTLE  
8'0": 3'0", 2'8"

## Low-E Internal Blinds



Smooth  
S8971-RTLE  
8'0": 3'0", 2'8"

## Low-E / Clear GBG Flat



Mahogany  
FCM8322-GBGFA  
8'0": 3'0"

Oak  
FC8322-GBGFA  
8'0": 3'0", 2'8"

Smooth  
S8322-GBGFALE  
8'0": 3'0", 2'8"

S8322-GBGFW  
8'0": 3'0", 2'8"

S8322-GBGFWLE  
8'0": 3'0", 2'8"

## Low-E / Clear GBG Flat



Smooth  
S8326-GBGFWLE  
8'0": 3'0", 2'8"

S8326-GBGFALE  
8'0": 3'0", 2'8"

S8326-GBGFW  
8'0": 3'0", 2'8"

## Low-E GBG Flat



Smooth  
S8323-GBGFWLE  
8'0": 3'0", 2'8"

## Low-E GBG Flat



Smooth  
S8327-GBGFWLE  
8'0": 3'0", 2'8"

## Low-E / Clear GBG Flat



Mahogany  
FCM8321-GBGFBLE  
8'0": 3'0"

Oak  
FC8321-GBGFBLE  
8'0": 3'0", 2'8"

Smooth  
S8321-GBGFA  
8'0": 3'0", 2'8"

S8321-GBGFALE  
8'0": 3'0", 2'8"

S8321-GBGFW  
8'0": 3'0", 2'8"

S8321-GBGFWLE  
8'0": 3'0", 2'8"

## Low-E / Clear GBG Flat



Smooth  
S8325-GBGFWLE  
8'0": 3'0", 2'8"

S8325-GBGFA  
8'0": 3'0", 2'8"

S8325-GBGFALE  
8'0": 3'0", 2'8"

S8325-GBGFW  
8'0": 3'0", 2'8"

Clear GBG Flat



Mahogany  
FCM8145-GBGFW  
8'0": 3'0"

Oak  
FC8145-GBGFW  
8'0": 3'0", 2'8"

Low-E / Clear GBG Flat



Oak  
FC8318-GBGFA  
8'0": 3'0"

Smooth  
S8318-GBGFALE  
8'0": 3'0", 2'8"



S8318-GBGFW  
8'0": 3'0", 2'8"

S8318-GBGFWLE  
8'0": 3'0", 2'8"



Low-E GBG Flat



Smooth  
S8319-GBGFWLE  
8'0": 3'0", 2'8"



Low-E / Clear GBG Flat



Oak  
FC832-GBGFBLE  
8'0": 3'0"

Smooth  
S832-GBGFA  
8'0": 3'0", 2'8"



S832-GBGFALE  
8'0": 3'0", 2'8"

S832-GBGFW  
8'0": 3'0", 2'8"

S832-GBGFWLE  
8'0": 3'0", 2'8"



Clear GBG Flat



Oak  
FC8144-GBGFW  
8'0": 3'0"

## Fiber-Classic. & Smooth-Star. 8'0" Craftsman Glass



### Key

- ..... No Stile Lines
- ..... Flush-Glazed Glass
- ..... Vented Sidelite
- ◆ ..... Black Nickel
- ..... Brushed Nickel
- ◆ ..... Brass
- ✕ ..... Wrought Iron
- XK.....Reeded
- XG.....Geometric
- XE.....Satin Etch
- XC.....Chord
- XJ.....Chinchilla
- XR.....Rainglass
- XN.....Granite
- ☀ ..... Low-E
- CL.....Clear
- └ ..... Flat Frame
- 🔥 ..... 20-Minute Fire-Rated

### SIMULATED DIVIDED LITES

- ..... Simulated Divided Lites
- 1 ..... 1.125" Flat Simulated Divided Lites
- 2 ..... 3.5" Flat Simulated Divided Lites
- 3 ..... 4.25" Flat Simulated Divided Lites
- 4 ..... 5.5" Flat Simulated Divided Lites
- 5 ..... 4.25" & 5.5" Flat Combo Simulated Divided Lites
- 6 ..... 1.6" Flat Simulated Divided Lites
- ..... Removable Wood Grilles
- ◆ ..... Fixed Grilles

### FLAT PROFILE GRILLES BETWEEN GLASS

- GBGFW ... Flat White Grilles Between Glass
- GBGFA .... Flat Almond Grilles Between Glass
- GBGFB .... Flat Bronze Grilles Between Glass
- GBGFK .... Flat Black Grilles Between Glass

### CONTOUR PROFILE GRILLES BETWEEN GLASS

- GBGCW ... Contour White Grilles Between Glass
- GBGCA .... Contour Almond Grilles Between Glass
- GBGCB .... Contour Bronze Grilles Between Glass
- GBGCK .... Contour Black Grilles Between Glass

### Sedona



Smooth  
S8604 ◆ ■  
8'0": 3'0", 2'8"

### Sedona



Smooth  
S82650-FF └ ◆  
8'0": 3'0"

### Maple Park.



Smooth  
S8609 ◆ ■  
8'0": 3'0", 2'8"

### Maple Park.



Smooth  
S82630-FF └ ◆ ■  
8'0": 3'0"

### Saratoga™



Smooth  
S8602 ◆ ■  
8'0": 3'0", 2'8"

### Saratoga™



Smooth  
S82660-FF └ ◆ ■  
8'0": 3'0"

### Pembridge™



Smooth  
S82640-FF └ ◆  
8'0": 3'0"

### Axis.



Smooth  
S81650 ◆  
8'0": 3'0", 2'8"

Note: Product images show exterior side of door.

**Axis.**

Smooth

S82620-FF   
8'0": 3'0"**Privacy / Low-E / Clear  
SDL**

Smooth

S8605( )-SDL  
(XE, XC, XJ, XR, XN)  
8'0": 3'0", 2'8"

S8605-SDLLE

8'0": 3'0", 2'8"

**Privacy / Low-E / Clear  
SDL**

Smooth

S8606( )-SDL  
(XE, XC, XJ, XR, XN)  
8'0": 3'0", 2'8"

S8606-SDLLE

8'0": 3'0", 2'8"

**Privacy / Low-E / Clear  
SDL**

Smooth

S8607( )-SDL  
(XE, XC, XJ, XR, XN)  
8'0": 3'0", 2'8"

S8607-SDLLE

8'0": 3'0", 2'8"


**Privacy / Low-E / Clear  
SDL**

Smooth


S8608( )-SDL  
(XE, XC, XJ, XR, XN)  
8'0": 3'0", 2'8"

S8608-SDLLE

8'0": 3'0", 2'8"


**Privacy / Low-E / Clear  
SDL**

Smooth


S84812( )-SDLF1   
(XE, XC, XJ)  
8'0": 3'0"

S84812-SDLF1LE

8'0": 3'0"

**Privacy / Low-E / Clear  
SDL**

Smooth


S84813( )-SDLF1   
(XE, XC, XJ)  
8'0": 3'0"

S84813-SDLF1LE

8'0": 3'0"

**Privacy / Low-E / Clear  
SDL**

Smooth


S84814( )-SDLF1   
(XE, XC, XJ)  
8'0": 3'0"

S84814-SDLF1LE

8'0": 3'0"

**Privacy / Low-E SDL**

Smooth

S84816( )-SDLF1   
(XE, XC, XJ)  
8'0": 3'0"

S84816-SDLF1LE

8'0": 3'0"

**Privacy / Low-E**

Smooth


S8601( )  
(XE, XC, XJ, XR, XN)  
8'0": 3'0", 2'8"

S8601-LE

8'0": 3'0", 2'8"

**Privacy / Low-E / Clear**

Smooth


S82610( )-FF   
(XC, XJ, XR, XN)  
8'0": 3'0"

S82610-FFLE

8'0": 3'0"

**Low-E**

Smooth

S84810( )   
(XE, XC, XJ)  
8'0": 3'0"

S84810-LE

8'0": 3'0"



# Fiber-Classic. & Smooth-Star. 8'0" Minimal Glass



Kensington glass

## Key

- ..... No Stile Lines
- ▲ ..... Flush-Glazed Glass
- ..... Vented Sidelite
- ◆ ..... Black Nickel
- ..... Brushed Nickel
- ◆ ..... Brass
- ✕ ..... Wrought Iron
- XK.....Reeded
- XG.....Geometric
- XE.....Satin Etch
- XC.....Chord
- XJ.....Chinchilla
- XR.....Rainglass
- XN.....Granite
- ☀ ..... Low-E
- CL.....Clear
- └─┘ ..... Flat Frame
- 🔥 ..... 20-Minute Fire-Rated

## SIMULATED DIVIDED LITES

- ..... Simulated Divided Lites
- 1 ..... 1.125" Flat Simulated Divided Lites
- 2 ..... 3.5" Flat Simulated Divided Lites
- 3 ..... 4.25" Flat Simulated Divided Lites
- 4 ..... 5.5" Flat Simulated Divided Lites
- 5 ..... 4.25" & 5.5" Flat Combo Simulated Divided Lites
- 6 ..... 1.6" Flat Simulated Divided Lites
- ..... Removable Wood Grilles
- ◆ ..... Fixed Grilles

## FLAT PROFILE GRILLES BETWEEN GLASS

- GBGFW .... Flat White Grilles Between Glass
- GBGFA .... Flat Almond Grilles Between Glass
- GBGFB .... Flat Bronze Grilles Between Glass
- GBGFK .... Flat Black Grilles Between Glass

## CONTOUR PROFILE GRILLES BETWEEN GLASS

- GBGCW ... Contour White Grilles Between Glass
- GBGCA .... Contour Almond Grilles Between Glass
- GBGCB .... Contour Bronze Grilles Between Glass
- GBGCK .... Contour Black Grilles Between Glass

## Blackstone.



Oak  
FC86243 ◆ ■  
8'0": 3'0"

Smooth  
S83143 ◆ ■  
8'0": 3'0", 2'8"

## Crystalline.™



Oak  
FC86241 ■  
8'0": 3'0"

Smooth  
S83141 ■ ■  
8'0": 3'0", 2'8"

## Salinas.



Oak  
FC86253 ✕  
8'0": 3'0"

## Maple Park.



Oak  
FC86255 ◆  
8'0": 3'0"

Smooth  
S83155 ◆ ■  
8'0": 3'0", 2'8"

## Saratoga.™



Smooth  
S83154 ◆ ■  
8'0": 3'0", 2'8"

## Wellesley.™



Smooth  
S83149 ■ ■  
8'0": 3'0", 2'8"

## Concorde.™



Smooth  
S83147 ◆ ■  
8'0": 3'0", 2'8"

## Kensington.™



Smooth  
S83142 ◆ ■  
8'0": 3'0", 2'8"

Note: Product images show exterior side of door.

8'0" Minimal Glass

# Fiber-Classic® & Smooth-Star® 8'0" Minimal Glass

## Key

- ..... No Stile Lines
- ..... Flush-Glazed Glass
- ..... Vented Sidelite
- ◆ ..... Black Nickel
- ..... Brushed Nickel
- ◆ ..... Brass
- ✕ ..... Wrought Iron
- XK.....Reeded
- XG.....Geometric
- XE.....Satin Etch
- XC.....Chord
- XJ.....Chinchilla
- XR.....Rainglass
- XN.....Granite
- ☀ ..... Low-E
- CL.....Clear
- ▤ ..... Flat Frame
- 🔥 ..... 20-Minute Fire-Rated

## SIMULATED DIVIDED LITES

- 📖 ..... Simulated Divided Lites
- 1 ..... 1.125" Flat Simulated Divided Lites
- 2 ..... 3.5" Flat Simulated Divided Lites
- 3 ..... 4.25" Flat Simulated Divided Lites
- 4 ..... 5.5" Flat Simulated Divided Lites
- 5 ..... 4.25" & 5.5" Flat Combo Simulated Divided Lites
- 6 ..... 1.6" Flat Simulated Divided Lites
- ..... Removable Wood Grilles
- ◆ ..... Fixed Grilles

## FLAT PROFILE GRILLES BETWEEN GLASS

- GBGFW ...Flat White Grilles Between Glass
- GBGFA.....Flat Almond Grilles Between Glass
- GBGFB.....Flat Bronze Grilles Between Glass
- GBGFK.....Flat Black Grilles Between Glass

## CONTOUR PROFILE GRILLES BETWEEN GLASS

- GBGCW ...Contour White Grilles Between Glass
- GBGCA.....Contour Almond Grilles Between Glass
- GBGCB.....Contour Bronze Grilles Between Glass
- GBGCK.....Contour Black Grilles Between Glass

## Axis.



Smooth  
S81649 ◆  
8'0": 3'0", 2'8"

## Frosted Images.



Smooth  
S83145  
8'0": 3'0", 2'8"

## Privacy / Low-E / Clear



S83120-LE  
8'0": 3'0", 2'8"  
☀  
S83120  
8'0": 3'0", 2'8"

## Fixed Grilles



S831203-FXG  
8'0": 3'0", 2'8"  
◆

## GBG Flat



S831203-GBGFA  
8'0": 3'0", 2'8"  
S831203-GBGFW  
8'0": 3'0", 2'8"  
☀

## GBG Flat



Smooth  
S8141-GBGFA  
8'0": 3'0", 2'8"

## Privacy / Low-E / Clear



FC86220  
8'0": 3'0"

## Maple Park.



Oak  
FC8736 ◆  
8'0": 3'0", 2'8"  
Smooth  
S8736 ◆  
8'0": 3'0", 2'8"

## Saratoga



Oak  
FC8707 ◆  
8'0": 3'0", 2'8"  
Smooth  
S8707 ◆  
8'0": 3'0", 2'8"

## Wellesley™



Oak  
FC8721 ◆  
8'0": 3'0", 2'8"

## Concorde™



Oak  
FC8735 ◆  
8'0": 3'0", 2'8"  
Smooth  
S8735 ◆ ■ ■  
8'0": 3'0", 2'8"

## Clear Fixed Grilles



Smooth  
S8704-FXG  
8'0": 3'0", 2'8"  
◆

Note: Product images show exterior  
120 side of door.

### Low-E / Clear



S8708  
8'0": 3'0", 2'8"

Smooth  
S8708-LE  
8'0": 3'0", 2'8"  
☀️

### Clear Fixed Grilles



Smooth  
S8317-FXG  
8'0": 3'0", 2'8"  
◆

### Pembridge™



Mahogany  
FCM86570  
8'0": 3'0"

Oak  
FC86570  
8'0": 3'0", 2'8"  
◆  
Smooth  
S86570  
8'0": 3'0", 2'8", 2'6" N  
◆

### Axis.



Smooth  
S81645  
8'0": 3'0", 2'8", 2'6" N  
◆

### Privacy / Low-E / Clear



FCM861-LE  
8'0": 3'0"  
☀️  
FCM861  
8'0": 3'0"

Mahogany  
FCM861XE  
8'0": 3'0"

### Privacy / Low-E / Clear



FC861-LE  
8'0": 3'0", 2'8"  
☀️  
FC861  
8'0": 3'0", 2'8"

Oak  
FC861XE  
8'0": 3'0", 2'8"

### Privacy / Low-E / Clear



S896-LE  
8'0": 3'0", 2'8", 2'6" N  
☀️  
S896  
8'0": 3'0", 2'8", 2'6" N

Smooth  
S896(\_\_\_\_)  
(XE, XC, XJ, XR, XN)  
8'0": 3'0", 2'8", 2'6" N



Smooth-Star, Clear Glass, Doors – S296; Clear Glass with GBGs, Sidelites – S1170SL, Transom – 19220T.  
Image is of a 6'8" entryway.

Fiber-Classic, & Smooth-Star.  
**8'0" Solid Panel**



Smooth-Star Doors – S8200, Finish – Cypress

Key

- No Stile Lines
- Flush-Glazed Glass
- Vented Sidelite
- Black Nickel
- Brushed Nickel
- Brass
- Wrought Iron
- XK.....Reeded
- XG.....Geometric
- XE.....Satin Etch
- XC.....Chord
- XJ.....Chinchilla
- XR.....Rainglass
- XN.....Granite
- Low-E
- CL.....Clear
- Flat Frame
- 20-Minute Fire-Rated

- SIMULATED DIVIDED LITES**
- Simulated Divided Lites
  - 1.125" Flat Simulated Divided Lites
  - 3.5" Flat Simulated Divided Lites
  - 4.25" Flat Simulated Divided Lites
  - 5.5" Flat Simulated Divided Lites
  - 4.25" & 5.5" Flat Combo Simulated Divided Lites
  - 1.6" Flat Simulated Divided Lites
  - Removable Wood Grilles
  - Fixed Grilles
- FLAT PROFILE GRILLES BETWEEN GLASS**
- GBGFW ...Flat White Grilles Between Glass
  - GBGFA.....Flat Almond Grilles Between Glass
  - GBGFB.....Flat Bronze Grilles Between Glass
  - GBGFK.....Flat Black Grilles Between Glass
- CONTOUR PROFILE GRILLES BETWEEN GLASS**
- GBGCW ...Contour White Grilles Between Glass
  - GBGCA.....Contour Almond Grilles Between Glass
  - GBGCB.....Contour Bronze Grilles Between Glass
  - GBGCK.....Contour Black Grilles Between Glass

2 Panel



Smooth  
**SSF8220**  
 8'0": 3'0"

1 Panel Shaker



Smooth  
**S81100**  
 8'0": 3'0", 2'8"

2 Panel



Smooth  
**SSF8200**  
 8'0": 3'0"

2 Panel



Smooth  
**SSF8205**  
 8'0": 3'0"

2 Panel



Smooth  
**S8200**  
 8'0": 3'0", 2'8"

2 Panel



Smooth  
**S8120**  
 8'0": 3'0", 2'8"

2 Panel



Smooth  
**S897**  
 8'0": 3'0"

2 Panel



Smooth  
**S8201**  
 8'0": 3'0", 2'8"


### 3 Panel



Smooth  
S831  
8'0": 3'0", 2'8"  
SSF831  
8'0": 3'0"  
🔥

Oak  
FC862  
8'0": 3'0"

### 2 Panel



SSF84800  
8'0": 3'0"  
🔥

Smooth  
S84800  
8'0": 3'0"

### 2 Panel



Smooth  
S8600  
8'0": 3'0", 2'8"

### 6 Panel



Oak  
FC860  
8'0": 3'0", 2'8"  
Smooth  
S810  
8'0": 3'0", 2'8", 2'6" N


Mahogany  
FCM860  
8'0": 3'0"

### 6 Panel



Smooth  
SSF8160  
8'0": 3'0", 2'6"  
🔥

### Flush Panel



Oak  
81000  
8'0": 3'0", 2'8", 2'6"  
Smooth  
S81000  
8'0": 3'6", 3'0", 2'10",  
2'8", 2'6", 2'4", 2'0"

Mahogany  
FCM81000  
8'0": 3'0"



# Fiber-Classic. & Smooth-Star. 8'0" Full Glass Sidelites



Smooth-Star, Axis Glass, Door – S81652, Sidelite – S81652SL

## Key

- No Stile Lines
- Flush-Glazed Glass
- Vented Sidelite
- Black Nickel
- Brushed Nickel
- Brass
- Wrought Iron
- XK.....Reeded
- XG.....Geometric
- XE.....Satin Etch
- XC.....Chord
- XJ.....Chinchilla
- XR.....Rainglass
- XN.....Granite
- Low-E
- CL.....Clear
- Flat Frame
- 20-Minute Fire-Rated

## SIMULATED DIVIDED LITES

- Simulated Divided Lites
- 1.125" Flat Simulated Divided Lites
- 3.5" Flat Simulated Divided Lites
- 4.25" Flat Simulated Divided Lites
- 5.5" Flat Simulated Divided Lites
- 4.25" & 5.5" Flat Combo Simulated Divided Lites
- 1.6" Flat Simulated Divided Lites
- Removable Wood Grilles
- Fixed Grilles

## FLAT PROFILE GRILLES BETWEEN GLASS

- GBGFW ...Flat White Grilles Between Glass
- GBGFA.....Flat Almond Grilles Between Glass
- GBGFB.....Flat Bronze Grilles Between Glass
- GBGFK.....Flat Black Grilles Between Glass

## CONTOUR PROFILE GRILLES BETWEEN GLASS

- GBGCW ...Contour White Grilles Between Glass
- GBGCA.....Contour Almond Grilles Between Glass
- GBGCB.....Contour Bronze Grilles Between Glass
- GBGCK.....Contour Black Grilles Between Glass

## Crystalline™



Smooth  
S814SL  
8'0": 14", 12"

## Salinas.



Smooth  
S85893SL  
8'0": 14", 12"

## Axis.



Smooth  
S81652SL-FF  
8'0": 14", 12"

## Low-E



Mahogany  
FCM870SL-LE  
8'0": 12"

## Crystalline™



Smooth  
S84586SL  
8'0": 14", 12"

## Salinas.



Smooth  
S85931SL  
8'0": 14", 12"

## Axis.



Smooth  
S81651SL  
8'0": 14", 12"


## Privacy / Low-E



Smooth  
S8000XESL  
8'0": 14"

## Privacy / Low-E / Clear



**S8601( )SL-FF**   
(XG, XE, XC, XR, XN)  
8'0": 14", 12"

**S8601SL-LE**  
8'0": 14", 12"  


**S8601SL-FFLE**   
8'0": 14", 12"  


**S8601SL**  
8'0": 14", 12"



**S8601SL-FF**   
8'0": 14", 12"

Smooth

**S8601( )SL**  
(XE, XC, XJ)  
8'0": 14", 12"

## Privacy / Low-E / Clear



**S81086( )SL-FF**   
(XK, XG, XE, XC, XR, XN)  
8'0": 14", 12"  



**S81086SL-LE**  
8'0": 14", 12"  


**S81086SL-FFLE**   
8'0": 14", 12"  


**S81086SL**  
8'0": 14", 12"  


**S81086SL-FF**   
8'0": 14", 12"  


Smooth

**S81086( )SL**  
(XK, XE, XC, XJ)  
8'0": 14", 12"  


## Clear GBG Flat



Smooth

**S808SL-GBGFW**  
8'0": 14", 12"

## Clear GBG Flat



Smooth

**S81186SL-GBGFW**  
8'0": 14", 12"  


## Clear Fixed Grilles





Smooth

**S808SL-FXG**  
8'0": 14", 12"  


## Clear Fixed Grilles



Smooth

**S81186SL-FXG**  
8'0": 14", 12"  


## Fiber-Classic. & Smooth-Star. 8'0" 3/4 Glass Sidelites



Smooth-Star, Clear Glass with SDLs, Door – S82106, Sidelites – S881SL, Finish – Alpine

### Key

- ..... No Stile Lines
- ..... Flush-Glazed Glass
- ..... Vented Sidelite
- ..... Black Nickel
- ..... Brushed Nickel
- ..... Brass
- ..... Wrought Iron
- XK.....Reeded
- XG.....Geometric
- XE.....Satin Etch
- XC.....Chord
- XJ.....Chinchilla
- XR.....Rainglass
- XN.....Granite
- ..... Low-E
- CL.....Clear
- ..... Flat Frame
- ..... 20-Minute Fire-Rated

### SIMULATED DIVIDED LITES

- ..... Simulated Divided Lites
- ..... 1.125" Flat Simulated Divided Lites
- ..... 3.5" Flat Simulated Divided Lites
- ..... 4.25" Flat Simulated Divided Lites
- ..... 5.5" Flat Simulated Divided Lites
- ..... 4.25" & 5.5" Flat Combo Simulated Divided Lites
- ..... 1.6" Flat Simulated Divided Lites
- ..... Removable Wood Grilles
- ..... Fixed Grilles

### FLAT PROFILE GRILLES BETWEEN GLASS

- GBGFW .... Flat White Grilles Between Glass
- GBGFA .... Flat Almond Grilles Between Glass
- GBGFB .... Flat Bronze Grilles Between Glass
- GBGFK .... Flat Black Grilles Between Glass

### CONTOUR PROFILE GRILLES BETWEEN GLASS

- GBGCW .... Contour White Grilles Between Glass
- GBGCA .... Contour Almond Grilles Between Glass
- GBGCB .... Contour Bronze Grilles Between Glass
- GBGCK .... Contour Black Grilles Between Glass

### Blackstone.



- Oak  
81952PSL
- 8'0": 14"
- Smooth  
S894SL
- 8'0": 14", 12"

Mahogany  
FCM882SL

8'0": 12"

### Crystalline.™



- Oak  
81953PSL
- 8'0": 14"
- Smooth  
S888SL
- 8'0": 14", 12"

Mahogany  
FCM8105SL

8'0": 12"

### Sedona



- Oak  
81954PSL
- 8'0": 14"
- Smooth  
S887SL
- 8'0": 14", 12"

Mahogany  
FCM883SL

8'0": 12"

### Salinas.



- Oak  
81955PSL
- 8'0": 14"
- Smooth  
S895SL
- 8'0": 14", 12"

Mahogany  
FCM884SL

8'0": 12"

### Maple Park.



- Oak  
81957PSL
- 8'0": 14"
- Smooth  
S8589SL
- 8'0": 14", 12"

Mahogany  
FCM887SL

8'0": 12"

### Saratoga.™



- Oak  
81956PSL
- 8'0": 14"
- Smooth  
S891SL
- 8'0": 14", 12"

Mahogany  
FCM889SL

8'0": 12"

### Wellesley.™



- Oak  
81959PSL
- 8'0": 14"
- Smooth  
S892SL
- 8'0": 14", 12"

Mahogany  
FCM885SL

8'0": 12"

### Riserva.™



- Oak  
FC8545SL
- 8'0": 14"

Mahogany  
FCM8545SL

8'0": 12"

**Concorde™**

Oak  
81960PSL  
8'0": 14" ♦

---

Smooth  
S85902SL  
8'0": 14", 12" ♦

Mahogany  
FCM892SL  
8'0": 12" ♦

**Kensington™**

Oak  
81961PSL  
8'0": 14" ♦

---

Smooth  
S902SL  
8'0": 14", 12" ♦

Mahogany  
FCM8107SL  
8'0": 12" ♦

**Pembridge™**

Oak  
FC86580SL  
8'0": 14" ♦

Mahogany  
FCM86580SL  
8'0": 12" ♦

**Axis.**

Oak  
FC81646SL  
8'0": 14" ♦

---

Smooth  
S81646SL  
8'0": 14", 12" ♦

Mahogany  
FCM81646SL  
8'0": 12" ♦

**Low-E / Clear GBG Flat**

Oak  
81946PSL-GBGFWLE  
8'0": 14" ♦

---

Smooth  
S881SL-GBGFWLE  
8'0": 14", 12" ♦

---

S881SL-GBGFW  
8'0": 14", 12" ♦

Mahogany  
FCM8101SL-GBGFWLE  
8'0": 12" ♦

**Privacy / Low-E / Clear SDL**

S881SL-SDLLE  
8'0": 14", 12" ♦

---

S881SL-SDL  
8'0": 14", 12" ♦

Smooth  
S881XESL-SDL  
8'0": 14", 12" ♦

**Low-E / Clear Fixed Grilles**

S881SL-FXG  
8'0": 14", 12" ♦

Smooth  
S881SL-FXGLE  
8'0": 14", 12" ♦

**Low-E / Clear Internal Blinds**

Oak  
81964PSL-RTLE  
8'0": 14" ♦

---

Smooth  
S8682SL-RT  
8'0": 14", 12" ♦

---

S8682SL-RTLE  
8'0": 14", 12" ♦

Mahogany  
FCM8110SL-RTLE  
8'0": 12" ♦

**Privacy / Low-E / Clear**

FCM881SL-LE  
8'0": 12" ♦

---

FCM881SL  
8'0": 12" ♦

Mahogany  
FCM881(\_\_\_\_)SL  
(XE, XC, XJ, XR)  
8'0": 12" ♦

**Privacy / Low-E / Clear**

81943PSL-LE  
8'0": 14" ♦

---

81943PSL  
8'0": 14" ♦

Oak  
81943P(\_\_\_\_)SL  
(XE, XC, XJ, XR)  
8'0": 14" ♦

**Privacy / Low-E / Clear**

S880SL-LE  
8'0": 14", 12" ♦

---

S880SL  
8'0": 14", 12" ♦

Smooth  
S880(\_\_\_\_)SL  
(XE, XC, XJ, XR)  
8'0": 14", 12" ♦

## Fiber-Classic. & Smooth-Star. 8'0" 1/2 Lite & Craftsman Sidelites



Smooth-Star, Maple Park Glass, Door – S81939P, Sidelites – S85918SL

### Key

- ..... No Stile Lines
- ..... Flush-Glazed Glass
- ..... Vented Sidelite
- ◆ ..... Black Nickel
- ..... Brushed Nickel
- ◆ ..... Brass
- ✕ ..... Wrought Iron
- XK.....Reeded
- XG.....Geometric
- XE.....Satin Etch
- XC.....Chord
- XJ.....Chinchilla
- XR.....Rainglass
- XN.....Granite
- ☀ ..... Low-E
- CL.....Clear
- └─┘ ..... Flat Frame
- 🔥 ..... 20-Minute Fire-Rated

### SIMULATED DIVIDED LITES

- ..... Simulated Divided Lites
- 1 ..... 1.125" Flat Simulated Divided Lites
- 2 ..... 3.5" Flat Simulated Divided Lites
- 3 ..... 4.25" Flat Simulated Divided Lites
- 4 ..... 5.5" Flat Simulated Divided Lites
- 5 ..... 4.25" & 5.5" Flat Combo Simulated Divided Lites
- 6 ..... 1.6" Flat Simulated Divided Lites
- ..... Removable Wood Grilles
- ◆ ..... Fixed Grilles

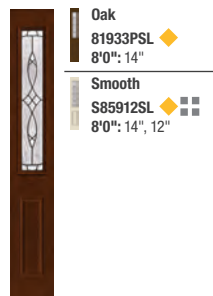
### FLAT PROFILE GRILLES BETWEEN GLASS

- GBGFW .... Flat White Grilles Between Glass
- GBGFA .... Flat Almond Grilles Between Glass
- GBGFB .... Flat Bronze Grilles Between Glass
- GBGFK .... Flat Black Grilles Between Glass

### CONTOUR PROFILE GRILLES BETWEEN GLASS

- GBGCV .... Contour White Grilles Between Glass
- GBGCA .... Contour Almond Grilles Between Glass
- GBGCB .... Contour Bronze Grilles Between Glass
- GBGCK .... Contour Black Grilles Between Glass

### Blackstone.



Mahogany  
FCM863SL  
8'0": 12"

- Oak  
81933PSL  
8'0": 14" ◆
- Smooth  
S85912SL  
8'0": 14", 12" ◆

### Salinas.



Smooth  
S85916SL ✕  
8'0": 14", 12"

### Maple Park.



Mahogany  
FCM886SL  
8'0": 12"

- Oak  
81939PSL  
8'0": 14" ◆
- Smooth  
S85918SL  
8'0": 14", 12" ◆

### Saratoga™



Mahogany  
FCM888SL  
8'0": 12"

- Oak  
81938PSL  
8'0": 14" ◆
- Smooth  
S85917SL  
8'0": 14", 12" ◆

### Wellesley™



Mahogany  
FCM866SL  
8'0": 12"

- Oak  
81941PSL  
8'0": 14" ◆
- Smooth  
S85922SL  
8'0": 14", 12" ◆

### Concorde™



Smooth  
S85920SL  
8'0": 14", 12" ◆

### Kensington™



Mahogany  
FCM867SL  
8'0": 12"

- Oak  
FC8867SL  
8'0": 14" ◆
- Smooth  
S867SL  
8'0": 14", 12" ◆

### Axis.



Smooth  
S81654SL  
8'0": 14", 12" ◆

Privacy / Low-E / Clear



Mahogany  
FCM862XRSL  
8'0": 12"

Privacy / Low-E / Clear



Oak  
81929PXRSL  
8'0": 14"

Privacy / Low-E



Oak  
S85910SL  
8'0": 14", 12"

## Craftsman Sidelites

Low-E SDL



Smooth  
S84812SL-SDLFILE  
8'0": 14", 12"

Low-E




Smooth  
S84810SL-LE  
8'0": 14", 12"



Smooth-Star, Low-E Glass with SDLs, Door – S4814, Sidelites – S4812SL, Clear. Image is of a 6'8" entryway.

## 8'0" Pulse Mahogany, Oak and Smooth Fiberglass



Pulse Ari, Satin Etch Glass with Flat Lite Frame, Door – S83XE

### Key

- ..... No Stile Lines
- ..... Flush-Glazed Glass
- ..... Vented Sidelite
- ◆ ..... Black Nickel
- ..... Brushed Nickel
- ◆ ..... Brass
- ✕ ..... Wrought Iron
- XK.....Reeded
- XG.....Geometric
- XE.....Satin Etch
- XC.....Chord
- XJ.....Chinchilla
- XR.....Rainglass
- XN.....Granite
- ☀ ..... Low-E
- CL.....Clear
- └─┘ ..... Flat Frame
- 🔥 ..... 20-Minute Fire-Rated

### SIMULATED DIVIDED LITES

- ..... Simulated Divided Lites
- 1 ..... 1.125" Flat Simulated Divided Lites
- 2 ..... 3.5" Flat Simulated Divided Lites
- 3 ..... 4.25" Flat Simulated Divided Lites
- 4 ..... 5.5" Flat Simulated Divided Lites
- 5 ..... 4.25" & 5.5" Flat Combo Simulated Divided Lites
- 6 ..... 1.6" Flat Simulated Divided Lites
- ..... Removable Wood Grilles
- ◆ ..... Fixed Grilles

### FLAT PROFILE GRILLES BETWEEN GLASS

- GBGFW .... Flat White Grilles Between Glass
- GBGFA .... Flat Almond Grilles Between Glass
- GBGFB .... Flat Bronze Grilles Between Glass
- GBGFK .... Flat Black Grilles Between Glass

### CONTOUR PROFILE GRILLES BETWEEN GLASS

- GBGWC .... Contour White Grilles Between Glass
- GBGCA .... Contour Almond Grilles Between Glass
- GBGCB .... Contour Bronze Grilles Between Glass
- GBGCK .... Contour Black Grilles Between Glass

### Sedona

**Oak**  
FC83SN ◆  
8'0": 3'0", 2'8"

**Smooth**  
S83SN ◆  
8'0": 3'6", 3'0", 2'10", 2'8"

S83SN-FF └─┘  
8'0": 3'6", 3'0", 2'10", 2'8"

**Mahogany**  
FCM83SN ◆  
8'0": 3'0"

### Saratoga™

**Oak**  
FC83SG ◆  
8'0": 3'0", 2'8"

FC83SG-FF └─┘  
8'0": 3'0", 2'8"

**Smooth**  
S83SG ◆  
8'0": 3'6", 3'0", 2'10", 2'8"

S83SG-FF └─┘  
8'0": 3'6", 3'0", 2'10", 2'8"

**Mahogany**  
FCM83SG ◆  
8'0": 3'0"

FCM83SG-FF └─┘  
8'0": 3'0"

### Pembridge™

**Smooth**  
S83PB-FF └─┘  
8'0": 3'6", 3'0", 2'10", 2'8"

### Axis.

**Oak**  
FC83AX ◆  
8'0": 3'0", 2'8"

FC83AX-FF └─┘  
8'0": 3'0", 2'8"

**Smooth**  
S83AX ◆  
8'0": 3'6", 3'0", 2'10", 2'8"

S83AX-FF └─┘  
8'0": 3'6", 3'0", 2'10", 2'8"

**Mahogany**  
FCM83AX ◆  
8'0": 3'0"

FCM83AX-FF └─┘  
8'0": 3'0"

### Privacy / Low-E / Clear

FCM83(\_\_\_\_)-FF └─┘  
(XE, XJ, XR, XN)  
8'0": 3'0"

S83CL-LE ☀  
8'0": 3'6", 3'0", 2'10", 2'8"

S83CL-FFLE └─┘  
8'0": 3'6", 3'0", 2'10", 2'8"

**Mahogany**  
FCM83(\_\_\_\_)  
(XE, XC, XR, XN)  
8'0": 3'0"

### Privacy / Low-E / Clear

FC83(\_\_\_\_)-FF └─┘  
(XE, XJ, XR, XN)  
8'0": 3'0"

FC83CL-LE ☀  
8'0": 3'0", 2'8"

FC83CL-FFLE └─┘  
8'0": 3'0", 2'8"

**Oak**  
FC83(\_\_\_\_)  
(XE, XC, XR, XN)  
8'0": 3'0", 2'8"

### Privacy / Low-E / Clear

S83(\_\_\_\_)-FF └─┘  
(XK, XG, XE, XC, XJ, XR, XN)  
8'0": 3'6", 3'0", 2'10", 2'8"

S83CL-LE ☀  
8'0": 3'6", 3'0", 2'10", 2'8"


S83CL-FFLE └─┘  
8'0": 3'6", 3'0", 2'10", 2'8"

**Smooth**  
S83(\_\_\_\_)  
(XK, XE, XC, XJ, XR, XN)  
8'0": 3'6", 3'0", 2'10", 2'8"

### Crystalline™

**Smooth**  
S81LBL ■  
8'0": 3'6", 3'0", 2'10", 2'8", 2'6"

## Crystalline™



Smooth  
S81BL ■ ■ ■  
8'0": 3'6", 3'0", 2'10", 2'8", 2'6"

## Crystalline™



Smooth  
S81RBL ■ ■ ■  
8'0": 3'6", 3'0", 2'10", 2'8", 2'6"

## Salinas.



Smooth  
S81LSA ✗  
8'0": 3'6", 3'0", 2'10", 2'8", 2'6"

## Salinas.



Smooth  
S81SA ✗  
8'0": 3'6", 3'0", 2'10", 2'8", 2'6"

## Salinas.



Smooth  
S81RSA ✗  
8'0": 3'6", 3'0", 2'10", 2'8", 2'6"

## Axis.



Smooth  
S81LAX ◆  
8'0": 3'6", 3'0", 2'10", 2'8", 2'6"

## Axis.



Smooth  
S81AX ◆  
8'0": 3'6", 3'0", 2'10", 2'8", 2'6"

## Axis.



Smooth  
S81RAX ◆  
8'0": 3'6", 3'0", 2'10", 2'8", 2'6"

## Privacy / Low-E / Clear



FCM81LCL-LE  
8'0": 3'0" ★  
FCM81LCL-FFLE  
8'0": 3'0" ★

Mahogany  
FCM81L( )-FF  
(XG, XE)  
8'0": 3'0"

## Privacy / Low-E / Clear



FCM81CL-LE  
8'0": 3'0" ★  
FCM81CL-FFLE  
8'0": 3'0" ★

Mahogany  
FCM81( )-FF  
(XG, XE)  
8'0": 3'0"

## Privacy / Low-E / Clear



FCM81RCL-LE  
8'0": 3'0" ★  
FCM81RCL-FFLE  
8'0": 3'0" ★

Mahogany  
FCM81R( )-FF  
(XG, XE)  
8'0": 3'0"

## Privacy / Low-E / Clear



FC81CL-LE  
8'0": 3'0", 2'8", 2'6" ★  
FC81CL-FFLE  
8'0": 3'0", 2'8", 2'6" ★

Oak  
FC81L( )-FF  
(XG, XE)  
8'0": 3'0", 2'8", 2'6"

## Privacy / Low-E / Clear



FC81CL-LE  
8'0": 3'0", 2'8", 2'6" ★  
FC81CL-FFLE  
8'0": 3'0", 2'8", 2'6" ★

Oak  
FC81( )-FF  
(XG, XE)  
8'0": 3'0", 2'8", 2'6"

## Privacy / Low-E / Clear



FC81CL-LE  
8'0": 3'0", 2'8", 2'6" ★  
FC81CL-FFLE  
8'0": 3'0", 2'8", 2'6" ★

Oak  
FC81R( )-FF  
(XG, XE)  
8'0": 3'0", 2'8", 2'6"

## Privacy / Low-E / Clear



S81L( )-FF  
(XK, XG, XE, XC, XR, XN)  
8'0": 3'6", 3'0", 2'10", 2'8", 2'6"  
S81CL-LE  
8'0": 3'6", 3'0", 2'10", 2'8", 2'6" ★  
S81CL-FFLE  
8'0": 3'6", 3'0", 2'10", 2'8", 2'6" ★  
S81CL  
8'0": 3'6", 3'0", 2'10", 2'8", 2'6"  
S81CL-FF  
8'0": 3'6", 3'0", 2'10", 2'8", 2'6"

Smooth  
S81L( )  
(XK, XE, XC, XJ)  
8'0": 3'6", 3'0", 2'10", 2'8", 2'6"

## Privacy / Low-E / Clear




S81( )-FF  
(XK, XG, XE, XC, XR, XN)  
8'0": 3'6", 3'0", 2'10", 2'8", 2'6"  
S81C-LE  
8'0": 3'6", 3'0", 2'10", 2'8", 2'6" ★  
S81C-FFLE  
8'0": 3'6", 3'0", 2'10", 2'8", 2'6" ★  
S81C  
8'0": 3'6", 3'0", 2'10", 2'8", 2'6"  
S81C-FF  
8'0": 3'6", 3'0", 2'10", 2'8", 2'6"

Smooth  
S81( )  
(XK, XE, XC, XJ)  
8'0": 3'6", 3'0", 2'10", 2'8", 2'6"

# 8'0" Pulse Mahogany, Oak and Smooth Fiberglass

## Key

-  ..... No Stile Lines
-  ..... Flush-Glazed Glass
-  ..... Vented Sidelite
-  ..... Black Nickel
-  ..... Brushed Nickel
-  ..... Brass
-  ..... Wrought Iron
- XK.....Reeded
- XG.....Geometric
- XE.....Satin Etch
- XC.....Chord
- XJ.....Chinchilla
- XR.....Rainglass
- XN.....Granite
-  ..... Low-E
- CL.....Clear
-  ..... Flat Frame
-  ..... 20-Minute Fire-Rated

## SIMULATED DIVIDED LITES

-  ..... Simulated Divided Lites
-  ..... 1.125" Flat Simulated Divided Lites
-  ..... 3.5" Flat Simulated Divided Lites
-  ..... 4.25" Flat Simulated Divided Lites
-  ..... 5.5" Flat Simulated Divided Lites
-  ..... 4.25" & 5.5" Flat Combo Simulated Divided Lites
-  ..... 1.6" Flat Simulated Divided Lites
-  ..... Removable Wood Grilles
-  ..... Fixed Grilles

## FLAT PROFILE GRILLES BETWEEN GLASS

- GBGFW ...Flat White Grilles Between Glass
- GBGFA.....Flat Almond Grilles Between Glass
- GBGFB.....Flat Bronze Grilles Between Glass
- GBGFK.....Flat Black Grilles Between Glass

## CONTOUR PROFILE GRILLES BETWEEN GLASS

- GBGCW ...Contour White Grilles Between Glass
- GBGCA.....Contour Almond Grilles Between Glass
- GBGCB.....Contour Bronze Grilles Between Glass
- GBGCK.....Contour Black Grilles Between Glass

## Privacy / Low-E / Clear



- S81R( )-FF  (XK, XG, XE, XC, XR, XN)  
8'0": 3'6", 3'0", 2'10", 2'8", 2'6"
- S81CR-LE   
8'0": 3'6", 3'0", 2'10", 2'8", 2'6"
- S81CR-FFLE  (XK, XE, XC, XJ)  
8'0": 3'6", 3'0", 2'10", 2'8", 2'6"
- S81CR   
8'0": 3'6", 3'0", 2'10", 2'8", 2'6"
- S81CR-FF   
8'0": 3'6", 3'0", 2'10", 2'8", 2'6"



Smooth

S81R( )  
(XK, XE, XC, XJ)  
8'0": 3'6", 3'0", 2'10", 2'8", 2'6"

## Pembridge™





Mahogany  
FCM84LPB  
8'0": 3'0"

- Oak  
FC84LPB   
8'0": 3'0", 2'8"
- Smooth  
S84LPB   
8'0": 3'6", 3'0", 2'10", 2'8", 2'6"


## Pembridge™





Mahogany  
FCM84PB  
8'0": 3'0"

- Oak  
FC84PB   
8'0": 3'0", 2'8"
- Smooth  
S84PB   
8'0": 3'6", 3'0", 2'10", 2'8", 2'6"

## Pembridge™





Mahogany  
FCM84RPB  
8'0": 3'0"

- Oak  
FC84RPB   
8'0": 3'0", 2'8"
- Smooth  
S84RPB   
8'0": 3'6", 3'0", 2'10", 2'8", 2'6"

## Pembridge™





Mahogany  
FCM85LPB  
8'0": 3'0"

- Oak  
FC85LPB   
8'0": 3'0", 2'8"
- Smooth  
S85LPB   
8'0": 3'6", 3'0", 2'10", 2'8", 2'6"

## Pembridge™





Mahogany  
FCM85PB  
8'0": 3'0"

- Oak  
FC85PB   
8'0": 3'0", 2'8"
- Smooth  
S85PB   
8'0": 3'6", 3'0", 2'10", 2'8", 2'6"

## Pembridge™





Mahogany  
FCM85RPB  
8'0": 3'0"

- Oak  
FC85RPB   
8'0": 3'0", 2'8"
- Smooth  
S85RPB   
8'0": 3'6", 3'0", 2'10", 2'8", 2'6"

## Pembridge™





Mahogany  
FCM86LPB  
8'0": 3'0"

- Oak  
FC86LPB   
8'0": 3'0", 2'8"
- Smooth  
S86LPB   
8'0": 3'6", 3'0", 2'10", 2'8", 2'6"

## Pembridge™





Mahogany  
FCM86PB  
8'0": 3'0"

- Oak  
FC86PB   
8'0": 3'0", 2'8"
- Smooth  
S86PB   
8'0": 3'6", 3'0", 2'10", 2'8", 2'6"

## Pembridge™





Mahogany  
FCM86RPB  
8'0": 3'0"

- Oak  
FC86RPB   
8'0": 3'0", 2'8"
- Smooth  
S86RPB   
8'0": 3'6", 3'0", 2'10", 2'8", 2'6"

## Pembridge™





Mahogany  
FCM811LPB  
8'0": 3'0"

- Oak  
FC811LPB   
8'0": 3'0", 2'8"
- Smooth  
S811LPB   
8'0": 3'6", 3'0", 2'10", 2'8", 2'6"

## Pembridge™



Mahogany  
FCM811PB  
8'0": 3'0"

- Oak  
FC811PB   
8'0": 3'0", 2'8"
- Smooth  
S811PB   
8'0": 3'6", 3'0", 2'10", 2'8", 2'6"

## Pembridge™




Mahogany  
FCM811RPB  
8'0": 3'0"

Oak  
FC811RPB  
8'0": 3'0", 2'8"

---

Smooth  
S811RPB  
8'0": 3'6", 3'0", 2'10", 2'8", 2'6"

## Pembridge™



Mahogany  
FCM810LPB  
8'0": 3'0"

Oak  
FC810LPB  
8'0": 3'0", 2'8"

---

Smooth  
S810LPB  
8'0": 3'6", 3'0", 2'10", 2'8", 2'6"

## Pembridge™



Mahogany  
FCM810PB  
8'0": 3'0"

Oak  
FC810PB  
8'0": 3'0", 2'8"

---

Smooth  
S810PB  
8'0": 3'6", 3'0", 2'10", 2'8", 2'6"

## Pembridge™




Mahogany  
FCM810RPB  
8'0": 3'0"

Oak  
FC810RPB  
8'0": 3'0", 2'8"

---

Smooth  
S810RPB  
8'0": 3'6", 3'0", 2'10", 2'8", 2'6"


## Axis.



Smooth  
S84LAX  
8'0": 3'6", 3'0", 2'10", 2'8", 2'6"

S84LAX-FF  
8'0": 3'6", 3'0"  
2'10", 2'8", 2'6"

## Axis.



Smooth  
S84AX  
8'0": 3'6", 3'0", 2'10", 2'8", 2'6"

S84AX-FF  
8'0": 3'6", 3'0"  
2'10", 2'8", 2'6"

## Axis.



Smooth  
S84RAX  
8'0": 3'6", 3'0", 2'10", 2'8", 2'6"

S84RAX-FF  
8'0": 3'6", 3'0"  
2'10", 2'8", 2'6"


## Axis.



Smooth  
S85LAX  
8'0": 3'6", 3'0", 2'10", 2'8", 2'6"

S85LAX-FF  
8'0": 3'6", 3'0"  
2'10", 2'8", 2'6"


## Axis.



Smooth  
S85AX  
8'0": 3'6", 3'0", 2'10", 2'8", 2'6"

S85AX-FF  
8'0": 3'6", 3'0", 2'10", 2'8", 2'6"


## Axis.



Smooth  
S85RAX  
8'0": 3'6", 3'0", 2'10", 2'8", 2'6"

S85RAX-FF  
8'0": 3'6", 3'0", 2'10", 2'8", 2'6"

## Axis.



Smooth  
S86LAX  
8'0": 3'6", 3'0", 2'10", 2'8", 2'6"

S86LAX-FF  
8'0": 3'6", 3'0", 2'10", 2'8", 2'6"


## Axis.



Smooth  
S86AX  
8'0": 3'6", 3'0", 2'10", 2'8", 2'6"

S86AX-FF  
8'0": 3'6", 3'0", 2'10", 2'8", 2'6"


## Axis.



Smooth  
S86RAX  
8'0": 3'6", 3'0", 2'10", 2'8", 2'6"

S86RAX-FF  
8'0": 3'6", 3'0", 2'10", 2'8", 2'6"


## Axis.



Smooth  
S811LAX  
8'0": 3'6", 3'0", 2'10", 2'8", 2'6"

S811LAX-FF  
8'0": 3'6", 3'0", 2'10", 2'8", 2'6"


## Axis.



Smooth  
S811AX  
8'0": 3'6", 3'0", 2'10", 2'8", 2'6"

S811AX-FF  
8'0": 3'6", 3'0", 2'10", 2'8", 2'6"

## Axis.



Smooth  
S811RAX  
8'0": 3'6", 3'0", 2'10", 2'8", 2'6"

S811RAX-FF  
8'0": 3'6", 3'0", 2'10", 2'8", 2'6"

# 8'0" Pulse Mahogany, Oak and Smooth Fiberglass

## Key

- ..... No Stile Lines
- ..... Flush-Glazed Glass
- ..... Vented Sidelite
- ◆ ..... Black Nickel
- ..... Brushed Nickel
- ◆ ..... Brass
- ✕ ..... Wrought Iron
- XK.....Reeded
- XG.....Geometric
- XE.....Satin Etch
- XC.....Chord
- XJ.....Chinchilla
- XR.....Rainglass
- XN.....Granite
- ☀ ..... Low-E
- CL.....Clear
- └ ..... Flat Frame
- 🔥 ..... 20-Minute Fire-Rated

## SIMULATED DIVIDED LITES

- ..... Simulated Divided Lites
- 1 ..... 1.125" Flat Simulated Divided Lites
- 2 ..... 3.5" Flat Simulated Divided Lites
- 3 ..... 4.25" Flat Simulated Divided Lites
- 4 ..... 5.5" Flat Simulated Divided Lites
- 5 ..... 4.25" & 5.5" Flat Combo Simulated Divided Lites
- 6 ..... 1.6" Flat Simulated Divided Lites
- ..... Removable Wood Grilles
- ◆ ..... Fixed Grilles

## FLAT PROFILE GRILLES BETWEEN GLASS


- GBGFW ...Flat White Grilles Between Glass
- GBGFA.....Flat Almond Grilles Between Glass
- GBGFB.....Flat Bronze Grilles Between Glass
- GBGFK.....Flat Black Grilles Between Glass

## CONTOUR PROFILE GRILLES BETWEEN GLASS

- GBGCW ...Contour White Grilles Between Glass
- GBGCA.....Contour Almond Grilles Between Glass
- GBGCB....Contour Bronze Grilles Between Glass
- GBGCK....Contour Black Grilles Between Glass

Note: Product images show exterior side of door.

## Axis.




**S810LAX-FF** ◆  
8'0": 3'6", 3'0", 2'10", 2'8", 2'6"

Smooth

**S810LAX** ◆  
8'0": 3'6", 3'0", 2'10", 2'8", 2'6"

## Axis.




**S810AX-FF** ◆  
8'0": 3'6", 3'0", 2'10", 2'8", 2'6"

Smooth

**S810AX** ◆  
8'0": 3'6", 3'0", 2'10", 2'8", 2'6"

## Axis.




**S810RAX-FF** ◆  
8'0": 3'6", 3'0", 2'10", 2'8", 2'6"

Smooth

**S810RAX** ◆  
8'0": 3'6", 3'0", 2'10", 2'8", 2'6"

## Privacy / Low-E / Clear



**FCM84L( )-FF** └  
(XE, XR)  
8'0": 3'0"

**FCM84LCL-LE**  
8'0": 3'0"


☀

**FCM84LCL**  
8'0": 3'0"

Mahogany

**FCM84LXE**  
8'0": 3'0"

## Privacy / Low-E / Clear



**FCM84( )-FF** └  
(XE, XR)  
8'0": 3'0"

**FCM84CL-LE**  
8'0": 3'0"

☀

**FCM84CL**  
8'0": 3'0"

Mahogany

**FCM84XE**  
8'0": 3'0"

## Privacy / Low-E / Clear



**FCM84R( )-FF** └  
(XE, XR)  
8'0": 3'0"

**FCM84RCL-LE**  
8'0": 3'0"

☀

**FCM84RCL**  
8'0": 3'0"

Mahogany

**FCM84RXE**  
8'0": 3'0"

## Privacy / Low-E / Clear



**FC84LXE-FF** └  
8'0": 3'0", 2'8", 2'6"

**FC84LXR-FF** └  
8'0": 3'0", 2'8"

**FC84LCL-LE**  
8'0": 3'0", 2'8", 2'6"

☀

**FC84LCL**  
8'0": 3'0", 2'8", 2'6"

Oak

**FC84LXE**  
8'0": 3'0", 2'8", 2'6"

## Privacy / Low-E / Clear



**FC84XE-FF** └  
8'0": 3'0", 2'8", 2'6"

**FC84XR-FF** └  
8'0": 3'0", 2'8"

**FC84CL-LE**  
8'0": 3'0", 2'8", 2'6"

☀

**FC84CL**  
8'0": 3'0", 2'8", 2'6"

Oak

**FC84XE**  
8'0": 3'0", 2'8", 2'6"

## Privacy / Low-E / Clear



**FC84RXE-FF** └  
8'0": 3'0", 2'8", 2'6"

**FC84RXR-FF** └  
8'0": 3'0", 2'8"

**FC84RCL-LE**  
8'0": 3'0", 2'8", 2'6"

☀

**FC84RCL**  
8'0": 3'0", 2'8", 2'6"

Oak

**FC84RXE**  
8'0": 3'0", 2'8", 2'6"

## Privacy / Low-E / Clear



**S84L( )-FF** └  
(XK, XE, XG, XC, XJ, XR, XN)  
8'0": 3'6", 3'0", 2'10", 2'8", 2'6"

**S84LCL-LE**  
8'0": 3'6", 3'0", 2'10", 2'8", 2'6"

☀

**S84LCL-FFLE** └  
8'0": 3'6", 3'0", 2'10", 2'8", 2'6"

☀

**S84LCL**  
8'0": 3'6", 3'0", 2'10", 2'8", 2'6"

**S84LCL-FF** └  
8'0": 3'6", 3'0", 2'10", 2'8", 2'6"

Smooth

**S84L( )**  
(XE, XC, XJ, XR, XN)  
8'0": 3'6", 3'0", 2'10", 2'8", 2'6"

## Privacy / Low-E / Clear



**S84( )-FF** └  
(XK, XE, XG, XC, XJ, XR, XN)  
8'0": 3'6", 3'0", 2'10", 2'8", 2'6"

**S84CL-LE**  
8'0": 3'6", 3'0", 2'10", 2'8", 2'6"

☀

**S84CL-FFLE** └  
8'0": 3'6", 3'0", 2'10", 2'8", 2'6"

☀

**S84CL**  
8'0": 3'6", 3'0", 2'10", 2'8", 2'6"

**S84CL-FF** └  
8'0": 3'6", 3'0", 2'10", 2'8", 2'6"

Smooth

**S84( )**  
(XE, XC, XJ, XR, XN)  
8'0": 3'6", 3'0", 2'10", 2'8", 2'6"

## Privacy / Low-E / Clear



**S84R( )-FF** └  
(XK, XE, XG, XC, XJ, XR, XN)  
8'0": 3'6", 3'0", 2'10", 2'8", 2'6"

**S84RCL-LE**  
8'0": 3'6", 3'0", 2'10", 2'8", 2'6"

☀

**S84RCL-FFLE** └  
8'0": 3'6", 3'0", 2'10", 2'8", 2'6"

☀

**S84RCL**  
8'0": 3'6", 3'0", 2'10", 2'8", 2'6"

**S84RCL-FF** └  
8'0": 3'6", 3'0", 2'10", 2'8", 2'6"


Smooth

**S84R( )**  
(XE, XC, XJ, XR, XN)  
8'0": 3'6", 3'0", 2'10", 2'8", 2'6"

## Privacy / Low-E / Clear




## Privacy / Low-E / Clear



## Privacy / Low-E / Clear



## Privacy / Low-E / Clear




## Privacy / Low-E / Clear




## Privacy / Low-E / Clear




## Privacy / Low-E / Clear



## Privacy / Low-E / Clear



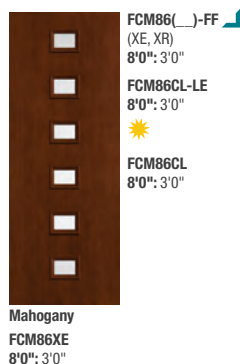
## Privacy / Low-E / Clear



## Privacy / Low-E / Clear



## Privacy / Low-E / Clear



## Privacy / Low-E / Clear



## Privacy / Low-E / Clear




## Privacy / Low-E / Clear



## Privacy / Low-E / Clear



## Privacy / Low-E / Clear



# 8'0" Pulse Mahogany, Oak and Smooth Fiberglass

## Key

-  .....No Stile Lines
-  .....Flush-Glazed Glass
-  .....Vented Sidelite
-  .....Black Nickel
-  .....Brushed Nickel
-  .....Brass
-  .....Wrought Iron
- XK.....Reeded
- XG.....Geometric
- XE.....Satin Etch
- XC.....Chord
- XJ.....Chinchilla
- XR.....Rainglass
- XN.....Granite
-  .....Low-E
- CL.....Clear
-  .....Flat Frame
-  .....20-Minute Fire-Rated

## SIMULATED DIVIDED LITES

-  .....Simulated Divided Lites
-  .....1.125" Flat Simulated Divided Lites
-  .....3.5" Flat Simulated Divided Lites
-  .....4.25" Flat Simulated Divided Lites
-  .....5.5" Flat Simulated Divided Lites
-  .....4.25" & 5.5" Flat Combo Simulated Divided Lites
-  .....1.6" Flat Simulated Divided Lites
-  .....Removable Wood Grilles
-  .....Fixed Grilles


## FLAT PROFILE GRILLES BETWEEN GLASS


- GBGFW ...Flat White Grilles Between Glass
- GBGFA.....Flat Almond Grilles Between Glass
- GBGFB.....Flat Bronze Grilles Between Glass
- GBGFK.....Flat Black Grilles Between Glass

## CONTOUR PROFILE GRILLES BETWEEN GLASS


- GBGCW ...Contour White Grilles Between Glass
- GBGCA.....Contour Almond Grilles Between Glass
- GBGCB.....Contour Bronze Grilles Between Glass
- GBGCK.....Contour Black Grilles Between Glass


## Privacy / Low-E / Clear




**S86( )-FF**   
(XK, XE, XG, XC, XJ, XR, XN)  
8'0": 3'6", 3'0", 2'10", 2'8", 2'6"


**S86CL-LE**  
8'0": 3'6", 3'0"  
2'10", 2'8", 2'6"



**S86CL-FFLE**   
8'0": 3'6", 3'0", 2'10", 2'8", 2'6"





**S86CL**  
8'0": 3'6", 3'0", 2'10", 2'8", 2'6"

**S86CL-FF**   
8'0": 3'6", 3'0", 2'10", 2'8", 2'6"


**Smooth**  
**S86( )**  
(XE, XC, XJ, XR, XN)  
8'0": 3'6", 3'0", 2'10", 2'8", 2'6"


## Privacy / Low-E / Clear




**S86R( )-FF**   
(XK, XE, XG, XC, XJ, XR, XN)  
8'0": 3'6", 3'0", 2'10", 2'8", 2'6"


**S86RCL-LE**  
8'0": 3'6", 3'0"  
2'10", 2'8", 2'6"



**S86RCL-FFLE**   
8'0": 3'6", 3'0", 2'10", 2'8", 2'6"



**S86RCL**  
8'0": 3'6", 3'0", 2'10", 2'8", 2'6"

**S86RCL-FF**   
8'0": 3'6", 3'0", 2'10", 2'8", 2'6"

**Smooth**  
**S86R( )**  
(XE, XC, XJ, XR, XN)  
8'0": 3'6", 3'0", 2'10", 2'8", 2'6"

## Privacy / Low-E / Clear



**FCM811( )-FF**   
(XE, XR)  
8'0": 3'0"

**FCM811LCL-LE**  
8'0": 3'0"



**FCM811LCL**  
8'0": 3'0"

**Mahogany**  
**FCM811LXE**  
8'0": 3'0"

## Privacy / Low-E / Clear



**FCM811( )-FF**   
(XE, XR)  
8'0": 3'0"

**FCM811LCL-LE**  
8'0": 3'0"



**FCM811LCL**  
8'0": 3'0"

**Mahogany**  
**FCM811LXE**  
8'0": 3'0"

## Privacy / Low-E / Clear



**FCM811R( )-FF**   
(XE, XR)  
8'0": 3'0"

**FCM811RCL-LE**  
8'0": 3'0"



**FCM811RCL**  
8'0": 3'0"

**Mahogany**  
**FCM811RXE**  
8'0": 3'0"

## Privacy / Low-E / Clear



**FC811LXE-FF**   
8'0": 3'0", 2'8", 2'6"

**FC811LXR-FF**   
8'0": 3'0", 2'8"

**FC811LCL-LE**  
8'0": 3'0", 2'8", 2'6"



**FC811LCL**  
8'0": 3'0", 2'8", 2'6"

**Oak**  
**FC811LXE**  
8'0": 3'0", 2'8", 2'6"

## Privacy / Low-E / Clear



**FC811XE-FF**   
8'0": 3'0", 2'8", 2'6"

**FC811XR-FF**   
8'0": 3'0", 2'8"

**FC811LCL-LE**  
8'0": 3'0", 2'8", 2'6"



**FC811LCL**  
8'0": 3'0", 2'8", 2'6"

**Oak**  
**FC811XE**  
8'0": 3'0", 2'8", 2'6"

## Privacy / Low-E / Clear



**FC811RXE-FF**   
8'0": 3'0", 2'8", 2'6"

**FC811RXR-FF**   
8'0": 3'0", 2'8"


**FC811RCL-LE**  
8'0": 3'0", 2'8", 2'6"




**FC811RCL**  
8'0": 3'0", 2'8", 2'6"


**Oak**  
**FC811RXE**  
8'0": 3'0", 2'8", 2'6"


## Privacy / Low-E / Clear




**S811( )-FF**   
(XK, XE, XG, XC, XJ, XR, XN)  
8'0": 3'6", 3'0", 2'10", 2'8", 2'6"


**S811LCL-LE**  
8'0": 3'6", 3'0", 2'10", 2'8", 2'6"



**S811LCL-FFLE**   
8'0": 3'6", 3'0", 2'10", 2'8", 2'6"





**S811LCL**  
8'0": 3'6", 3'0", 2'10", 2'8", 2'6"

**S811LCL-FF**   
8'0": 3'6", 3'0", 2'10", 2'8", 2'6"


**Smooth**  
**S811( )**  
(XE, XC, XJ, XR, XN)  
8'0": 3'6", 3'0", 2'10", 2'8", 2'6"


## Privacy / Low-E / Clear




**S811( )-FF**   
(XK, XE, XG, XC, XJ, XR, XN)  
8'0": 3'6", 3'0", 2'10", 2'8", 2'6"


**S811LCL-LE**  
8'0": 3'6", 3'0", 2'10", 2'8", 2'6"



**S811LCL-FFLE**   
8'0": 3'6", 3'0", 2'10", 2'8", 2'6"





**S811LCL**  
8'0": 3'6", 3'0", 2'10", 2'8", 2'6"

**S811LCL-FF**   
8'0": 3'6", 3'0", 2'10", 2'8", 2'6"


**Smooth**  
**S811( )**  
(XE, XC, XJ, XR, XN)  
8'0": 3'6", 3'0", 2'10", 2'8", 2'6"


## Privacy / Low-E / Clear




**S811R( )-FF**   
(XK, XE, XG, XC, XJ, XR, XN)  
8'0": 3'6", 3'0", 2'10", 2'8", 2'6"


**S811RCL-LE**  
8'0": 3'6", 3'0", 2'10", 2'8", 2'6"



**S811RCL-FFLE**   
8'0": 3'6", 3'0", 2'10", 2'8", 2'6"



**S811RCL**  
8'0": 3'6", 3'0", 2'10", 2'8", 2'6"

**S811RCL-FF**   
8'0": 3'6", 3'0", 2'10", 2'8", 2'6"

**Smooth**  
**S811R( )**  
(XE, XC, XJ, XR, XN)  
8'0": 3'6", 3'0", 2'10", 2'8", 2'6"

## Privacy / Low-E / Clear



**FCM810L( )-FF**   
(XE, XR)  
8'0": 3'0"

**FCM810LCL-LE**  
8'0": 3'0"



**FCM810LCL**  
8'0": 3'0"

**Mahogany**  
**FCM810LXE**  
8'0": 3'0"

## Privacy / Low-E / Clear



FCM810( )-FF  
(XE, XR)  
8'0": 3'0"


FCM810CL-LE  
8'0": 3'0"



FCM810CL  
8'0": 3'0"

Mahogany  
FCM810XE  
8'0": 3'0"

## Privacy / Low-E / Clear



FCM810R( )-FF  
(XE, XR)  
8'0": 3'0"

FCM810RCL-LE  
8'0": 3'0"



FCM810RCL  
8'0": 3'0"

Mahogany  
FCM810RXE  
8'0": 3'0"

## Privacy / Low-E / Clear



FC810LXE-FF  
8'0": 3'0", 2'8", 2'6"

FC810LXR-FF  
8'0": 3'0", 2'8"

FC810LCL-LE  
8'0": 3'0", 2'8", 2'6"



FC810LCL  
8'0": 3'0", 2'8", 2'6"

Oak  
FC810LXE  
8'0": 3'0", 2'8", 2'6"

## Privacy / Low-E / Clear



FC810XE-FF  
8'0": 3'0", 2'8", 2'6"

FC810XR-FF  
8'0": 3'0", 2'8"

FC810CL-LE  
8'0": 3'0", 2'8", 2'6"



FC810CL  
8'0": 3'0", 2'8", 2'6"

Oak  
FC810XE  
8'0": 3'0", 2'8", 2'6"

## Privacy / Low-E / Clear



FC810XE-FF  
8'0": 3'0", 2'8", 2'6"

FC810XR-FF  
8'0": 3'0", 2'8"


FC810CL-LE  
8'0": 3'0", 2'8", 2'6"



FC810CL  
8'0": 3'0", 2'8", 2'6"

Oak  
FC810RXE  
8'0": 3'0", 2'8", 2'6"

## Privacy / Low-E / Clear



S810L( )-FF  
(XK, XE, XG, XC, XJ, XR, XN)  
8'0": 3'6", 3'0", 2'10", 2'8", 2'6"

S810LCL-LE  
8'0": 3'6", 3'0", 2'10", 2'8", 2'6"



S810LCL-FFLE  
8'0": 3'6", 3'0", 2'10", 2'8", 2'6"




S810LCL  
8'0": 3'6", 3'0", 2'10", 2'8", 2'6"

S810LCL-FF  
8'0": 3'6", 3'0", 2'10", 2'8", 2'6"

Smooth  
S810L( )  
(XE, XC, XJ, XR, XN)  
8'0": 3'6", 3'0", 2'10", 2'8", 2'6"

## Privacy / Low-E / Clear



S810( )-FF  
(XK, XE, XG, XC, XJ, XR, XN)  
8'0": 3'6", 3'0", 2'10", 2'8", 2'6"

S810CL-LE  
8'0": 3'6", 3'0", 2'10", 2'8", 2'6"



S810CL-FFLE  
8'0": 3'6", 3'0", 2'10", 2'8", 2'6"

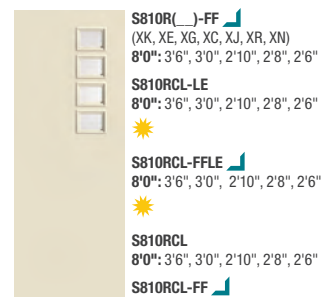


S810CL  
8'0": 3'6", 3'0", 2'10", 2'8", 2'6"

S810CL-FF  
8'0": 3'6", 3'0", 2'10", 2'8", 2'6"

Smooth  
S810( )  
(XE, XC, XJ, XR, XN)  
8'0": 3'6", 3'0", 2'10", 2'8", 2'6"

## Privacy / Low-E / Clear



S810R( )-FF  
(XK, XE, XG, XC, XJ, XR, XN)  
8'0": 3'6", 3'0", 2'10", 2'8", 2'6"

S810RCL-LE  
8'0": 3'6", 3'0", 2'10", 2'8", 2'6"



S810RCL-FFLE  
8'0": 3'6", 3'0", 2'10", 2'8", 2'6"



S810RCL  
8'0": 3'6", 3'0", 2'10", 2'8", 2'6"

S810RCL-FF  
8'0": 3'6", 3'0", 2'10", 2'8", 2'6"

Smooth  
S810R( )  
(XE, XC, XJ, XR, XN)  
8'0": 3'6", 3'0", 2'10", 2'8", 2'6"

# 8'0" Pulse Sidelites Smooth Fiberglass



Pulse Echo, Satin Etch Glass with Flat Lite Frame, Door – S85XE, Sidelite – S85XESL, Finish – Onyx

## Key

- No Stile Lines
- Flush-Glazed Glass
- Vented Sidelite
- Black Nickel
- Brushed Nickel
- Brass
- Wrought Iron
- Reeded
- Geometric
- Satin Etch
- Chord
- Chinchilla
- Rainglass
- Granite
- Low-E
- Clear
- Flat Frame
- 20-Minute Fire-Rated

## SIMULATED DIVIDED LITES

- Simulated Divided Lites
- 1.125" Flat Simulated Divided Lites
- 3.5" Flat Simulated Divided Lites
- 4.25" Flat Simulated Divided Lites
- 5.5" Flat Simulated Divided Lites
- 4.25" & 5.5" Flat Combo Simulated Divided Lites
- 1.6" Flat Simulated Divided Lites
- Removable Wood Grilles
- Fixed Grilles

## FLAT PROFILE GRILLES BETWEEN GLASS

- GBGFW ...Flat White Grilles Between Glass
- GBGFA.....Flat Almond Grilles Between Glass
- GBGFB.....Flat Bronze Grilles Between Glass
- GBGFK.....Flat Black Grilles Between Glass

## CONTOUR PROFILE GRILLES BETWEEN GLASS

- GBGCW ...Contour White Grilles Between Glass
- GBGCA.....Contour Almond Grilles Between Glass
- GBGCB.....Contour Bronze Grilles Between Glass
- GBGCK.....Contour Black Grilles Between Glass

## Pembridge™



Smooth  
S84PBSL  
8'0": 14", 12"

## Pembridge™



Smooth  
S85PBSL  
8'0": 14", 12"

## Pembridge™



Smooth  
S86PBSL  
8'0": 14", 12"

## Pembridge™




Smooth  
S811PBSL  
8'0": 14", 12"

## Pembridge™



Smooth  
S810PBSL  
8'0": 14", 12"

## Axis.



Smooth  
S84AXSL  
8'0": 14", 12"  
S84AXSL-FF

## Axis.



Smooth  
S85AXSL  
8'0": 14", 12"  
S85AXSL-FF

## Axis.



Smooth  
S86AXSL  
8'0": 14", 12"  
S86AXSL-FF

## Axis.



Smooth  
**S811AXSL** ◆  
 8'0": 14", 12"  
**S811AXSL-FF** ◆◆  
 8'0": 14", 12"

## Axis.



Smooth  
**S810AXSL** ◆  
 8'0": 14", 12"  
**S810AXSL-FF** ◆◆  
 8'0": 14", 12"

## Privacy / Low-E Clear



Smooth  
**S84XESL**  
 8'0": 14", 12"

**S84XESL-FF** ◆  
 8'0": 14", 12"  
**S84CLSL-LE**  
 8'0": 14", 12"  
 ☀️  
**S84CLSL-FFLE** ◆  
 8'0": 14", 12"  
 ☀️  
**S84CLSL**  
 8'0": 14", 12"  
**S84CLSL-FF** ◆  
 8'0": 14", 12"

## Privacy / Low-E Clear



Smooth  
**S85XESL**  
 8'0": 14", 12"

**S85XESL-FF** ◆  
 8'0": 14", 12"  
**S85CLSL-LE**  
 8'0": 14", 12"  
 ☀️  
**S85CLSL-FFLE** ◆  
 8'0": 14", 12"  
 ☀️  
**S85CLSL**  
 8'0": 14", 12"  
**S85CLSL-FF** ◆  
 8'0": 14", 12"

## Privacy / Low-E Clear



Smooth  
**S86XESL**  
 8'0": 14", 12"

**S86XESL-FF** ◆  
 8'0": 14", 12"  
**S86CLSL-LE**  
 8'0": 14", 12"  
 ☀️  
**S86CLSL-FFLE** ◆  
 8'0": 14", 12"  
 ☀️  
**S86CLSL**  
 8'0": 14", 12"  
**S86CLSL-FF** ◆  
 8'0": 14", 12"


## Privacy / Low-E Clear



Smooth  
**S811XESL**  
 8'0": 14", 12"

**S811XESL-FF** ◆  
 8'0": 14", 12"  
**S811CLSL-LE**  
 8'0": 14", 12"  
 ☀️  
**S811CLSL-FFLE** ◆  
 8'0": 14", 12"  
 ☀️  
**S811CLSL**  
 8'0": 14", 12"  
**S811CLSL-FF** ◆  
 8'0": 14", 12"

## Privacy / Low-E Clear



Smooth  
**S810XESL**  
 8'0": 14", 12"

**S810XESL-FF** ◆  
 8'0": 14", 12"  
**S810CLSL-LE**  
 8'0": 14", 12"  
 ☀️  
**S810CLSL-FFLE** ◆  
 8'0": 14", 12"  
 ☀️  
**S810CLSL**  
 8'0": 14", 12"  
**S810CLSL-FF** ◆  
 8'0": 14", 12"

## Steel Full Glass



### Key

- ..... No Stile Lines
- ..... Flush-Glazed Glass
- ..... Vented Sidelite
- ◆ ..... Black Nickel
- ..... Brushed Nickel
- ◆ ..... Brass
- ✕ ..... Wrought Iron
- XK.....Reeded
- XG.....Geometric
- XE.....Satin Etch
- XC.....Chord
- XJ.....Chinchilla
- XR.....Rainglass
- XN.....Granite
- ☀ ..... Low-E
- CL.....Clear
- ▤ ..... Flat Frame
- 🔥 ..... 20-Minute Fire-Rated

### SIMULATED DIVIDED LITES

- ▤ ..... Simulated Divided Lites
- 1 ..... 1.125" Flat Simulated Divided Lites
- 2 ..... 3.5" Flat Simulated Divided Lites
- 3 ..... 4.25" Flat Simulated Divided Lites
- 4 ..... 5.5" Flat Simulated Divided Lites
- 5 ..... 4.25" & 5.5" Flat Combo Simulated Divided Lites
- 6 ..... 1.6" Flat Simulated Divided Lites
- ▤ ..... Removable Wood Grilles
- ◆ ..... Fixed Grilles

### FLAT PROFILE GRILLES BETWEEN GLASS

- GBGFW .... Flat White Grilles Between Glass
- GBGFA .... Flat Almond Grilles Between Glass
- GBGFB .... Flat Bronze Grilles Between Glass
- GBGFK .... Flat Black Grilles Between Glass

### CONTOUR PROFILE GRILLES BETWEEN GLASS

- GBG CW .... Contour White Grilles Between Glass
- GBG CA .... Contour Almond Grilles Between Glass
- GBG CB .... Contour Bronze Grilles Between Glass
- GBG CK .... Contour Black Grilles Between Glass

### Blackstone.



Profiles  
310 ◆ ■  
6'8": 3'6", 3'0"

Traditions  
TS310 ◆ ■  
6'8": 3'0", 2'10", 2'8",  
2'6", 2'6" N

### Crystalline.™



Profiles  
916 ◆ ■  
6'8": 3'6", 3'0"

Traditions  
TS916 ◆ ■  
6'8": 3'0", 2'10", 2'8"

### Sedona



Profiles  
139 ◆  
6'8": 3'6", 3'0"

Traditions  
TS139 ◆  
6'8": 3'0", 2'10", 2'8"

### Salinas.



Profiles  
369 ✕  
6'8": 3'6", 3'0"

Traditions  
TS369 ✕  
6'8": 3'0", 2'10", 2'8"

### Maple Park.



Profiles  
1006 ◆ ■  
6'8": 3'6", 3'0"

Traditions  
TS962 ◆ ■  
6'8": 3'0", 2'10", 2'8"

### Avonlea.



Profiles  
1027 ◆  
6'8": 3'6", 3'0"

Traditions  
TS1027 ◆  
6'8": 3'0", 2'10", 2'8"

### Saratoga.™



Profiles  
610 ◆ ■  
6'8": 3'6", 3'0"

Traditions  
TS610 ◆ ■  
6'8": 3'0", 2'10", 2'8",  
2'6", 2'6" N

### Wellesley.™



Profiles  
620 ◆ ■  
6'8": 3'6", 3'0"

Traditions  
TS620 ◆ ■  
6'8": 3'0", 2'10", 2'8"

**Riserva™**

Traditions  
TS571 ✗  
6'8": 3'0", 2'10", 2'8"  
■

Profiles  
571 ✗  
6'8": 3'6", 3'0"  
■

**Concorde™**

Traditions  
TS1028 ◆  
6'8": 3'0", 2'10", 2'8"  
■

Profiles  
1028 ◆  
6'8": 3'6", 3'0"  
■

**Kensington™**

Traditions  
TS626 ◆  
6'8": 3'0", 2'10", 2'8"  
■

Profiles  
626 ◆  
6'8": 3'6", 3'0"  
■

**Pembridge™**

Traditions  
TS6500 ◆  
6'8": 3'0", 2'10", 2'8"  
■

Profiles  
6500HD ◆  
6'8": 3'6", 3'0"  
■

**Axis.**

Traditions  
TS1651 ◆  
6'8": 3'0", 2'10", 2'8",  
2'6", 2'6" N  
■

Profiles  
1651HD ◆  
6'8": 3'6", 3'0"  
■

**Privacy / Low-E / Clear  
SDL**

128-SDLLE  
6'8": 3'6", 3'0"  
■ ◆  
128-SDL  
6'8": 3'6", 3'0"  
■

Profiles  
128XE-SDL  
6'8": 3'6", 3'0"  
■ ◆

**Privacy / Low-E / Clear  
SDL**

TS128-SDLLE  
6'8": 3'0", 2'10", 2'8"  
2'6", 2'6" N  
■ ◆  
TS128-SDL  
6'8": 3'0", 2'10", 2'8"  
■

Traditions  
TS128( )-SDL  
(XK, XE, XC)  
6'8": 3'0", 2'10", 2'8"  
■

**Low-E / Clear Fixed Grilles**

128-FXG  
6'8": 3'6", 3'0"  
■ ◆

Profiles  
128-FXGLE  
6'8": 3'6", 3'0"  
■ ◆ ◆

**Low-E / Clear Fixed Grilles**

TS128-FXG  
6'8": 3'0", 2'10", 2'8",  
2'6", 2'6" N  
■ ◆

Traditions  
TS128-FXGLE  
6'8": 3'0", 2'10", 2'8", 2'6", 2'6" N  
■ ◆ ◆

**Low-E / Clear Fixed Grilles**

108-FXG  
6'8": 3'6", 3'0"  
■ ◆

Profiles  
108-FXGLE  
6'8": 3'6", 3'0"  
■ ◆ ◆

**Low-E / Clear Fixed Grilles**

TS108-FXG  
6'8": 3'0", 2'10", 2'8"  
■ ◆

Profiles  
TS108-FXGLE  
6'8": 3'0", 2'10", 2'8", 2'6", 2'6" N  
■ ◆ ◆

**Low-E / Clear Internal  
Blinds**

130-RT  
6'8": 3'6", 3'0"  
■

Profiles  
130-RTLE  
6'8": 3'6", 3'0"  
■ ◆

**Low-E / Clear Internal  
Blinds**

TS130-RT  
6'8": 3'0", 2'10", 2'8", 2'6",  
2'6" N, 2'4"  
■

Traditions  
TS130-RTLE  
6'8": 3'0", 2'10", 2'8", 2'6", 2'6" N, 2'4"  
■ ◆

**Privacy / Low-E / Clear**

118-LE  
6'8": 3'6", 3'0"  
■ ◆  
118  
6'8": 3'6", 3'0"  
■

Profiles  
118( )  
(XK, XE, XC, XR, XN)  
6'8": 3'6", 3'0"  
■

**Privacy / Low-E / Clear**

TS118-LE  
6'8": 3'0", 2'10", 2'8"  
2'6", 2'6" N, 2'4", 2'0"  
■ ◆  
TS118  
6'8": 3'0", 2'10", 2'8"  
2'6", 2'6" N  
■

Traditions  
TS118( )  
(XK, XE, XC, XR, XN)  
6'8": 3'0", 2'10", 2'8"  
■

**Low-E / Clear GBG Flat**

Traditions  
TS1201-GBGFLE  
6'8": 3'0", 2'10", 2'8"  
■ ◆

Profiles  
1201-GBGFLE  
6'8": 3'6", 3'0"  
■ ◆

## Low-E / Clear GBG Flat



Traditions  
TS1202-GBGFWLE  
6'8": 3'0", 2'10", 2'8"



Profiles  
1202-GBGFWLE  
6'8": 3'6", 3'0"



## Low-E / Clear GBG Flat



1203-GBGFALE  
6'8": 3'6", 3'0"  
1203-GBGFW  
6'8": 3'6", 3'0"



Profiles  
1203-GBGFWLE  
6'8": 3'6", 3'0"



## Low-E / Clear GBG Flat



TS1203-GBGFALE  
6'8": 3'0", 2'10", 2'8"  
2'6", 2'6" N  
TS1203-GBGFW  
6'8": 3'0", 2'10", 2'8"



Traditions  
TS1203-GBGFWLE  
6'8": 3'0", 2'10", 2'8"



## Low-E / Clear GBG Flat



128-GBGFALE  
6'8": 3'6", 3'0"



Profiles  
128-GBGFWLE  
6'8": 3'6", 3'0"



## Low-E / Clear GBG Flat



TS128-GBGFALE  
6'8": 3'0", 2'10", 2'8"



Traditions  
TS128-GBGFWLE  
6'8": 3'0", 2'10", 2'8", 2'6", 2'6" N



## Low-E / Clear GBG Flat



TS108-GBGFA  
6'8": 3'0", 2'10", 2'8"  
2'6", 2'6" N  
TS108-GBGFBLE  
6'8": 3'0", 2'10", 2'8"  
2'6", 2'6" N  
TS108-GBGFW  
6'8": 3'0", 2'10", 2'8"  
2'6", 2'6" N



Traditions  
TS108-GBGFWLE  
6'8": 3'0", 2'10", 2'8", 2'6", 2'6" N



## Low-E / Clear GBG Flat



108-GBGFA  
6'8": 3'6", 3'0"  
108-GBGFBLE  
6'8": 3'6", 3'0"  
108-GBGFW  
6'8": 3'6", 3'0"



Profiles  
108-GBGFWLE  
6'8": 3'6", 3'0"



## GBG Flat Low-E / Clear



Traditions  
TS198-GBGFWLE  
6'8": 3'0", 2'10", 2'8"



Profiles  
198-GBGFWLE  
6'8": 3'6", 3'0"



# Steel 1/2 Glass



Profiles, Avonlea Glass, Door – 1034HD, Sidelites – 1031SLHD, Transom – AVRT

## Key

- ..... No Stile Lines
- ..... Flush-Glazed Glass
- ..... Vented Sidelite
- ◆ ..... Black Nickel
- ..... Brushed Nickel
- ◆ ..... Brass
- ✕ ..... Wrought Iron
- XK.....Reeded
- XG.....Geometric
- XE.....Satin Etch
- XC.....Chord
- XJ.....Chinchilla
- XR.....Rainglass
- XN.....Granite
- ☀ ..... Low-E
- CL.....Clear
- └ ..... Flat Frame
- 🔥 ..... 20-Minute Fire-Rated

## SIMULATED DIVIDED LITES

- 🏠 ..... Simulated Divided Lites
- 1 ..... 1.125" Flat Simulated Divided Lites
- 2 ..... 3.5" Flat Simulated Divided Lites
- 3 ..... 4.25" Flat Simulated Divided Lites
- 4 ..... 5.5" Flat Simulated Divided Lites
- 5 ..... 4.25" & 5.5" Flat Combo Simulated Divided Lites
- 6 ..... 1.6" Flat Simulated Divided Lites
- ..... Removable Wood Grilles
- ◆ ..... Fixed Grilles

## FLAT PROFILE GRILLES BETWEEN GLASS

- GBGFW ... Flat White Grilles Between Glass
- GBGFA..... Flat Almond Grilles Between Glass
- GBGFB..... Flat Bronze Grilles Between Glass
- GBGFK..... Flat Black Grilles Between Glass

## CONTOUR PROFILE GRILLES BETWEEN GLASS

- GBGCW ... Contour White Grilles Between Glass
- GBGCA..... Contour Almond Grilles Between Glass
- GBGCB..... Contour Bronze Grilles Between Glass
- GBGCK..... Contour Black Grilles Between Glass

## Blackstone.



Traditions  
TS309 ◆ ■  
6'8": 3'0", 2'10", 2'8"

## Blackstone.



Profiles  
1001HD ◆ ■  
6'8": 3'0"

## Crystalline™




Traditions  
TS926 ◆ ■  
6'8": 3'0", 2'10", 2'8"

## Crystalline™



Profiles  
991HD ◆ ■  
6'8": 3'0"

## Sedona



Traditions  
TS211 ◆ ■  
6'8": 3'0", 2'10", 2'8"

## Sedona



Profiles  
996HD ◆ ■  
6'8": 3'0"

## Salinas.



Traditions  
TS374 ✕  
6'8": 3'0", 2'10", 2'8"

## Salinas.



Profiles  
1002HD ✕  
6'8": 3'0"

# Steel 1/2 Glass

## Key

- ..... No Stile Lines
- ..... Flush-Glazed Glass
- ..... Vented Sidelite
- ◆ ..... Black Nickel
- ..... Brushed Nickel
- ◆ ..... Brass
- ✕ ..... Wrought Iron
- XK.....Reeded
- XG.....Geometric
- XE.....Satin Etch
- XC.....Chord
- XJ .....Chinchilla
- XR.....Rainglass
- XN.....Granite
- ☀ ..... Low-E
- CL.....Clear
- └ ..... Flat Frame
- 🔥 ..... 20-Minute Fire-Rated

## SIMULATED DIVIDED LITES

- ..... Simulated Divided Lites
- 1 ..... 1.125" Flat Simulated Divided Lites
- 2 ..... 3.5" Flat Simulated Divided Lites
- 3 ..... 4.25" Flat Simulated Divided Lites
- 4 ..... 5.5" Flat Simulated Divided Lites
- 5 ..... 4.25" & 5.5" Flat Combo Simulated Divided Lites
- 6 ..... 1.6" Flat Simulated Divided Lites
- ..... Removable Wood Grilles
- ◆ ..... Fixed Grilles

## FLAT PROFILE GRILLES BETWEEN GLASS

- GBGFW ...Flat White Grilles Between Glass
- GBGFA.....Flat Almond Grilles Between Glass
- GBGFB.....Flat Bronze Grilles Between Glass
- GBGFK.....Flat Black Grilles Between Glass

## CONTOUR PROFILE GRILLES BETWEEN GLASS

- GBGCW ...Contour White Grilles Between Glass
- GBGCA....Contour Almond Grilles Between Glass
- GBGCB....Contour Bronze Grilles Between Glass
- GBGCK....Contour Black Grilles Between Glass

### Maple Park.



**Traditions**  
TS963 ◆ ■ ■  
6'8": 3'0", 2'10", 2'8"

### Maple Park.



**Profiles**  
1011HD ◆ ■ ■  
6'8": 3'0"

### Avonlea.



**Traditions**  
TS1031 ◆  
6'8": 3'0", 2'10", 2'8"

### Avonlea.



**Profiles**  
1034HD ◆  
6'8": 3'0"

### Saratoga™



**Traditions**  
TS613 ◆ ■ ■  
6'8": 3'0", 2'10", 2'8", 2'6" N

### Saratoga™



**Profiles**  
988HD ◆ ■ ■  
6'8": 3'0"

### Wellesley™



**Traditions**  
TS623 ◆ ■ ■  
6'8": 3'0", 2'10", 2'8"

### Wellesley™



**Profiles**  
989HD ◆ ■ ■  
6'8": 3'0"

### Concorde™



**Traditions**  
TS426 ◆ ■ ■ ◆  
6'8": 3'0", 2'10", 2'8", 2'6" N

### Concorde™



**Profiles**  
999HD ◆ ■ ■ ◆  
6'8": 3'0"

### Kensington™




**Traditions**  
TS627 ◆ ■ ■  
6'8": 3'0", 2'10", 2'8"

### Kensington™



**Profiles**  
631HD ◆ ■ ■  
6'8": 3'0"

Note: Product images show exterior side of door.

**Pembridge™**

**Traditions**  
**TS6560** ♦  
 6'8": 3'0", 2'10", 2'8"

**Pembridge™**

**Profiles**  
**6565HD** ♦  
 6'8": 3'0"

**Axis.**

**Traditions**  
**TS1660** ♦  
 6'8": 3'0", 2'10", 2'8"

**Axis.**

**Profiles**  
**1657HD** ♦  
 6'8": 3'0"

**Frosted Images.**

**Traditions**  
**TS206E**  
 6'8": 3'0", 2'10", 2'8"

**Frosted Images.**

**Profiles**  
**985HD**  
 6'8": 3'0"

**Low-E / Clear Fixed Grilles**

**TS262-FXG**  
 6'8": 3'0", 2'10", 2'8", 2'6" N  
 ♦

**Traditions**  
**TS262-FXGLE**  
 6'8": 3'0", 2'10", 2'8", 2'6" N  
 ♦ ☀

**Low-E / Clear Fixed Grilles**

**982HD-FXG**  
 6'8": 3'0"  
 ♦

**Profiles**  
**982HD-FXGLE**  
 6'8": 3'0"  
 ♦ ☀

**Privacy / Low-E / Clear**

**TS206-LE**  
 6'8": 3'0", 2'10", 2'8", 2'6" N  
 ☀  
**TS206**  
 6'8": 3'0", 2'10", 2'8", 2'6" N

**Traditions**  
**TS206( )**  
 (XE, XC, XR)  
 6'8": 3'0", 2'10", 2'8"

**Privacy / Low-E / Clear**

**980HD-LE**  
 6'8": 3'0"  
 ☀  
**980HD**  
 6'8": 3'0"

**Profiles**  
**980HD( )**  
 (XE, XC, XR)  
 6'8": 3'0"

**Privacy / Low-E / Clear**

**104-LE**  
 6'8": 3'0"  
 ☀  
**104**  
 6'8": 3'0"

**Profiles**  
**104( )**  
 (XE, XC, XR)  
 6'8": 3'0"

**Privacy / Low-E / Clear**

**TS104-LE**  
 6'8": 3'0", 2'10", 2'8", 2'6"  
 ☀  
**TS104**  
 6'8": 3'0", 2'10", 2'8", 2'6"

**Traditions**  
**TS104( )**  
 6'8": 3'0", 2'10", 2'8"

**Low-E / Clear Internal Blinds**


**TS132-RT**  
 6'8": 3'0", 2'10", 2'8", 2'6" N  
 ☀  
**TS132-RTLE**  
 6'8": 3'0", 2'10", 2'8", 2'6" N  
 ☀

**Traditions**  
**TS132-RTLE**  
 6'8": 3'0", 2'10", 2'8", 2'6" N  
 ☀

**Low-E / Clear Internal Blinds**


**984HD-RT**  
 6'8": 3'0"  
 ☀  
**984HD-RTLE**  
 6'8": 3'0"  
 ☀

**Profiles**  
**984HD-RTLE**  
 6'8": 3'0"  
 ☀

**Low-E / Clear Internal Blinds**

**131-RT**  
 6'8": 3'0"  
 ☀  
**131-RTLE**  
 6'8": 3'0"  
 ☀

**Profiles**  
**131-RTLE**  
 6'8": 3'0"  
 ☀

**Low-E / Clear Internal Blinds**

**TS131-RT**  
 6'8": 3'0", 2'10", 2'8", 2'6"  
 ☀  
**TS131-RTLE**  
 6'8": 3'0", 2'10", 2'8", 2'6"  
 ☀

**Profiles**  
**TS131-RTLE**  
 6'8": 3'0", 2'10", 2'8", 2'6"  
 ☀

# Steel 1/2 Glass

## Key

- ..... No Stile Lines
- ..... Flush-Glazed Glass
- ..... Vented Sidelite
- ◆ ..... Black Nickel
- ..... Brushed Nickel
- ◆ ..... Brass
- ✕ ..... Wrought Iron
- XK.....Reeded
- XG.....Geometric
- XE.....Satin Etch
- XC.....Chord
- XJ.....Chinchilla
- XR.....Rainglass
- XN.....Granite
- ☀ ..... Low-E
- CL.....Clear
- ▤ ..... Flat Frame
- 🔥 ..... 20-Minute Fire-Rated

## SIMULATED DIVIDED LITES

- ▤ ..... Simulated Divided Lites
- 1 ..... 1.125" Flat Simulated Divided Lites
- 2 ..... 3.5" Flat Simulated Divided Lites
- 3 ..... 4.25" Flat Simulated Divided Lites
- 4 ..... 5.5" Flat Simulated Divided Lites
- 5 ..... 4.25" & 5.5" Flat Combo Simulated Divided Lites
- 6 ..... 1.6" Flat Simulated Divided Lites
- ▤ ..... Removable Wood Grilles
- ◆ ..... Fixed Grilles

## FLAT PROFILE GRILLES BETWEEN GLASS

- GBGFW ...Flat White Grilles Between Glass
- GBGFA.....Flat Almond Grilles Between Glass
- GBGFB.....Flat Bronze Grilles Between Glass
- GBGFK.....Flat Black Grilles Between Glass

## CONTOUR PROFILE GRILLES BETWEEN GLASS

- GBGCW ...Contour White Grilles Between Glass
- GBGCA.....Contour Almond Grilles Between Glass
- GBGCB.....Contour Bronze Grilles Between Glass
- GBGCK.....Contour Black Grilles Between Glass

## Screen Vented




**Traditions**  
**TS243**  
6'8": 3'0", 2'10", 2'8"

## Screen Vented



**Profiles**  
**1004HD**  
6'8": 3'0"

## Screen Vented



**Profiles**  
**137**  
6'8": 3'0"

**Traditions**  
**TS137**  
6'8": 3'0", 2'10", 2'8"

## Privacy / Low-E / Clear SDL



**TS262-SDLLE**  
6'8": 3'0", 2'10", 2'8"  
▤ ☀  
**TS262-SDL**  
6'8": 3'0", 2'10", 2'8"  
▤

## Privacy / Low-E / Clear SDL



**982HD-SDLLE**  
6'8": 3'0"  
▤ ☀  
**982HD-SDL**  
6'8": 3'0"  
▤

## Low-E / Clear GBG Flat




**TS262-GBGFBLE**  
6'8": 3'0", 2'10", 2'8"  
☀  
**TS262-GBGFW**  
6'8": 3'0", 2'10", 2'8", 2'6" N

## Low-E / Clear GBG Flat



**982HD-GBGFWLE**  
6'8": 3'0"  
☀

## Low-E / Clear Fixed Grilles



**Traditions**  
**TS115-FXG**  
6'8": 3'0", 2'10", 2'8", 2'6"  
◆

## Low-E GBG Flat



**Traditions**  
**TS1408-GBGFWLE**  
6'8": 3'0", 2'10", 2'8"  
☀

## Low-E GBG Flat



**Profiles**  
**1405HD-GBGFWLE**  
6'8": 3'0"  
☀

## Low-E / Clear



**TS105**  
6'8": 3'0", 2'10", 2'8", 2'6"  
☀

## Low-E / Clear



**Profiles**  
**105-LE**  
6'8": 3'0"  
☀

Note: Product images show exterior

**Blackstone.**

Traditions  
TS311 ◆ ■ ■  
6'8": 3'0", 2'10", 2'8", 2'6" N

**Crystalline™**

Traditions  
TS930 ■ ■  
6'8": 3'0", 2'10", 2'8", 2'6" N

**Maple Park.**

Traditions  
TS964 ◆ ■ ■  
6'8": 3'0", 2'10", 2'8", 2'6" N

**Saratoga™**

Traditions  
TS615 ◆ ■ ■  
6'8": 3'0", 2'10", 2'8", 2'6" N

**Wellesley™**

Traditions  
TS625 ■ ■  
6'8": 3'0", 2'10", 2'8", 2'6" N

**Concorde™**

Traditions  
TS430 ◆ ■ ■  
6'8": 3'0", 2'10", 2'8", 2'6" N

**Kensington™**

Traditions  
TS629 ◆ ■ ■  
6'8": 3'0", 2'10", 2'8", 2'6" N

**Axis.**

Traditions  
TS1662 ◆  
6'8": 3'0", 2'10", 2'8", 2'6" N

**Frosted Images.**

Traditions  
TS289E  
6'8": 3'0", 2'10", 2'8", 2'6" N

**Low-E / Clear Fixed Grilles**

TS263-FXG  
6'8": 3'0", 2'10", 2'8", 2'6" N

Traditions  
TS263-FXGLE  
6'8": 3'0", 2'10", 2'8", 2'6" N  
◆ ☀

**Privacy / Low-E / Clear**

Traditions  
TS289(\_\_\_\_)  
(XE, XR)  
6'8": 3'0", 2'10", 2'8", 2'6" N

Traditions  
TS289-LE  
6'8": 3'0", 2'10", 2'8", 2'6" N  
☀  
TS289  
6'8": 3'0", 2'10", 2'8", 2'6" N

**Low-E GBG Flat**

Traditions  
TS263-GBGFWLE  
6'8": 3'0", 2'10", 2'8", 2'6" N  
☀

**Clear GBG Flat**

Traditions  
TS1411-GBGFA  
6'8": 3'0", 2'10", 2'8", 2'6" N

# Steel

## Minimal Glass & Solid Panel



Maple Park glass

Key

- No Stile Lines
- Flush-Glazed Glass
- Vented Sidelite
- Black Nickel
- Brushed Nickel
- Brass
- Wrought Iron
- XK.....Reeded
- XG.....Geometric
- XE.....Satin Etch
- XC.....Chord
- XJ.....Chinchilla
- XR.....Rainglass
- XN.....Granite
- Low-E
- Clear
- Flat Frame
- 20-Minute Fire-Rated

SIMULATED DIVIDED LITES

- Simulated Divided Lites
- 1.125" Flat Simulated Divided Lites
- 3.5" Flat Simulated Divided Lites
- 4.25" Flat Simulated Divided Lites
- 5.5" Flat Simulated Divided Lites
- 4.25" & 5.5" Flat Combo Simulated Divided Lites
- 1.6" Flat Simulated Divided Lites
- Removable Wood Grilles
- Fixed Grilles

FLAT PROFILE GRILLES BETWEEN GLASS

- GBGFW ...Flat White Grilles Between Glass
- GBGFA.....Flat Almond Grilles Between Glass
- GBGFB.....Flat Bronze Grilles Between Glass
- GBGFK.....Flat Black Grilles Between Glass

CONTOUR PROFILE GRILLES BETWEEN GLASS

- GBGCW ...Contour White Grilles Between Glass
- GBGCA.....Contour Almond Grilles Between Glass
- GBGCB.....Contour Bronze Grilles Between Glass
- GBGCK.....Contour Black Grilles Between Glass

Maple Park.



Traditions  
TS736  
6'8": 3'0"

Saratoga™



Traditions  
TS707  
6'8": 3'0"

Concorde™



Traditions  
TS735  
6'8": 3'0"

Fixed Grilles



Traditions  
TS704-FXG  
6'8": 3'0"

Low-E / Clear



Traditions  
TS708-LE  
6'8": 3'0"

TS708  
6'8": 3'0"

Concorde™



Traditions  
TS454  
6'8": 3'0"

Low-E / Clear Fixed Grilles



Traditions  
TS255-FXGLE  
6'8": 3'0"

TS255-FXG  
6'8": 3'0"

Clear



Traditions  
TS256  
6'8": 3'0"

**Fixed Grilles**

**Traditions**  
**TS236-FXG**  
 6'8": 3'0", 2'10", 2'8"  
 ◆

**Pembridge™**

**Traditions**  
**TS6570** ◆  
 6'8": 3'0", 2'8", 2'6" N

**Axis.**

**Traditions**  
**TS1643** ◆  
 6'8": 3'0", 2'10", 2'8", 2'6" N

**Privacy / Low-E / Clear**

**TS296-LE**  
 6'8": 3'0", 2'10", 2'8", 2'6" N



**TS296**  
 6'8": 3'0", 2'10", 2'8", 2'6" N


**Traditions**  
**TS296( )**  
 (XE, XC, XJ, XR, XN)  
 6'8": 3'0", 2'10", 2'8", 2'6" N

**2 Panel**

**Profiles**  
**978HD**  
 6'8": 3'0"

**6 Panel**

**Traditions**  
**TS210**  
 6'8": 3'0", 2'10", 2'8", 2'6" N

**Flush Panel**

**Profiles**  
**100**  
 6'8": 3'6", 3'0"

**Traditions**  
**TS100**  
 6'8": 3'0", 2'10", 2'8",  
 2'6", 2'4", 2'0"

Steel  
8'0" Full and 1/2 Glass



Salinas glass

Key

- .....No Stile Lines
- .....Flush-Glazed Glass
- .....Vented Sidelite
- .....Black Nickel
- .....Brushed Nickel
- .....Brass
- .....Wrought Iron
- XK.....Reeded
- XG.....Geometric
- XE.....Satin Etch
- XC.....Chord
- XJ.....Chinchilla
- XR.....Rainglass
- XN.....Granite
- .....Low-E
- CL.....Clear
- .....Flat Frame
- .....20-Minute Fire-Rated

SIMULATED DIVIDED LITES

- .....Simulated Divided Lites
- 1.....1.125" Flat Simulated Divided Lites
- 2.....3.5" Flat Simulated Divided Lites
- 3.....4.25" Flat Simulated Divided Lites
- 4.....5.5" Flat Simulated Divided Lites
- 5.....4.25" & 5.5" Flat Combo Simulated Divided Lites
- 6.....1.6" Flat Simulated Divided Lites
- .....Removable Wood Grilles
- .....Fixed Grilles

FLAT PROFILE GRILLES BETWEEN GLASS

- GBGFW ....Flat White Grilles Between Glass
- GBGFA.....Flat Almond Grilles Between Glass
- GBGFB.....Flat Bronze Grilles Between Glass
- GBGFK.....Flat Black Grilles Between Glass

CONTOUR PROFILE GRILLES BETWEEN GLASS

- GBGCW ...Contour White Grilles Between Glass
- GBGCA....Contour Almond Grilles Between Glass
- GBGCB....Contour Bronze Grilles Between Glass
- GBGCK....Contour Black Grilles Between Glass

Blackstone.



Traditions  
816 8'0": 3'0", 2'8"

Crystalline™



Traditions  
814 8'0": 3'0", 2'8"

Salinas.



Traditions  
817 8'0": 3'0", 2'8"

Wellesley™



Traditions  
821 8'0": 3'0", 2'8"

Concorde™



Traditions  
820 8'0": 3'0", 2'8"

Axis.



Traditions  
81651 8'0": 3'0", 2'8"

Privacy / Low-E / Clear



Traditions  
818(XK, XE, XJ)  
8'0": 3'0", 2'8"

818-LE  
8'0": 3'0", 2'8", 2'6"

818  
8'0": 3'0", 2'8", 2'6"

Internal Blinds



Traditions  
829-RT  
8'0": 3'0", 2'8", 2'6"

829-RTLE  
8'0": 3'0", 2'8", 2'6"

**Fixed Grilles**

808-FXG  
8'0": 3'0", 2'8"

Traditions  
808-FXGLE  
8'0": 3'0", 2'8"  
◆ ◆

**GBG Flat**

Traditions  
828-GBGFWLE  
8'0": 3'0", 2'8"  
◆

**GBG Flat**

808-GBGFW  
8'0": 3'0", 2'8"

Traditions  
808-GBGFWLE  
8'0": 3'0", 2'8"  
◆

**8'0" 1/2 Glass****Blackstone.**

Traditions  
8309 ◆ ◆  
8'0": 3'0"

**Crystalline™**

Traditions  
8926 ◆  
8'0": 3'0"

**Sedona**

Traditions  
8211 ◆ ◆  
8'0": 3'0"

**Salinas.**

Traditions  
8374 ✗  
8'0": 3'0"

**Maple Park.**

Traditions  
8963 ◆ ◆  
8'0": 3'0"

**Avonlea.**

Traditions  
81031 ◆  
8'0": 3'0"

**Saratoga™**

Traditions  
8613 ◆ ◆  
8'0": 3'0"

**Wellesley™**

Traditions  
8623 ◆ ◆  
8'0": 3'0"

**Concorde™**

Traditions  
8426 ◆ ◆  
8'0": 3'0"

**Kensington™**

Traditions  
8627 ◆ ◆  
8'0": 3'0"

**Axis.**

Traditions  
81660 ◆  
8'0": 3'0"

**Privacy / Low-E / Clear**

Traditions  
8206XE  
(XE, XC, XJ, XR, XN)  
8'0": 3'0"

8206-LE  
8'0": 3'0"  
◆  
8206  
8'0": 3'0"

# Steel

## 8'0" 1/2 Glass, Minimal Glass & Solid Panel

### Key

- ..... No Stile Lines
- ..... Flush-Glazed Glass
- ..... Vented Sidelite
- ◆ ..... Black Nickel
- ..... Brushed Nickel
- ◆ ..... Brass
- ✕ ..... Wrought Iron
- XK.....Reeded
- XG.....Geometric
- XE.....Satin Etch
- XC.....Chord
- XJ.....Chinchilla
- XR.....Rainglass
- XN.....Granite
- ☀ ..... Low-E
- CL.....Clear
- └ ..... Flat Frame
- 🔥 ..... 20-Minute Fire-Rated

### SIMULATED DIVIDED LITES

- 📖 ..... Simulated Divided Lites
- 1 ..... 1.125" Flat Simulated Divided Lites
- 2 ..... 3.5" Flat Simulated Divided Lites
- 3 ..... 4.25" Flat Simulated Divided Lites
- 4 ..... 5.5" Flat Simulated Divided Lites
- 5 ..... 4.25" & 5.5" Flat Combo Simulated Divided Lites
- 6 ..... 1.6" Flat Simulated Divided Lites
- ..... Removable Wood Grilles
- ◆ ..... Fixed Grilles

### FLAT PROFILE GRILLES BETWEEN GLASS

- GBGFW ...Flat White Grilles Between Glass
- GBGFA.....Flat Almond Grilles Between Glass
- GBGFB.....Flat Bronze Grilles Between Glass
- GBGFK.....Flat Black Grilles Between Glass

### CONTOUR PROFILE GRILLES BETWEEN GLASS

- GBGCW ...Contour White Grilles Between Glass
- GBGCA.....Contour Almond Grilles Between Glass
- GBGCB.....Contour Bronze Grilles Between Glass
- GBGCK.....Contour Black Grilles Between Glass

### Low-E / Clear GBG Flat



8322-GBGFALE  
8'0": 3'0"  
☀

8322-GBGFW  
8'0": 3'0"

Traditions  
8322-GBGFWLE  
8'0": 3'0"  
☀

### Low-E GBG Flat



Traditions  
8323-GBGFWLE  
8'0": 3'0"  
☀

### Low-E / Clear GBG Flat



8321-GBGFALE  
8'0": 3'0"  
☀

8321-GBGFA  
8'0": 3'0"

8321-GBGFW  
8'0": 3'0"

Traditions  
8321-GBGFWLE  
8'0": 3'0"  
☀

### Low-E / Clear SDL



8321-SDL  
8'0": 3'0"  
📖

Traditions  
8321-SDLLE  
8'0": 3'0"  
📖 ☀

### Low-E Internal Blinds



Traditions  
8132-RTLLE  
8'0": 3'0"  
☀

### Axis.



Traditions  
81643 ◆  
8'0": 3'0"

## 8'0" Minimal Glass

### Maple Park.



Traditions  
8736 ◆  
8'0": 3'0"

### Saratoga™



Traditions  
8707 ◆  
8'0": 3'0"

### Concorde™



Traditions  
8735 ◆ ■  
8'0": 3'0"

### Fixed Grilles



Traditions  
8704-FXG  
8'0": 3'0"  
◆

### Low-E / Clear



Traditions  
8708-LE  
8'0": 3'0"  
☀

### Fixed Grilles



Traditions  
8317-FXG  
8'0": 3'0"  
◆

## Privacy



**Traditions**  
**896XE**  
(XE, XC, XJ, XR, XN)  
8'0": 3'0"

## 6 Panel Flush



**Traditions**  
**810**  
8'0": 3'0"

## 8'0" Solid Panel

### Flush Panel



**Traditions**  
**800**  
8'0": 3'0", 2'8", 2'6"





Blackstone glass in black nickel.

## Key

- ..... No Stile Lines
- ..... Flush-Glazed Glass
- ..... Vented Sidelite
- ◆ ..... Black Nickel
- ..... Brushed Nickel
- ◆ ..... Brass
- ✕ ..... Wrought Iron
- XK.....Reeded
- XG.....Geometric
- XE.....Satin Etch
- XC.....Chord
- XJ.....Chinchilla
- XR.....Rainglass
- XN.....Granite
- ☀ ..... Low-E
- CL.....Clear
- └ ..... Flat Frame
- 🔥 ..... 20-Minute Fire-Rated

## SIMULATED DIVIDED LITES

- ..... Simulated Divided Lites
- 1 ..... 1.125" Flat Simulated Divided Lites
- 2 ..... 3.5" Flat Simulated Divided Lites
- 3 ..... 4.25" Flat Simulated Divided Lites
- 4 ..... 5.5" Flat Simulated Divided Lites
- 5 ..... 4.25" & 5.5" Flat Combo Simulated Divided Lites
- 6 ..... 1.6" Flat Simulated Divided Lites
- > ..... Removable Wood Grilles
- ◆ ..... Fixed Grilles

## FLAT PROFILE GRILLES BETWEEN GLASS

- GBGFW .... Flat White Grilles Between Glass
- GBGFA .... Flat Almond Grilles Between Glass
- GBGFB .... Flat Bronze Grilles Between Glass
- GBGFK .... Flat Black Grilles Between Glass

## CONTOUR PROFILE GRILLES BETWEEN GLASS

- GBGCW .... Contour White Grilles Between Glass
- GBGCA .... Contour Almond Grilles Between Glass
- GBGCB .... Contour Bronze Grilles Between Glass
- GBGCK .... Contour Black Grilles Between Glass

## Sedona



Profiles  
2SN-FF └ ◆  
6'8": 3'6", 3'0"

## Saratoga™



Profiles  
2SG-FF └ ◆ ■  
6'8": 3'6", 3'0"

## Pembridge™




Profiles  
2PB-FF └ ◆  
6'8": 3'6", 3'0"

## Axis.



Profiles  
2AX-FF └ ◆  
6'8": 3'6", 3'0"

## Reeded



Profiles  
2( )-FF └ ◆  
(XK, XG, XE, XC, XJ, XR, XN)  
6'8": 3'6", 3'0"

## Blackstone.



Profiles  
1LBS ◆ ■  
6'8": 3'6", 3'0"

## Blackstone.



Profiles  
1BS ◆ ■  
6'8": 3'6", 3'0"


## Blackstone.



Profiles  
1RBS ◆ ■  
6'8": 3'6", 3'0"

**Crystalline™**

Profiles  
1LBL   
6'8": 3'6", 3'0"

**Crystalline™**

Profiles  
1BL   
6'8": 3'6", 3'0"


**Crystalline™**

Profiles  
1RBL   
6'8": 3'6", 3'0"

**Sedona**


1LSN-FF   
6'8": 3'6", 3'0"

Profiles  
1LSN   
6'8": 3'6", 3'0"

**Sedona**

1SN-FF   
6'8": 3'6", 3'0"

Profiles  
1SN   
6'8": 3'6", 3'0"

**Sedona**

1RSN-FF   
6'8": 3'6", 3'0"

Profiles  
1RSN   
6'8": 3'6", 3'0"

**Salinas.**

Profiles  
1LSA   
6'8": 3'6", 3'0"

**Salinas.**

Profiles  
1SA   
6'8": 3'6", 3'0"

**Salinas.**


Profiles  
1RSA   
6'8": 3'6", 3'0"

**Saratoga™**

Profiles  
1LSG   
6'8": 3'6", 3'0"

**Saratoga™**

Profiles  
1SG   
6'8": 3'6", 3'0"

**Saratoga™**

Profiles  
1RSG   
6'8": 3'6", 3'0"

**Axis.**

1LAX-FF   
6'8": 3'6", 3'0"

Profiles  
1LAX   
6'8": 3'6", 3'0"

**Axis.**

1AX-FF   
6'8": 3'6", 3'0"

Profiles  
1AX   
6'8": 3'6", 3'0"

**Axis.**

1RAX-FF   
6'8": 3'6", 3'0"

Profiles  
1RAX   
6'8": 3'6", 3'0"

**Privacy / Low-E / Clear**

1L( )-FF   
(XK, XG, XE, XC, XJ, XR, XN)  
6'8": 3'6", 3'0"

1LCL-LE  
6'8": 3'6", 3'0"



1LCL-FFLE   
6'8": 3'6", 3'0"



1LCL  
6'8": 3'6", 3'0"

Profiles  
1L( )  
(XK, XE, XC, XJ, XR)  
6'8": 3'6", 3'0"

## Key

- ..... No Stile Lines
- ..... Flush-Glazed Glass
- ..... Vented Sidelite
- ◆ ..... Black Nickel
- ..... Brushed Nickel
- ◆ ..... Brass
- ✕ ..... Wrought Iron
- XK.....Reeded
- XG.....Geometric
- XE.....Satin Etch
- XC.....Chord
- XJ.....Chinchilla
- XR.....Rainglass
- XN.....Granite
- ☀ ..... Low-E
- CL.....Clear
- └ ..... Flat Frame
- 🔥 ..... 20-Minute Fire-Rated

## SIMULATED DIVIDED LITES

- ..... Simulated Divided Lites
- 1 ..... 1.125" Flat Simulated Divided Lites
- 2 ..... 3.5" Flat Simulated Divided Lites
- 3 ..... 4.25" Flat Simulated Divided Lites
- 4 ..... 5.5" Flat Simulated Divided Lites
- 5 ..... 4.25" & 5.5" Flat Combo Simulated Divided Lites
- 6 ..... 1.6" Flat Simulated Divided Lites
- > ..... Removable Wood Grilles
- ◆ ..... Fixed Grilles

## FLAT PROFILE GRILLES BETWEEN GLASS

- GBGFW ...Flat White Grilles Between Glass
- GBGFA.....Flat Almond Grilles Between Glass
- GBGFB.....Flat Bronze Grilles Between Glass
- GBGFK.....Flat Black Grilles Between Glass

## CONTOUR PROFILE GRILLES BETWEEN GLASS

- GBGCW ...Contour White Grilles Between Glass
- GBGCA.....Contour Almond Grilles Between Glass
- GBGCB.....Contour Bronze Grilles Between Glass
- GBGCK.....Contour Black Grilles Between Glass

## Privacy / Low-E / Clear



- 1(└)-FF └  
(XK, XG, XE, XC, XJ, XR, XN)  
6'8": 3'6", 3'0"
- 1CL-LE ☀  
6'8": 3'6", 3'0"
- 1CL-FFLE └  
6'8": 3'6", 3'0"
- 1CL ☀  
6'8": 3'6", 3'0"

### Profiles

- 1(└)  
(XK, XE, XC, XJ, XR)  
6'8": 3'6", 3'0"

## Privacy / Low-E / Clear



- 1R(└)-FF └  
(XK, XG, XE, XC, XJ, XR, XN)  
6'8": 3'6", 3'0"
- 1RCL-LE ☀  
6'8": 3'6", 3'0"
- 1RCL-FFLE └  
6'8": 3'6", 3'0"
- 1RCL ☀  
6'8": 3'6", 3'0"

### Profiles

- 1R(└)  
(XK, XE, XC, XJ, XR)  
6'8": 3'6", 3'0"

## Pembridge™



### Profiles

- 4LPB ◆  
6'8": 3'6", 3'0"

## Pembridge™



### Profiles

- 4PB ◆  
6'8": 3'6", 3'0"

## Pembridge™



### Profiles

- 4RPB ◆  
6'8": 3'6", 3'0"

## Pembridge™



### Profiles

- 5LPB ◆  
6'8": 3'6", 3'0"

## Pembridge™



### Profiles

- 5PB ◆  
6'8": 3'6", 3'0"

## Pembridge™



### Profiles

- 5RPB ◆  
6'8": 3'6", 3'0"

## Pembridge™



### Profiles

- 9LPB ◆  
6'8": 3'6", 3'0"

## Pembridge™



### Profiles

- 9PB ◆  
6'8": 3'6", 3'0"

## Pembridge™



### Profiles

- 9RPB ◆  
6'8": 3'6", 3'0"

## Pembridge™



### Profiles


- 8LPB ◆  
6'8": 3'6", 3'0"

## Pembridge™



Profiles  
8PB ♦  
6'8": 3'6", 3'0"

## Pembridge™



Profiles  
8RPB ♦  
6'8": 3'6", 3'0"

## Axis.



Profiles  
4LAX ♦  
6'8": 3'6", 3'0"

4LAX -FF ♦  
6'8": 3'6", 3'0"


## Axis.



Profiles  
4AX ♦  
6'8": 3'6", 3'0"

4AX -FF ♦  
6'8": 3'6", 3'0"


## Axis.



Profiles  
4RAX ♦  
6'8": 3'6", 3'0"

4RAX -FF ♦  
6'8": 3'6", 3'0"


## Axis.



Profiles  
5LAX ♦  
6'8": 3'6", 3'0"

5LAX -FF ♦  
6'8": 3'6", 3'0"


## Axis.



Profiles  
5AX ♦  
6'8": 3'6", 3'0"

5AX -FF ♦  
6'8": 3'6", 3'0"


## Axis.



Profiles  
5RAX ♦  
6'8": 3'6", 3'0"

5RAX -FF ♦  
6'8": 3'6", 3'0"


## Axis.



Profiles  
9LAX ♦  
6'8": 3'6", 3'0"

9LAX -FF ♦  
6'8": 3'6", 3'0"


## Axis.



Profiles  
9AX ♦  
6'8": 3'6", 3'0"

9AX -FF ♦  
6'8": 3'6", 3'0"

## Axis.



Profiles  
9RAX ♦  
6'8": 3'6", 3'0"

9RAX -FF ♦  
6'8": 3'6", 3'0"


## Axis.



Profiles  
8LAX ♦  
6'8": 3'6", 3'0"

8LAX -FF ♦  
6'8": 3'6", 3'0"


## Axis.



Profiles  
8AX ♦  
6'8": 3'6", 3'0"

8AX -FF ♦  
6'8": 3'6", 3'0"

## Axis.



Profiles  
8RAX ♦  
6'8": 3'6", 3'0"

8RAX -FF ♦  
6'8": 3'6", 3'0"

## Privacy / Low-E / Clear



Profiles  
4L( ) ♦  
(XE, XC, XJ, XR, XN)  
6'8": 3'6", 3'0"

4L( ) -FF ♦  
(XK, XG, XE, XC, XJ, XR, XN)  
6'8": 3'6", 3'0"

4LCL -LE  
6'8": 3'6", 3'0"

4LCL  
6'8": 3'6", 3'0"

4LCL -FF ♦  
6'8": 3'6", 3'0"

4LCL -FFLE ♦  
6'8": 3'6", 3'0"

## Privacy / Low-E / Clear



Profiles  
4( ) ♦  
(XE, XC, XJ, XR, XN)  
6'8": 3'6", 3'0"

4( ) -FF ♦  
(XK, XG, XE, XC, XJ, XR, XN)  
6'8": 3'6", 3'0"


4CL -LE  
6'8": 3'6", 3'0"

4CL  
6'8": 3'6", 3'0"

4CL -FF ♦  
6'8": 3'6", 3'0"

4CL -FFLE ♦  
6'8": 3'6", 3'0"


## Privacy / Low-E / Clear



## Profiles

4R( )  
(XE, XC, XJ, XR, XN)  
6'8": 3'6", 3'0"


## Privacy / Low-E / Clear



## Profiles

5L( )  
(XE, XC, XJ, XR, XN)  
6'8": 3'6", 3'0"


## Privacy / Low-E / Clear



## Profiles

5( )  
(XE, XC, XJ, XR, XN)  
6'8": 3'6", 3'0"

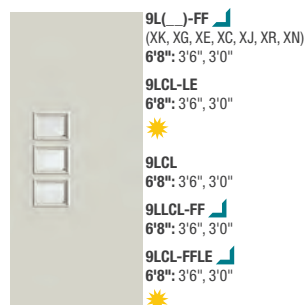
## Privacy / Low-E / Clear



## Profiles

5R( )  
(XE, XC, XJ, XR, XN)  
6'8": 3'6", 3'0"

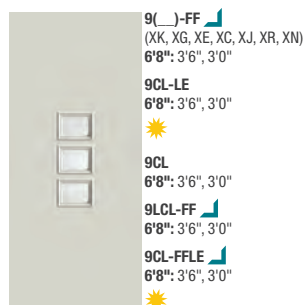
## Privacy / Low-E / Clear



## Profiles

9L( )  
(XE, XC, XJ, XR, XN)  
6'8": 3'6", 3'0"

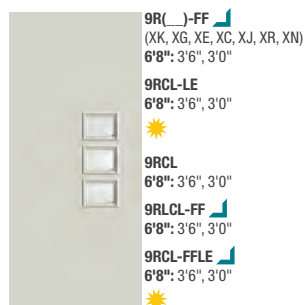
## Privacy / Low-E / Clear



## Profiles

9( )  
(XE, XC, XJ, XR, XN)  
6'8": 3'6", 3'0"


## Privacy / Low-E / Clear



## Profiles

9R( )  
(XE, XC, XJ, XR, XN)  
6'8": 3'6", 3'0"

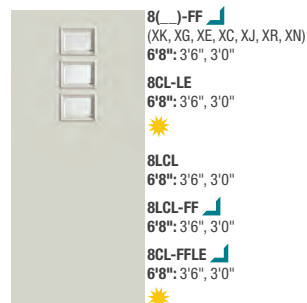
## Privacy / Low-E / Clear



## Profiles

8L( )  
(XE, XC, XJ, XR, XN)  
6'8": 3'6", 3'0"

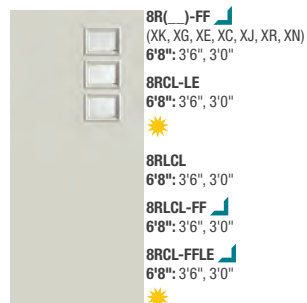
## Privacy / Low-E / Clear



## Profiles

8( )  
(XE, XC, XJ, XR, XN)  
6'8": 3'6", 3'0"

## Privacy / Low-E / Clear



## Profiles

8R( )  
(XE, XC, XJ, XR, XN)  
6'8": 3'6", 3'0"

# 8'0" Pulse Steel



Sedona glass in black nickel.

## Key

- ..... No Stile Lines
- ..... Flush-Glazed Glass
- ..... Vented Sidelite
- ◆ ..... Black Nickel
- ..... Brushed Nickel
- ◆ ..... Brass
- ✕ ..... Wrought Iron
- XK.....Reeded
- XG.....Geometric
- XE.....Satin Etch
- XC.....Chord
- XJ.....Chinchilla
- XR.....Rainglass
- XN.....Granite
- ☀ ..... Low-E
- CL.....Clear
- └┐ ..... Flat Frame
- 🔥 ..... 20-Minute Fire-Rated

## SIMULATED DIVIDED LITES

- ▮ ..... Simulated Divided Lites
- 1 ..... 1.125" Flat Simulated Divided Lites
- 2 ..... 3.5" Flat Simulated Divided Lites
- 3 ..... 4.25" Flat Simulated Divided Lites
- 4 ..... 5.5" Flat Simulated Divided Lites
- 5 ..... 4.25" & 5.5" Flat Combo Simulated Divided Lites
- 6 ..... 1.6" Flat Simulated Divided Lites
- ..... Removable Wood Grilles
- ◆ ..... Fixed Grilles

## FLAT PROFILE GRILLES BETWEEN GLASS

- GBGFW .... Flat White Grilles Between Glass
- GBGFA .... Flat Almond Grilles Between Glass
- GBGFB .... Flat Bronze Grilles Between Glass
- GBGFK .... Flat Black Grilles Between Glass

## CONTOUR PROFILE GRILLES BETWEEN GLASS

- GBGCW .... Contour White Grilles Between Glass
- GBGCA .... Contour Almond Grilles Between Glass
- GBGCB .... Contour Bronze Grilles Between Glass
- GBGCK .... Contour Black Grilles Between Glass

## Sedona



TS83SN-FF ◆  
8'0": 3'0", 2'8"

Traditions  
TS83SN ◆ ■ ■  
8'0": 3'0", 2'8"

## Saratoga™



TS83SG-FF ◆ ■ ■  
8'0": 3'0", 2'8"

Traditions  
TS83SG ◆ ■ ■  
8'0": 3'0", 2'8"

## Pembridge™



Traditions  
TS83PB-FF ◆  
8'0": 3'0", 2'8"

## Axis.



TS83AX-FF ◆  
8'0": 3'0", 2'8"

Traditions  
TS83AX ◆  
8'0": 3'0", 2'8"

## Privacy / Low-E / Clear



TS83( )-FF └┐  
(XK, XG, XE, XC, XJ, XR, XN)  
8'0": 3'0", 2'8"

TS83CL-LE  
8'0": 3'0", 2'8"

☀  
TS83CL-FFLE └┐  
8'0": 3'0", 2'8"

Traditions  
TS83( )  
(XK, XE, XC, XJ, XR, XN)  
8'0": 3'0", 2'8"

## Crystalline™



Traditions  
TS81LBL ■ ■  
8'0": 3'0", 2'8", 2'6"

## Crystalline™



Traditions  
TS81BL ■ ■  
8'0": 3'0", 2'8", 2'6"

## Crystalline™



Traditions  
TS81RBL ■ ■  
8'0": 3'0", 2'8", 2'6"

# 8'0" Pulse Steel

## Key

- ..... No Stile Lines
- ..... Flush-Glazed Glass
- ..... Vented Sidelite
- ◆ ..... Black Nickel
- ..... Brushed Nickel
- ◆ ..... Brass
- ✕ ..... Wrought Iron
- XK.....Reeded
- XG.....Geometric
- XE.....Satin Etch
- XC.....Chord
- XJ.....Chinchilla
- XR.....Rainglass
- XN.....Granite
- ☀ ..... Low-E
- CL.....Clear
- └ ..... Flat Frame
- 🔥 ..... 20-Minute Fire-Rated

## SIMULATED DIVIDED LITES

- ..... Simulated Divided Lites
- 1 ..... 1.125" Flat Simulated Divided Lites
- 2 ..... 3.5" Flat Simulated Divided Lites
- 3 ..... 4.25" Flat Simulated Divided Lites
- 4 ..... 5.5" Flat Simulated Divided Lites
- 5 ..... 4.25" & 5.5" Flat Combo Simulated Divided Lites
- 6 ..... 1.6" Flat Simulated Divided Lites
- ..... Removable Wood Grilles
- ◆ ..... Fixed Grilles

## FLAT PROFILE GRILLES BETWEEN GLASS

- GBGFW ...Flat White Grilles Between Glass
- GBGFA.....Flat Almond Grilles Between Glass
- GBGFB.....Flat Bronze Grilles Between Glass
- GBGFK.....Flat Black Grilles Between Glass

## CONTOUR PROFILE GRILLES BETWEEN GLASS

- GBGCW ...Contour White Grilles Between Glass
- GBGCA....Contour Almond Grilles Between Glass
- GBGCB....Contour Bronze Grilles Between Glass
- GBGCK....Contour Black Grilles Between Glass

## Axis.



TS81LAX-FF └ ◆  
8'0": 3'0", 2'8", 2'6"

Traditions  
TS81LAX ◆  
8'0": 3'0", 2'8", 2'6"

## Axis.



Traditions  
TS81AX ◆  
8'0": 3'0", 2'8", 2'6"

## Axis.



Traditions  
TS81RAX ◆  
8'0": 3'0", 2'8", 2'6"

## Salinas.



Traditions  
TS81LSA ✕  
8'0": 3'0", 2'8", 2'6"

## Salinas.



Traditions  
TS81SA ✕  
8'0": 3'0", 2'8", 2'6"

## Salinas.



Traditions  
TS81RSA ✕  
8'0": 3'0", 2'8", 2'6"

## Privacy / Low-E / Clear



TS81L( )-FF └  
(XK, XG, XE, XC, XR, XN)  
8'0": 3'0", 2'8", 2'6"

TS81LCL-LE ☀  
8'0": 3'0", 2'8", 2'6"

TS81LCL-FFLE ☀  
8'0": 3'0", 2'8", 2'6"

TS81LCL-FF └  
8'0": 3'0", 2'8", 2'6"

TS81LCL  
8'0": 3'0", 2'8", 2'6"

Traditions  
TS81L( )  
(XK, XE, XC, XJ)  
8'0": 3'0", 2'8", 2'6"

## Privacy / Low-E / Clear



TS81( )-FF └  
(XK, XG, XE, XC, XR, XN)  
8'0": 3'0", 2'8", 2'6"

TS81CL-LE ☀  
8'0": 3'0", 2'8", 2'6"

TS81CL-FFLE ☀  
8'0": 3'0", 2'8", 2'6"

TS81CL-FF └  
8'0": 3'0", 2'8", 2'6"

TS81CL  
8'0": 3'0", 2'8", 2'6"

Traditions  
TS81( )  
(XK, XE, XC, XJ)  
8'0": 3'0", 2'8", 2'6"

## Privacy / Low-E / Clear



TS81R( )-FF └  
(XK, XG, XE, XC, XR, XN)  
8'0": 3'0", 2'8", 2'6"

TS81RCL-LE ☀  
8'0": 3'0", 2'8", 2'6"

TS81RCL-FFLE ☀  
8'0": 3'0", 2'8", 2'6"

TS81RCL-FF └  
8'0": 3'0", 2'8", 2'6"

TS81RCL  
8'0": 3'0", 2'8", 2'6"

Traditions  
TS81R( )  
(XK, XE, XC, XJ)  
8'0": 3'0", 2'8", 2'6"

## Pembridge™



Traditions  
TS84LPB ◆  
8'0": 3'0", 2'8", 2'6"

## Pembridge™



Traditions  
TS84PB ◆  
8'0": 3'0", 2'8", 2'6"

## Pembridge™



Traditions  
TS84RPB ◆  
8'0": 3'0", 2'8", 2'6"

Note: Product images show exterior  
160 side of door.

## Pembridge™




Traditions  
TS85LPB ◆  
8'0": 3'0", 2'8", 2'6"

## Pembridge™



Traditions  
TS85PB ◆  
8'0": 3'0", 2'8", 2'6"

## Pembridge™



Traditions  
TS85RPB ◆  
8'0": 3'0", 2'8", 2'6"

## Pembridge™



Traditions  
TS86LPB ◆  
8'0": 3'0", 2'8", 2'6"

## Pembridge™



Traditions  
TS86PB ◆  
8'0": 3'0", 2'8", 2'6"

## Pembridge™



Traditions  
TS86RPB ◆  
8'0": 3'0", 2'8", 2'6"

## Pembridge™




Traditions  
TS811LPB ◆  
8'0": 3'0", 2'8", 2'6"

## Pembridge™




Traditions  
TS811PB ◆  
8'0": 3'0", 2'8", 2'6"

## Pembridge™




Traditions  
TS811RPB ◆  
8'0": 3'0", 2'8", 2'6"

## Pembridge™




Traditions  
TS810LPB ◆  
8'0": 3'0", 2'8", 2'6"

## Pembridge™




Traditions  
TS810PB ◆  
8'0": 3'0", 2'8", 2'6"

## Pembridge™



Traditions  
TS810RPB ◆  
8'0": 3'0", 2'8", 2'6"

## Axis.



TS84LAX-FF ◆  
8'0": 3'0", 2'8", 2'6"

Traditions  
TS84LAX ◆  
8'0": 3'0", 2'8", 2'6"

## Axis.



TS84AX-FF ◆  
8'0": 3'0", 2'8", 2'6"

Traditions  
TS84AX ◆  
8'0": 3'0", 2'8", 2'6"

## Axis.



TS84RAX-FF ◆  
8'0": 3'0", 2'8", 2'6"

Traditions  
TS84RAX ◆  
8'0": 3'0", 2'8", 2'6"

## Axis.



TS85LAX-FF ◆  
8'0": 3'0", 2'8", 2'6"

Traditions  
TS85LAX ◆  
8'0": 3'0", 2'8", 2'6"

# 8'0" Pulse Steel

## Key

- ..... No Stile Lines
- ..... Flush-Glazed Glass
- ..... Vented Sidelite
- ◆ ..... Black Nickel
- ..... Brushed Nickel
- ◆ ..... Brass
- ✕ ..... Wrought Iron
- XK.....Reeded
- XG.....Geometric
- XE.....Satin Etch
- XC.....Chord
- XJ.....Chinchilla
- XR.....Rainglass
- XN.....Granite
- ☀ ..... Low-E
- CL.....Clear
- └ ..... Flat Frame
- 🔥 ..... 20-Minute Fire-Rated

## SIMULATED DIVIDED LITES

- ..... Simulated Divided Lites
- 1 ..... 1.125" Flat Simulated Divided Lites
- 2 ..... 3.5" Flat Simulated Divided Lites
- 3 ..... 4.25" Flat Simulated Divided Lites
- 4 ..... 5.5" Flat Simulated Divided Lites
- 5 ..... 4.25" & 5.5" Flat Combo Simulated Divided Lites
- 6 ..... 1.6" Flat Simulated Divided Lites
- ..... Removable Wood Grilles
- ◆ ..... Fixed Grilles


## FLAT PROFILE GRILLES BETWEEN GLASS

- GBGFW ...Flat White Grilles Between Glass
- GBGFA.....Flat Almond Grilles Between Glass
- GBGFB.....Flat Bronze Grilles Between Glass
- GBGFK.....Flat Black Grilles Between Glass

## CONTOUR PROFILE GRILLES BETWEEN GLASS

- GBGCW ...Contour White Grilles Between Glass
- GBGCA....Contour Almond Grilles Between Glass
- GBGCB....Contour Bronze Grilles Between Glass
- GBGCK....Contour Black Grilles Between Glass

## Axis.




TS85AX-FF ◆  
8'0": 3'0", 2'8", 2'6"

Traditions

TS85AX ◆  
8'0": 3'0", 2'8", 2'6"

## Axis.



TS85RAX-FF ◆  
8'0": 3'0", 2'8", 2'6"

Traditions

TS85RAX ◆  
8'0": 3'0", 2'8", 2'6"

## Axis.




TS86LAX-FF ◆  
8'0": 3'0", 2'8", 2'6"

Traditions

TS86LAX ◆  
8'0": 3'0", 2'8", 2'6"

## Axis.



TS86AX-FF ◆  
8'0": 3'0", 2'8", 2'6"

Traditions

TS86AX ◆  
8'0": 3'0", 2'8", 2'6"

## Axis.



TS86RAX-FF ◆  
8'0": 3'0", 2'8", 2'6"

Traditions

TS86RAX ◆  
8'0": 3'0", 2'8", 2'6"

## Axis.




TS810LAX-FF ◆  
8'0": 3'0", 2'8", 2'6"

Traditions

TS810LAX ◆  
8'0": 3'0", 2'8", 2'6"

## Axis.




TS810AX-FF ◆  
8'0": 3'0", 2'8", 2'6"

Traditions

TS810AX ◆  
8'0": 3'0", 2'8", 2'6"

## Axis.



TS810RAX-FF ◆  
8'0": 3'0", 2'8", 2'6"

Traditions

TS810RAX ◆  
8'0": 3'0", 2'8", 2'6"

## Axis.



TS811LAX-FF ◆  
8'0": 3'0", 2'8", 2'6"

Traditions

TS811LAX ◆  
8'0": 3'0", 2'8", 2'6"

## Axis.



TS811AX-FF ◆  
8'0": 3'0", 2'8", 2'6"

Traditions

TS811AX ◆  
8'0": 3'0", 2'8", 2'6"

## Axis.



TS811RAX-FF ◆  
8'0": 3'0", 2'8", 2'6"

Traditions

TS811RAX ◆  
8'0": 3'0", 2'8", 2'6"

## Privacy / Low-E / Clear



TS84L( )-FF └  
(XK, XG, XE, XC, XJ, XR, XN)  
8'0": 3'0", 2'8", 2'6"

TS84LCL-LE  
8'0": 3'0", 2'8", 2'6"



TS84LCL-FFLE └  
8'0": 3'0", 2'8", 2'6"



TS84LCL-FF └  
8'0": 3'0", 2'8", 2'6"


TS84LCL  
8'0": 3'0", 2'8", 2'6"

Traditions


TS84L( )  
(XE, XC, XJ, XR, XN)  
8'0": 3'0", 2'8", 2'6"

Note: Product images show exterior  
162 side of door.


## Privacy / Low-E / Clear




## Privacy / Low-E / Clear




## Privacy / Low-E / Clear



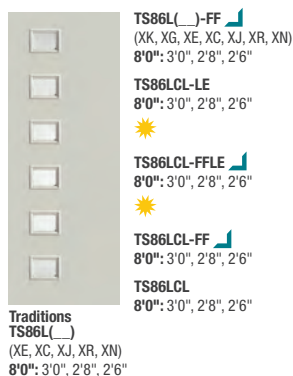
## Privacy / Low-E / Clear




## Privacy / Low-E / Clear



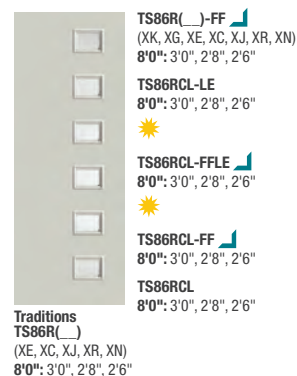
## Privacy / Low-E / Clear




## Privacy / Low-E / Clear




## Privacy / Low-E / Clear



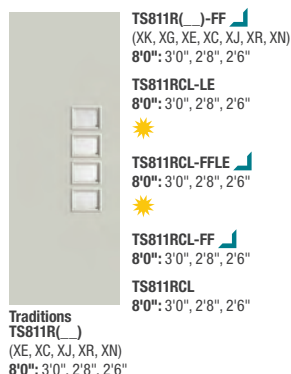
## Privacy / Low-E / Clear



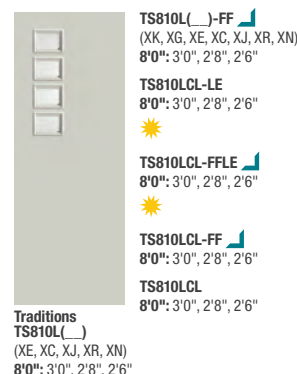
## Privacy / Low-E / Clear



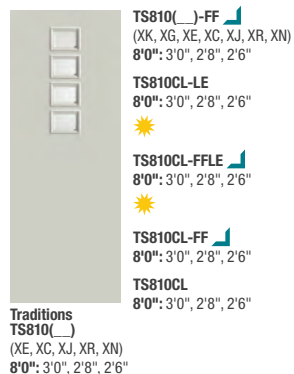
## Privacy / Low-E / Clear



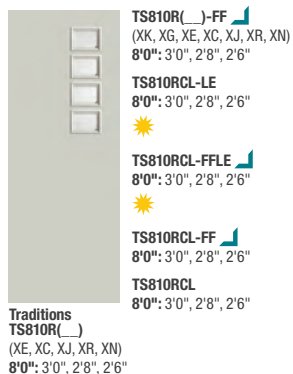
## Privacy / Low-E / Clear



## Privacy / Low-E / Clear



## Privacy / Low-E / Clear



# A Complete Door System

A Therma-Tru. door with genuine Therma-Tru parts is more than just a beautiful door. It's a complete door system – from the glass to the hinges – made to perform as good as it looks.



\*The Rider does not warrant workmanship of anyone who assembles or installs a Tru-Defense door system, including Therma-Tru Certified Door System Installers, nor any damages caused by improper handling, assembly or installation.

\*\*Latch and deadbolt must meet Therma-Tru specifications.

Note: See your Therma-Tru seller or visit [www.thermatru.com](http://www.thermatru.com) for details on limited warranties and exclusions, and ENERGY STAR qualified products.

**NEW**


### ① Composite Door Frame

A Therma-Tru composite door frame featuring Tru-Guard™ composite technology provides a rot-free solution engineered to work together with rot-resistant Therma-Tru doors and components.




### ② Removable Weatherstrip

Our resilient design compresses when closed and springs back when open. It's protected by a durable jacket for long-lasting sealing power.



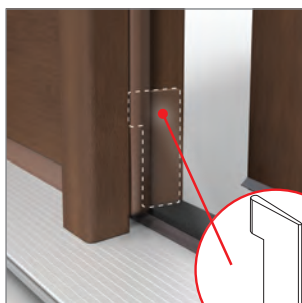
### ③ Hardware

Choose from beautiful options that will complement the look of your home and help bring you security and peace of mind.



### ④ Ball-Bearing Hinges

Hinges with ball-bearings protect each hinge pivot, offering added support and stability to help keep your door opening and closing smoothly.




### ⑤ 7-Shape Corner Seal Pads

(Inswing Only) This innovative design creates a protective air pocket that helps prevent a vacuum from wicking moisture up the weatherstrip.



### ⑥ Composite Adjustable Sills

These allow flexibility to adjust the sill cap vertically to close gaps, helping to maintain a tight seal between the sill and the bottom of the door.



### ⑦ Dual-Bulb / Dual-Fin Bottom Sweep

(Inswing Only) Two bulbs compress to sit tight against the sill, while two fins act like walls to form barriers and a built-in rain deflector pushes moisture away.




### ⑧ Mullion Options

Mullions not only give the hinges and lock a place to anchor, they come in a range of sizes from 1"-3" in width per mullion to help create an entry door system to fit the opening of your home.

## Tru-Defense: The Ultimate Protection

We manufacture or specify every aspect of a complete door system. The Therma-Tru® genuine components in a Tru-Defense door system are our premium options for long-lasting durability.

### Double Your Peace of Mind

When it comes to door systems, we believe that proper installation is just as important as having the best components. A Tru-Defense door system installed by a Therma-Tru Certified Door System Installer doubles your reimbursement eligibility should an issue arise.\* Look for the  icon.

#### Levels of Reimbursement

System Components	Reimbursement Eligibility	Reimbursement Eligibility with a Certified Installer
Latch & Deadbolt (No Sill Pan)**	\$250	\$500
Latch & Deadbolt with Sill Pan**	\$500	\$1,000
MPLS (No Sill Pan)	\$1,000	\$2,000
MPLS with Sill Pan	\$1,250	\$2,500

Baseline components required to qualify for the Tru-Defense Warranty Rider.

# Multi-Point Locking Systems (MPLS)

## Lever-Style MPLS

### Exterior Handlesets



Heirloom      Venture      Millennium  
Backplates: Wide / Narrow; Locking: Active / Inactive (Not Shown)


### Standard Door Options



**Tongue**  
(For single door systems.)



**Shootbolt**  
(For double door systems.)



Engages at three critical points.  
Exterior view of door with lever-style MPLS.

- ① Self-lubricating locks.
- ② 1" premium stainless steel deadbolt.
- ③ Integrated mishandling device.

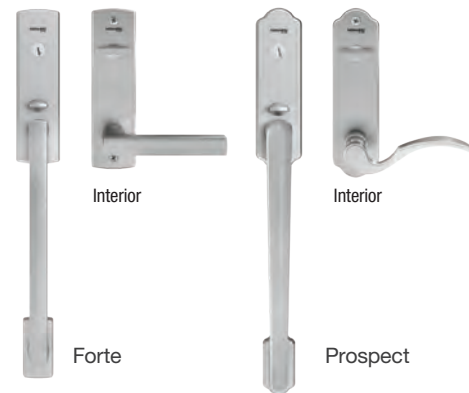
### Finish Options



Bright Brass    Brushed Nickel    Black Nickel    Polished Chrome    Oil-Rubbed Bronze

## Grip-Style MPLS

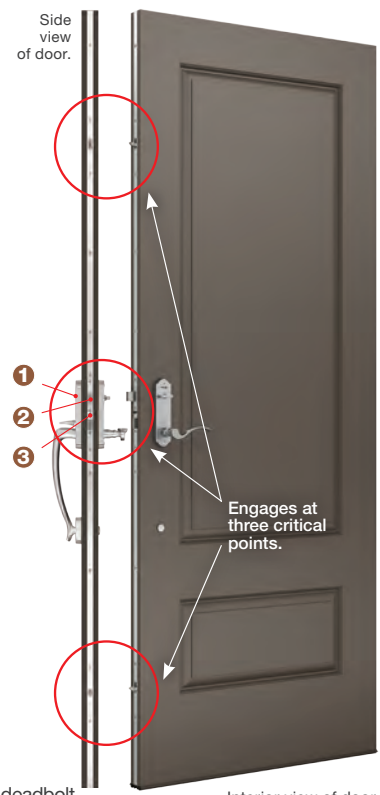
### Handlesets



### Standard Door Options



**Tongue**  
(For single door systems.)  
Heights: 6'8" 7'0" 8'0"  
Configurations: Inswing Outswing



Engages at three critical points.  
Side view of door.  
Interior view of door.

- ① Self-lubricating locks.
- ② 1" premium stainless steel deadbolt.
- ③ Integrated mishandling device.

### Finish Options



Brushed Nickel    Black Nickel    Oil-Rubbed Bronze

# Hardware Options

## Finishing Options



Vintage Bronze



Satin Nickel

## Handlesets

### Alta



Trim Options



Durango Knob



Snowbird Lever



Trim Options



Durango Knob



Snowbird Lever

### Stockholm



Trim Options



Basel Lever



Trim Options



Basel Lever

## Lever/Knob & Deadbolt Combinations

### Durango Knob & Contemporary Deadbolt



### Snowbird Lever & Contemporary Deadbolt



### Basel Lever & Square Deadbolt




# FINISHKOTE™

featuring  PRISMA GUARD.

## PrismaGuard Premium Stain

Handcrafted and professionally applied in a controlled environment, low-maintenance PrismaGuard finish preserves your door's lasting beauty and protects against normal wear and tear, saving you time and money. And it's backed by a 10-year limited finish warranty for your peace of mind.



- 1 It starts with the realistic wood grains and deep embossments of a Therma-Tru® door, composite door frame or door surround.
- 2 A base coat provides an even, consistent color across the surface.
- 3 A wiping stain enhances the base coat while adding dimension to reflect the natural beauty of wood.
- 4 A durable topcoat enhances the high-definition color while protecting against scratches and color fading.
- 5 A second application of the topcoat provides added durability and optimal sheen for a high-end look.

Explore a nature-inspired color palette of premium stain and paint designed to enhance the overall beauty of the entry.



### Lasting beauty and color.

Using specialized equipment, PrismaGuard stains and paints are tested to help deliver a consistent high-end appearance perfect for wood-grained or smooth door surfaces.



### Protection from the elements.

Therma-Tru simulates exposure to harsh environments to help verify that PrismaGuard finish coating protects the door from the elements, preserving its color for years to come.



### Resistance against wear and tear.

PrismaGuard finish is subjected to a simulation of everyday use to provide a durable high-end, low-maintenance finish that protects the door from normal wear and tear.



### Confidence on the coast.

Therma-Tru simulates a highly corrosive atmosphere to help ensure PrismaGuard finish can withstand the damaging effects of high-salt environments near the coast.

**10 YEAR**  
LIMITED WARRANTY  
TRANSFERABLE  
Classic Craft

**10 YEAR**  
LIMITED WARRANTY




Durable  
Topcoat



Professional  
Application

## Classic Craft® Stain Options

### Fir Grain




Wildflower Honey Rustic Clay Barley New Earth Autumn Harvest Redwood Mulberry Acorn Driftwood Raven

### **NEW** Walnut Grain



Wildflower Honey Rustic Clay Barley New Earth Autumn Harvest Redwood Mulberry Acorn Driftwood Raven

### Mahogany Grain



Wildflower Honey Rustic Clay Barley New Earth Autumn Harvest Redwood Mulberry Acorn Driftwood Raven


### Oak Grain



Wildflower Honey Rustic Clay Barley New Earth Autumn Harvest Redwood Mulberry Acorn Driftwood Raven


## Fiber-Classic® Stain Options

### Mahogany Collection™



Wildflower Honey Rustic Clay Barley New Earth Autumn Harvest Redwood Mulberry Acorn Driftwood Raven

### Oak Collection™



Wildflower Honey Rustic Clay Barley New Earth Autumn Harvest Redwood Mulberry Acorn Driftwood Raven

Colors may vary from the actual application due to fluctuations in the printing process of this brochure.  
This brochure may not be used as a color matching tool. For true colors see actual samples.

NOTE: • 10 Year Finish Warranty for Composite Frames • 1 Year Finish Warranty for Wood Frames and Components

# FINISHKOTE™

featuring  PRISMA GUARD.

## PrismaGuard® Premium Paint

Add a pop of color and tailor the look of the entry.

PrismaGuard premium paint is designed with high-definition color and optimal sheen to enhance the look of smooth and wood-grained Therma-Tru® products for a beautiful lasting impression.



- 1 It starts with the smooth or wood-grained surface of a Therma-Tru® door, composite door frame or door surround.
- 2 A base coat provides an even, consistent color across the surface.
- 3 A durable topcoat enhances the high-definition color while protecting against scratches and color fading.
- 4 A second application of the topcoat provides added durability and optimal sheen for a high-end look.

**Explore a nature-inspired color palette of premium stain and paint designed to enhance the overall beauty of the entry.**



### Lasting beauty and color.

Using specialized equipment, PrismaGuard stains and paints are tested to help deliver a consistent high-end appearance perfect for wood-grained or smooth door surfaces.



### Protection from the elements.

Therma-Tru simulates exposure to harsh environments to help verify that PrismaGuard finish coating protects the door from the elements, preserving its color for years to come.



### Resistance against wear and tear.

PrismaGuard finish is subjected to a simulation of everyday use to provide a durable high-end, low-maintenance finish that protects the door from normal wear and tear.



### Confidence on the coast.

Therma-Tru simulates a highly corrosive atmosphere to help ensure PrismaGuard finish can withstand the damaging effects of high-salt environments near the coast.

**10 YEAR**  
LIMITED  
WARRANTY  
TRANSFERABLE  
Classic Craft

**10 YEAR**  
LIMITED  
WARRANTY



Durable  
Topcoat



Professional  
Application

Left: Classic Craft Canvas, Homeward Glass,  
Door – CCV911, Sidelites – CCV911SL, Dentil  
Shelf, Finish – Ruby Red



AVAILABLE WITH



CLASSIC CRAFT®  
CANVAS COLLECTION




SMOOTH-STAR®



PULSE®

## Paint Options

### Classic Collection



Alpine

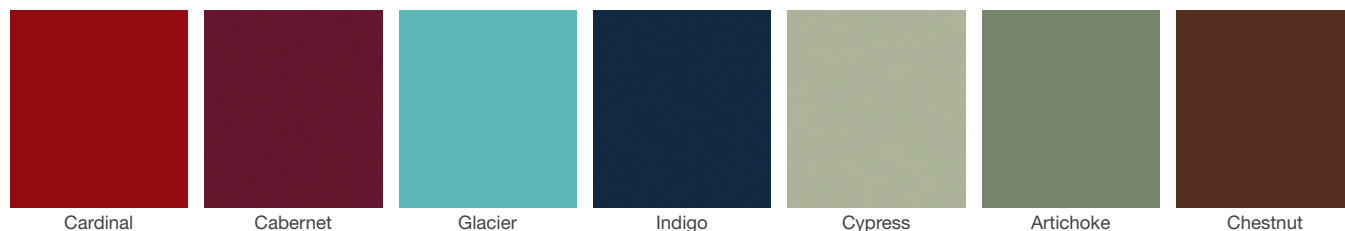
Canvas

Granite

London

Onyx

### Expression Collection



Cardinal

Cabernet

Glacier


Indigo

Cypress

Artichoke

Chestnut

### Bold Collection



Harvest

Ruby Red

Reef

Dragonfly

Colors may vary from the actual application due to fluctuations in the printing process of this brochure. This brochure may not be used as a color matching tool. For true colors see actual samples.

NOTE: • 10 Year Finish Warranty for Composite Frames

• 1 Year Finish Warranty for Wood Frames and Components

# Accessories

## Mail Slots



Black



Bronze



Satin Nickel

## Pet Door

Available Sizes:

Small

Medium

Large



## Peep Sites



Vintage Bronze



Satin Nickel

## Clavos & Strap Hinge



1 1/2"

1 1/4"

1"

1 3/4"

1 1/4"

1"



18"

## Dentil Shelves

### Classic Craft



Fir Grain 4-Block



Fir Grain 4-Block



Fir Grain 16-Block



Canvas 4-Block

### Fiber-Classic. & Smooth-Star.\*



Mahogany 4-Block



Smooth 4-Block

# Hinged Patio Door Systems

A Therma-Tru® patio door with genuine Therma-Tru parts is a complete door system with doors, glass and parts engineered to work together for durability and reliability through the years.



- 1 Multi-Point Locking System (Recommended)
- 2 Bottom Sweep
- 3 Sill
- 4 Hinges
- 5 Corner Seal Pads (Inswing Only)
- 6 Rain Deflector (Inswing Only)
- 7 Sill Pan (Recommended)
- 8 Astragal
- 9 Frame Components

## Vented Sidelites\*



**Enjoy the view – and a fresh breeze, too.**

- Sturdy stiles and hinges make the unit work as a small swinging door.
- Wide patio mullions provide dependable operation.
- Multi-point lock and continuous system help provide security and stability.
- Convenient removable screens – available in bronze and white – are designed for worry-free use.

\*For inswing use only.

Left: Smooth-Star, Clear Glass, Doors – S2000, Sidelites – S2000SL


Right: Smooth-Star, Door – S8200; Granite Glass, Sidelites – S81086XNSL

### EnLiten™ Flush-Glazed Internal Blinds



**Available Door Collections**  
Smooth-Star.

#### Available Door Styles & Sizes




#### Widths

2'6"  
2'8"  
2'10"  
3'0"

#### Heights

6'8"  
8'0"

#### Available Configurations




### EnLiten™ Flush-Glazed Low-E Glass



#### Available Door Collections

Fiber-Classic® Mahogany / Fiber-Classic® Oak / Smooth-Star.

#### Available Door Styles & Sizes



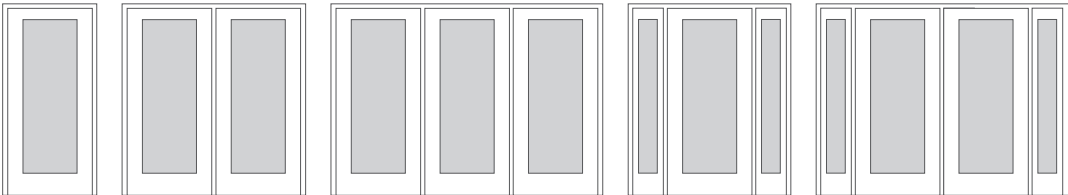
#### Widths

5'0"  
5'4"  
5'8" (Can be used as a 6'0" replacement size.)  
6'0"

#### Heights

6'6"  
6'8"  
8'0"

#### Available Configurations




## EnLiten™ Flush-Glazed Low-E Grilles Between Glass



### Available Door Collections

Fiber-Classic® Oak / Smooth-Star®

### Available Door Styles & Sizes




#### Widths

5'0"  
5'4"  
5'8" (Can be used as a 6'0" replacement size.)  
6'0"

#### Heights

6'6"  
6'8"  
8'0"

### Available Configurations



## Low-E Internal Blinds



### Available Door Collections

Fiber-Classic® Mahogany / Fiber-Classic® Oak / Smooth-Star®

### Available Door Styles & Sizes



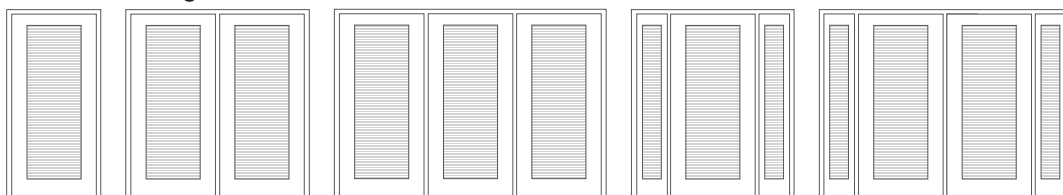
#### Widths

5'0"  
5'4"  
5'8" (Can be used as a 6'0" replacement size.)  
6'0"

#### Heights

6'6"  
6'8"  
8'0"

### Available Configurations




# Low-E Glass



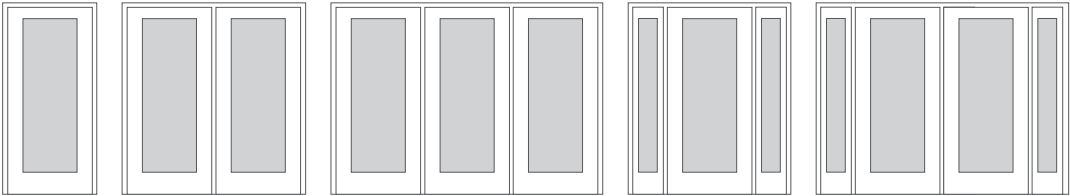
**Available Door Collections**  
 Fiber-Classic. Mahogany / Fiber-Classic. Oak / Smooth-Star.

## Available Door Styles & Sizes



Widths	Heights
4'8" (Can be used as a 5'0" replacement size.)	6'6"
5'0"	6'8"
5'4"	8'0"
5'8" (Can be used as a 6'0" replacement size.)	
6'0"	

## Available Configurations



# Therma-Tru® Door Systems

## Independent Laboratory Performance Testing

At the time of manufacture, Therma-Tru exterior door systems (properly assembled with all genuine Therma-Tru components) have been tested under one or more of the following performance specifications: structural load, uniform load deflection, vertical load resistance, air infiltration, water penetration resistance, forced entry resistance, operating forces, force to latch, deglazing resistance, operating cycle performance, impact resistance, sound transmission, thermal performance and solar heat gain performance. Therma-Tru exterior door systems conform to the applicable Performance Standards / Test Methods that may include ANSI/AAMA/NWDA 101/I.S.2, AAMA/WDMA 101/I.S.2/NAFS, AAMA/WDMA/CSA 101/I.S.2-A440, ASTM E330, ASTM E547, ASTM E283, ASTM E331, ANSI/BHMA A156.2, AAMA 1304, AAMA 920, AAMA 925, ASTM E2068, ASTM F842, ASTM E987, ASTM E1300, ASTM E90, ASTM E413, ASTM E1332, ASTM E1886, ASTM E1996, PA/TAS 201, PA/TAS 202, PA/TAS 203, HUD UM89, AAMA 1702.2, 24 CFR 3280, 24 CFR 3282, NFRC 100 and NFRC 200. Refer to [www.thermatru.com](http://www.thermatru.com) for design pressure and other performance ratings.

## Doors

**Recommended Door Overhang** – For best performance, all doors should be protected by an overhang. The recommended size is half the distance from the base of the door to the bottom of the overhang. So, as an example, a distance of 10' for this dimension would require an overhang of 5' minimum. For wetter climates, southern or western exposures, and for double doors, the overhang should be the same as the distance from the base of the door to the bottom of the overhang. In this same example, the dimension is 10' so the overhang should be 10'.

For best performance, double doors to be used in areas with severe weather exposure must be installed using entry alcoves or large soffit overhangs to protect entry unit from exposure. Multi-point locking systems are highly recommended for 8'0" and double door applications.

## Doorlites

Doorlites are insulated, and exposed panes are tempered or laminated. Optional wood grilles available for clear doorlites and transoms.

**Inserts** – All glass (except flush-glazed styles) shall be bedded with glazing mastic and secured in doors with screws. Therma-Tru's SMC and BTS doorlite frames are available for most styles except where noted. SMC and BTS frames shall resist significant deformation by heat up to 200 degrees Fahrenheit, regardless of paint or stain color or placement behind a storm door.

PVC doorlite frames must be finished within 30 days of installation. Failure to do so will increase the chance for product damage of the type that is not covered by the warranty. PVC doorlite frames are not recommended for use behind storm doors or to be painted dark colors, if exposed to direct sunlight.

**Decorative Glass & Wrought Iron** – Each Therma-Tru decorative glass unit is handcrafted by skilled artisans replicating Old World techniques. Each piece is a unique work of art and many things that would appear to be imperfections (small bubbles, lines and waves within the glass) are normal and are part of the designs character.

**Direct Set Sidelites** – All Therma-Tru direct set sidelites shall utilize trim components secured and glazed in place in the door jamb.

Condensation occurs naturally in the home, caused by excessive humidity in the air. Often this harmless water vapor can be seen collecting on glass surfaces, such as doorlites. Energy-efficient glass units in Therma-Tru door systems are constructed to keep the glass as warm as possible, reducing

condensation build-up. However, there is no such thing as a condensation-free window or doorlite in high-humidity conditions.

A common attribute of true wrought iron doorlites is that a rattle sound may be heard when closing the door. This is solely a function of having real wrought iron which is heavy and has the ability to flex, moving back and forth within a narrow airspace surrounded by glass that has very little flex. This characteristic is not considered a defect or warranty issue.

**NOTE:** Glass privacy ratings are determined by the 1/2-lite glass size. As a result, the amount of privacy / glass transparency may be more or less than indicated by the privacy rating, based on the glass design and size of the glass that is inserted into the door, sidelite or transom.

Glass designs may differ from depiction due to the size and hand craftsmanship of glass. See your Therma-Tru seller or visit [www.thermatru.com](http://www.thermatru.com) for more details.

## Components

**Adjustable Security Strike Plate** – Proprietary adjustable type, permitting in-out adjustment of door in frame, up to 3/16".

**Hinges** – Minimum hinge size 4" x 4" x .098".

Ball-bearing hinges are recommended for 8'0" doors, doors using heavy lites (e.g., wrought iron), all 20-Minute Fire-rated fiberglass doors, Impact-rated doors and glass, and all Classic Craft doors.

Use of the multi-point locking system is highly recommended for 8'0" and double fiberglass doors. Not recommended for steel doors.

Please be aware that single door units built with public access sills have little resistance to water penetration, and double doors built with these sills have a potential to leak if installed exposed to weather. We recommend that units be installed away from weather under large soffits or overhangs.

Use of a sill pan is recommended.

Fiber-Classic and Smooth-Star dentil shelves are not recommended for placement behind storm doors or to be painted dark colors, if exposed to direct sunlight.

Therma-Tru door surrounds must be finished within 30 days of installation. Failure to do so will increase the chance for product damage of the type that is not covered by the warranty.

## Impact-Rated Products

Impact-rated products must be installed as part of a Therma-Tru door system in compliance with a Therma-Tru product approval. Visit [www.thermatru.com](http://www.thermatru.com) for product approvals and full details on WBDR- (Wind-Borne Debris Region) / HVHZ- (High Velocity Hurricane Zone) compliant products. Follow weather and news reports in order to assess severe weather situations and obey local authorities' shelter and evacuation orders. No product guarantees safety for persons or property, nor makes any premises hurricane- or impact-proof.

## Fire-Rating Performance Standards

Fire and building codes vary throughout the country and acceptance of products and labels is left to the discretion of the local authorities.

MODIFICATION OF PRODUCTS DESCRIBED IN THIS BROCHURE WHICH CARRY FIRE RATINGS (DOORS AND FRAMES) MAY VOID THE FIRE RATINGS.

Test conducted by Intertek, Warnock-Hersey.

## Limited Warranties

Please be aware of the applicable Therma-Tru Limited Warranty which contains important restrictions, disclaimers, exclusions and conditions, as well as the below listed Installation, Finishing & Maintenance documents, related to the Therma-Tru product purchased (e.g., Fiberglass, Steel, Patio Door Systems), all of which can be obtained from your Therma-Tru seller or found in their entirety at [www.thermatru.com](http://www.thermatru.com):

- Therma-Tru. Fiberglass and Steel Door Systems Residential Limited Warranty: Fiberglass – Classic Craft., Fiber-Classic., Smooth-Star. and Pulse. Door Systems; Steel – Pulse., Profiles., Traditions and Therma-Tru. Fire Door (TR 12-24) Steel Edge Door Systems
- Therma-Tru. Tru-Defense. Door System Rider to Fiberglass Door Systems Limited Warranty: Classic Craft., Fiber-Classic., Smooth-Star. and Pulse. Fiberglass Door Systems
- EnLiten. Flush-Glazed Construction & Installation Rider to Fiberglass Door Systems Limited Warranty for Residential and Multi-Resident Premises: Classic Craft., Fiber-Classic. and Smooth-Star. Flush-Glazed Fiberglass Door Systems
- EnLiten. Flush-Glazed Homeowner Rider to Fiberglass Door Systems Limited Warranty for Residential and Multi-Resident Premises: Classic Craft., Fiber-Classic. and Smooth-Star. Flush-Glazed Fiberglass Door Systems
- PrismaGuard. Limited Warranty Rider to Fiberglass and Steel Door Systems Limited Warranty for Residential and Multi-Resident Premises: Fiberglass – Classic Craft., Fiber-Classic., Smooth-Star., and Pulse. Door Systems; Steel – Pulse., Profiles. and Traditions
- Same-Day. Stain 5-Year Limited Warranty: Same-Day. Stain and Topcoat for Use on Therma-Tru. Fiberglass Door Systems and Fypon. Stainable Polyurethane Products
- Therma-Tru. Composite Door Frame featuring Tru-Guard. Composite Technology Limited Warranty for Residential and Multi-Resident Premises: Classic Craft., Fiber-Classic., Smooth-Star. and Pulse. Fiberglass Door Systems
- Therma-Tru. Composite Door Frame featuring Tru-Guard. Composite Technology Limited Warranty Transferable Rider to Fiberglass Door Systems Limited Warranty for Residential and Multi-Resident Premises: Classic Craft., Fiber-Classic., Smooth-Star. and Pulse. Fiberglass Door Systems

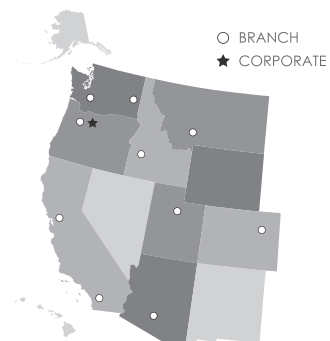
## Installation, Finishing & Maintenance

Installation, finishing and maintenance must be performed according to Therma-Tru's recommendations to comply with warranty requirements. Obtain a copy of the following documents outlining recommendations from your Therma-Tru seller or find them in their entirety at [www.thermatru.com](http://www.thermatru.com):

- Installation Instructions (Products that are approved for Coastal and / or high wind applications may require special installation. Always follow the installation instructions in the Product Approval for these products.)
- Therma-Tru Fiberglass and Steel Door Systems Recommendations for Proper Finishing and Painting or Staining

**NOTE:** Finish colors may vary from an actual application due to fluctuations in finishing or the printing of this catalog. See your Therma-Tru seller or visit [www.thermatru.com](http://www.thermatru.com) for more details.

BOISE, ID  
BOZEMAN, MT  
DENVER, CO  
ONTARIO, CA  
PHOENIX, AZ  
SACRAMENTO, CA  
SALT LAKE CITY, UT  
SPOKANE, WA  
TACOMA, WA  
WILSONVILLE, OR



[www.orepac.com](http://www.orepac.com)



Left: Classic Craft Fir Grain, Low-E Glass with SDLs, Door – CCA2340, Sidelites – CCA2400SL, Finish – Rustic Clay, ©TheHouseDesigners.com

Middle: Smooth-Star, Clear Glass with SDLs, Door – S82105, Finish – Onyx

Right: Classic Craft Fir Grain, Low-E Glass with SDLs, Door – CCA8260, Finish – Acorn, Surround – TDS-FLTFLT

©2021 Therma-Tru Corp. All rights reserved. THERMA-TRU and the Therma-Tru Logo are trademarks of Therma-Tru Corp. Registered trademarks are registered in the U.S. and may be registered internationally. All trademarks are property of their respective owners. Therma-Tru Corp. is an operating company of Fortune Brands Home & Security, Inc. ENERGY STAR is a government program that helps consumers protect the environment through superior energy efficiency and is a registered trademark of the U.S. Department of Energy and the U.S. Environmental Protection Agency. HOT 21030366 / AUG 2021

**THERMA-TRU®**  
DOORS

[thermatru.com](http://thermatru.com)

1-800-THERMA-TRU (843-7628)