


















S4S - 2 X 2
1-1/2" x 1-1/2"  
S4S - 4 X 4
3-1/2" x 3-1/2" 



E2E - 1 X 2	E2E - 1 X 5	E2E - 1 X 8
11/16" x 1-1/2" 	11/16" x 4-9/16" 	11/16" x 7-1/4" 
E2E - 1 X 3	E2E - 1 X 6	E2E - 1 X 10
11/16" x 2-1/2" 	11/16" x 5-1/2" 	11/16" x 9-1/4" 
E2E - 1 X 4	E2E - 1 X 7	E2E - 1 X 12
11/16" x 3-1/2" 	11/16" x 6-9/16" 	11/16" x 11-1/4" 




E2E - 5/4 X 4	E2E - 5/4 X 6	E2E - 5/4 X 8
1" x 3-1/2" 	1" x 5-1/2" 	1" x 7-1/4" 


S4S



S4S - 1/4 X 2 <hr/> 1/4" x 1-1/2" POP	S4S - 1/4 X 4 <hr/> 1/4" x 3-1/2" POP	
S4S - 1/4 X 3 <hr/> 1/4" x 2-1/2" POP	S4S - 1/4 X 6 <hr/> 1/4" x 5-1/2" POP	S4S - 1/4 X 8 <hr/> 1/2" x 7-1/4" POP




S4S - 1/2 X 2 <hr/> 1/2" x 1-1/2" POP	S4S - 1/2 X 4 <hr/> 1/2" x 3-1/2" POP	
S4S - 1/2 X 3 <hr/> 1/2" x 2-1/2" POP	S4S - 1/2 X 6 <hr/> 1/2" x 5-1/2" POP	S4S - 1/2 X 8 <hr/> 1/2" x 7-1/4" POP




S4S - 1 X 2 <hr/> 3/4" x 1-1/2" O POP B C W MG MPL		
S4S - 1 X 3 <hr/> 3/4" x 2-1/2" O POP B C W MG	S4S - 1 X 6 <hr/> 3/4" x 5-1/2" O POP B C W MG MPL	S4S - 1 X 10 <hr/> 3/4" x 9-1/4" O
S4S - 1 X 4 <hr/> 3/4" x 3-1/2" O POP B C W MG MPL	S4S - 1 X 8 <hr/> 3/4" x 7-1/4" O POP C	S4S - 1 X 12 <hr/> 3/4" x 11-1/4" O POP

SPECIES TYPES



OAK

Oak is very hard, heavy and strong. Despite its density, it is very easy to work with.



BIRCH

The wood of Yellow Birch is heavy, strong, close-grained, even-textured and shows a wide color variation from reddish-brown to creamy white. It is used for furniture, cabinetry and interior finish.



KNOTTY ALDER

As one would expect, this wood can have many large knots and splits. This is the perfect choice for rustic style projects.




CHERRY

Cherry is a very heavy and strong wood that machines and sands very smooth. From furniture to small accessories to built-ins, this is a top class wood.



POPLAR

This is the most cost-effective hardwood offered. The softest of the hardwoods, Poplar is excellent for paint grade but can still be stained.



WALNUT

Quite durable and strong, its colors can be light to chocolate brown with large grown rings. The sapwood is often times white.



MAHOGANY

One of the foremost cabinet woods in the world. Mahogany is straight grain to interlocked grain and has a medium-coarse texture. Varies slightly in color from light reddish-brown to medium red.



MAPLE

Maple is characterized as dense and light in color. It is a fine textured and close-grained wood that does not require filling.
