

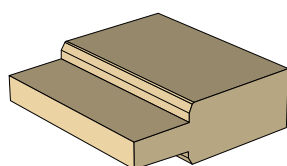
COMPLETE THE LOOK

Attention to Detail

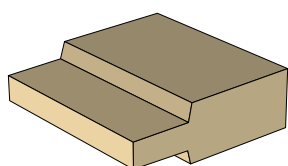
Panel, Sticking & Caming Options

Whether you're looking for a door with sleek contemporary styling or ornate decorative details, it's the panel, sticking, and caming options that complete the look. Although there are no set standards, coordinating the design of your interior and exterior doors provides continuity of style throughout your home.

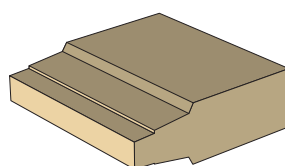
PANEL



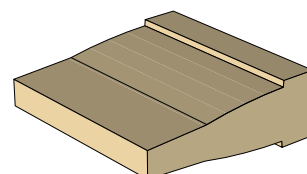
Shoulder



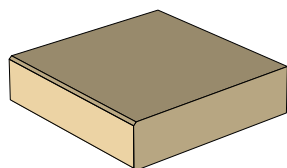
Angle Hip



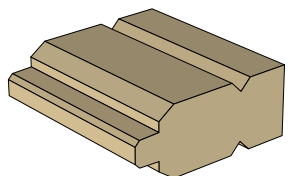
Double Hip



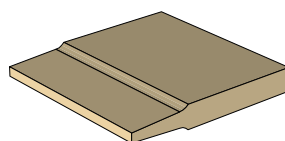
Aspen



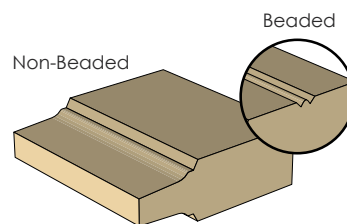
Flat



Plank

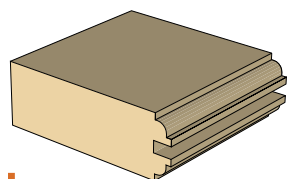


Beveled

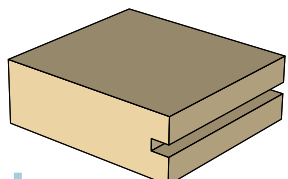


Hip & Hip Beaded

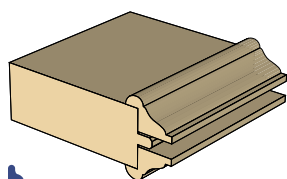
STICKING



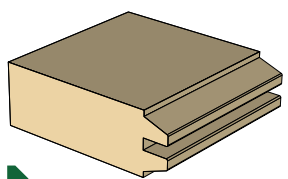
Ovolo



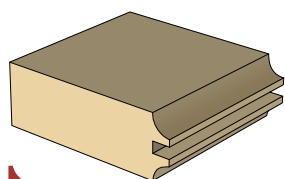
Square



Pinnacle



Taper



Cove

Sticking Key

Door sticking is indicated with icons in the catalog index. Ask your Sales Representative if you have any concerns about choosing panel and sticking styles for your door.



CAMING

Caming refers to the metal banding that joins glass elements together within a decorative door. Choose from the following to create your unique look:



Patina



Zinc



Brass



Pasadena glass shown with Patina caming