

*Builders*  
CHOICE

ROGUE VALLEY  
*Door*

**Wood Doors**  
EXTERIOR & INTERIOR



Mountain Region

# About OrePac



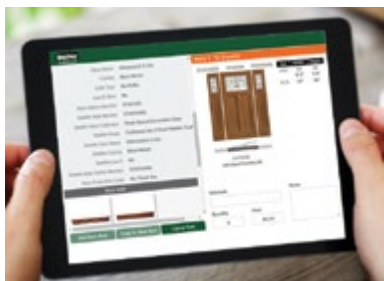

## OUR HISTORY

OrePac is a family-owned and operated business, founded by the Hart family in 1976. Through strong leadership and a commitment to success, the company has grown into one of the premier distributors in the building industry.

Trust, integrity, and a dedication to excellence are the values most important to OrePac. That commitment can be found in the services we offer, the quality of the products we provide, and the way we treat our employees and customers. This dedication to our markets has enabled us to make a positive impact on the shelter industry and the communities we serve.

## BUILDERS CHOICE DOORS

Our Builders Choice wood doors come in a wide assortment of species, sizes, and architectural styles to fit your needs. From standard looks to custom designs, our high-quality doors are produced with state-of-the-art machinery at the hands of expert craftsmen. Add curb appeal and value to your home by upgrading the look with a Builders Choice door.



## OREPAC MARKETPLACE

At OrePac, our goal is to Make Complicated Simple™. That's why we've created an industry-leading configurator to simplify the door ordering process for our dealers. Talk to your OrePac Sales Representative to find out more about this easy and time-saving tool.

☆ **CORPORATE**  
Wilsonville, OR

▲ **MANUFACTURING**  
Dallas, OR

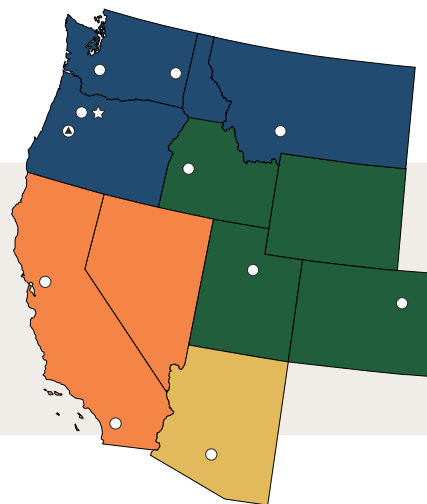
○ **DISTRIBUTION CENTERS**

**Northwest**  
Bozeman, MT  
Spokane, WA  
Tacoma, WA  
Wilsonville, OR

**California**  
Ontario, CA  
Sacramento, CA

**Arizona**  
Phoenix, AZ

**Mountain**  
Boise, ID  
Denver, CO  
Salt Lake City, UT



# STILE & RAIL COLLECTION

## Table of Contents



Cover: 9082 with custom sidelites & transom shown in fir (see page 25)

Left Top: 4362 with 4961 sidelite shown in fir (see page 11)

Left Bottom: IKPBZM shown in knotty alder (see page 49)

- 04 ATTENTION TO DETAIL
- 06 ROGUE VALLEY DOOR
- 07 EXTERIOR DOOR COLLECTION
  - 08 Contemporary
  - 10 Decorative
  - 18 Craftsman
  - 20 Country Sash & Prairie Mission
  - 22 Clear French
  - 24 Traditional
- 28 INTERIOR DOOR COLLECTION
  - 30 Decorative French
  - 34 Clear French
  - 38 Traditional
  - 44 Traditional Bifolds
- 48 BARN DOORS
- 50 FIRE-RATED
- 54 CUSTOM
- 60 CARE & FINISHING
- 62 WARRANTY
- 64 INDEX

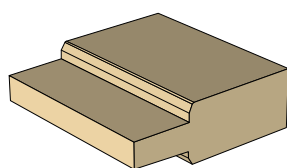


# Attention to Detail

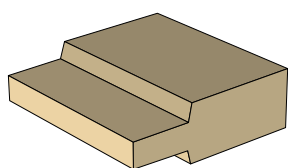
## Panel, Sticking & Caming Options

Whether you're looking for a door with sleek contemporary styling or ornate decorative details, it's the panel, sticking, and caming options that complete the look. Although there are no set standards, coordinating the design of your interior and exterior doors provides continuity of style throughout your home.

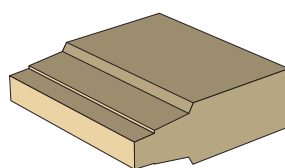
### PANEL



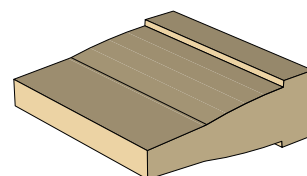
Shoulder



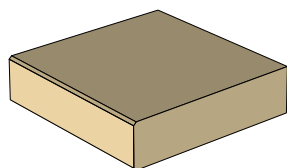
Angle Hip



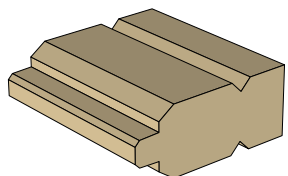
Double Hip



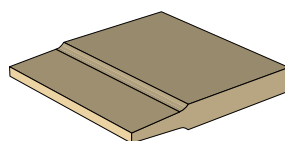
Aspen



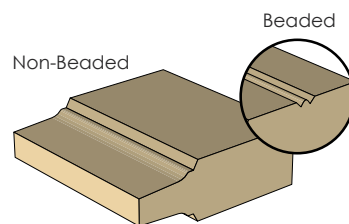
Flat



Plank

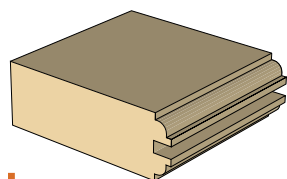


Beveled

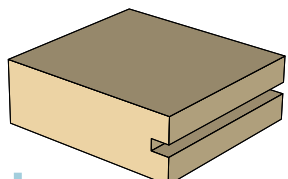


Hip & Hip Beaded

### STICKING



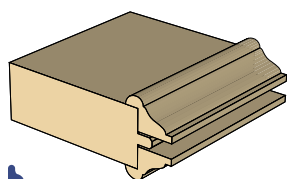
Ovolo



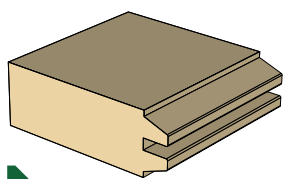
Square

#### Sticking Key

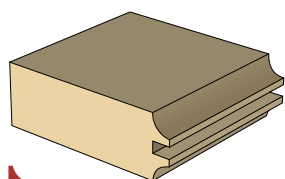
Door sticking is indicated with icons in the catalog index. Ask your Sales Representative if you have any concerns about choosing panel and sticking styles for your door.



Pinnacle



Taper



Cove

# Door Anatomy

## TOP RAIL

Rail located at the top of a door. Rail frame components typically consist of a top, bottom, intermediate, and lock rail.

## GLASS PANEL

Glass panel within the door frame.

## STILE

Upright or vertical components of a stile and rail door.

## DOOR PANEL

Wood surface that is framed by stile and rail components. Panels are locked in place within the frame by sticking. Many panel and sticking options are available to complement the style of your home.



## MUNTIN BAR

Narrow rabbeted horizontal or vertical frame component that helps create a divided lite unit. These pieces can extend from rail to rail or stile to stile.

## INTERMEDIATE RAIL

Horizontal component of a door located above the lock rail and below the top rail.

## LOCK RAIL

Rail of the door that meets the stile at the level of the handleset. Usually 36" to center from the bottom of the door.

## MULLION

Upright or vertical component dividing panels in a door. Also called a mull.

## BOTTOM RAIL

Lower most horizontal component of a door.

## CAMING

Caming refers to the metal banding that joins glass elements together within a decorative door. Choose from the following to create your unique look:



Patina



Zinc



Brass



Pasadena glass shown with Patina caming



# ROGUE VALLEY Door

## Making Doors That Will Last a Lifetime

Artistry, innovation, and precision are the trademarks of Rogue Valley Door. From meticulously crafted decorative doors to classic traditional entrances, our premium collection of wood doors stand the test of time and welcome generations to come.

Rogue Valley Door proudly features products made in America using the finest materials, state-of-the-art milling technology, and expert craftsmanship. We invite you to turn the pages and discover the lasting beauty and unsurpassed durability of our wood door collection.

Looking for something unique to reflect your personal style? If you can imagine it, Rogue Valley Door can build it. See page 54 to learn more about the countless customizable options from Rogue Valley Door.



---

### ■ Made in the U.S.A.

Rogue Valley Door proudly features American-made products using only domestically manufactured components.

### ■ Variety of Wood

Over 50 wood species available to choose from and 17 standard species in-stock. All doors are shipped ready to stain or primed to paint.

### ■ Variety of Glass

Rogue Valley Door gives you a choice of 23 different glass treatment options, custom etched glass, and the Cielo Series.

### ■ Fire Doors

Available in a variety of species, fire doors are made with 20, 45, 60 and 90 minute fire-resistance ratings.

### ■ Substantial Veneer

While a majority of imported doors use veneers as thin as 1/50 of an inch, Rogue Valley Door uses nothing less than sturdy 1/16-inch veneer on all stiles and rails.

### ■ Custom Lockset Prep

Custom pre-hanging and machining available for fire doors, shaped doors, radius top doors, commercial doors, and more.

---



# EXTERIOR DOOR COLLECTION



## 08 CONTEMPORARY

Clean lines and geometric door styles designed for bold, modern living.



## 20 COUNTRY SASH & PRAIRIE MISSION

Classically charming entrances with clean details and room expanding views.



## 10 DECORATIVE

Beautifully ornate doors precisely crafted for unique and elegant entrances.




## 22 CLEAR FRENCH

Graceful and bright entries offering abundant natural light and refined style.



## 18 CRAFTSMAN

Time-honored architecture meets uncompromising style and exceptional artistry.



## 24 TRADITIONAL


Timeless first impressions that set the tone and make a sophisticated statement.

Sleek and modern lines join with premium quality and craftsmanship to create our collection of Contemporary wood doors. Whether you are a city dweller or suburbanite, we offer a unique selection of wood doors with clean geometric designs to fit your contemporary style.






FIR



7026 | Plank




7126 | Plank  
SATIN ETCH



9032-G  
SATIN ETCH




9400 | Flat  
CLEAR




9042 | Flat



9042-G  
SATIN ETCH



9026 | Flat



9026-G  
SATIN ETCH



9077-G  
SATIN ETCH



9077-G SL



9077 | Flat



4701  
CLEAR

OPTIONS KEY:

- ⊕ Available in 8'
- ☀ Available in Low-E Glass

Glass is insulated unless otherwise noted.  
Exterior door height is 6'8" / thickness is 1-3/4" unless otherwise noted.  
Doors are shown with clear coat finish.

Make a welcoming statement from the moment family and friends arrive. Choose from exquisite Decorative door designs crafted from fir, knotty alder, and oak to be paired with elegant glass inserts and complementary sidelites. When it's time to make a big entrance, nothing makes a more unique statement than a Decorative door.



4962-A  
Shown in knotty alder

KNOTTY ALDER

FIR




**4962-A | Raised**  
TRADITIONS

**4961SL**



**4962 | Flat**  
TRADITIONS

**4961 SL**



**4962 | Flat**  
PASADENA



**4962 | Flat**  
POPPIES

**4961 SL**



**4962-A | Flat**  
TRADITIONS

**4961 SL**



**4362 | Flat**  
TRADITIONS

**4961 SL**



**4462 | Flat**  
PRAIRIE

**4462 SL**

**Dentil Shelves**

(Available in all species)



SMALL BLOCK



LARGE BLOCK

**Caming**

See index for available caming options on select doors




PATINA



ZINC



BRASS



9912  
Shown in fir



9912 | Flat  
TRADITIONS



9901-C



9912 | Flat  
PASADENA




9901-C



9917 | Flat  
TRADITIONS




9901



9917 | Flat  
PASADENA



9901



9936 | Flat  
TRADITIONS



9901



9936 | Flat  
PASADENA



9901



9933 | Flat  
TRADITIONS



9901



9933 | Flat  
PASADENA



9901

**Caming**

See index for available caming options on select doors



PATINA



ZINC



BRASS



9912  
Shown in white oak

WHITE OAK



9912 | Flat  
TRADITIONS



9901-C




9912 | Flat  
PASADENA



9901-C


MAHOGANY



9933 | Flat TRADITIONS



9901



9933 | Flat PASADENA



9901


CHERRY



9936 | Flat TRADITIONS



9901



9936 | Flat PASADENA



9901

**Caming**

See index for available caming options on select doors



PATINA



ZINC



BRASS



7170  
Shown in oak

OAK



7170 | Raised  
CATALINA




7750



7170 | Raised  
WILLOW



7750



7170 | Raised  
WILLOW




7750





7070 | Raised  
CATALINA



7070 | Raised  
NEWPORT



7070 | Raised  
WILLOW



7050 | Raised  
CATALINA



7020 | Raised  
MONTICELLO



7020 | Raised  
NEWPORT




7020 | Raised  
TUSCANY




7020 | Raised  
VICTORIAN



7020 | Raised  
MALIBU



7077 | Raised  
NEWPORT



7077 | Raised  
OLYMPIA

**Caming**

See index for available caming options on select doors



PATINA



ZINC




BRASS

Discover the timeless beauty of Craftsman doors. Inspired by the architectural designs of the Arts and Crafts movement, this door style is defined by signature glass panels and classic clean lines. Choose a Craftsman door for lasting style and uncompromising quality.




KNOTTY ALDER



4662 | Raised  
LOW-E



4662 SL  
LOW-E




4662-A | Raised  
LOW-E




**4612 | Flat**  
LOW-E



**4612 SL**  
LOW-E




**9617 | Flat**  
LOW-E



**4612 | Flat**  
SEEDY BAROQUE



**4612 SL**  
SEEDY BAROQUE



**9617 | Flat**  
SEEDY BAROQUE



**4632 | Flat**  
LOW-E



**4662 | Raised**  
LOW-E



**4662 SL**  
LOW-E



**9662 | Flat**  
LOW-E



**9662 SL**  
LOW-E



**9662-A | Flat**  
LOW-E



**4662-A | Raised**  
LOW-E



**9667 | Flat**  
LOW-E

**Dentil Shelves**

(Available in all species)



SMALL BLOCK



LARGE BLOCK

# Country Sash & Prairie Mission

One look at our Country Sash and Prairie Mission doors and you will immediately notice the high-quality handcrafted workmanship. Both welcoming and charming, these door styles allow for an abundance of natural light and room expanding views. Select these classic door styles to add character and value to your home's exterior.



4661-VA / 4661-V  
Shown in fir




**4108 | Flat**  
CLEAR



**4144 | Raised**  
CLEAR




**4702**  
CLEAR



**4661-V | Raised**  
LOW-E  
BEADED



**4661-V**  
LOW-E  
BEADED



**4661-VA | Raised**  
LOW-E  
BEADED



**4697 | Flat**  
LOW-E  
BEADED



**4982-VA | Raised**  
LOW-E  
BEADED



**4982-V | Raised**  
LOW-E  
BEADED



**4703-V**  
LOW-E  
BEADED



**4944 | Raised**  
CLEAR



**412-VA | Raised**  
LOW-E  
BEADED



**412-V | Raised**  
LOW-E  
BEADED



**4704-V**  
LOW-E  
BEADED

**Dentil Shelves**  
(Available in all species)




SMALL BLOCK



LARGE BLOCK

Let the light in with elegant French doors. Graceful, stunning, and strong, French doors offer light-filled and room expanding entryway or patio possibilities. Available in a number of styles, simply pair the wood and glass treatment of your choice for a truly sophisticated look.



4510  
Shown in fir

FIR



**4501**  
CLEAR  
☒ ☀

**4701**  
CLEAR  
☀



**4621 | Raised**  
CLEAR



**410 | Raised**  
CLEAR



**4510**  
CLEAR

**4705**  
CLEAR



**4597 | Raised**  
CLEAR

**4797**  
CLEAR




OPTIONS KEY:

☒ Available in 8' ☀ Available in Low-E Glass

Glass is insulated unless otherwise noted. Exterior door height is 6'8" / thickness is 1-3/4" unless otherwise noted. Doors are shown with clear coat finish.

Create a magnificent first impression with traditional panel door designs. The perfect choice for a clean and classic look, Traditional doors are crafted in a variety of architectural styles and available in knotty alder, fir or primed wood. Durable and elegant, these beautiful entries can be hung as single or double doors.




4082


Shown in knotty alder




KNOTTY ALDER



9082 | Flat



4082 | Raised



9033 | Flat  
⊕

Optional Accessories


- SPEAKEASY KIT
- ROUND CLAVOS NAILS



PRIMED




9020 | Flat



9082 | Flat



9033 | Flat




9055 | Flat

FIR




9020 | Flat  
⊕



9082 | Flat



4030 | Flat




9033 | Flat  
⊕

OPTIONS KEY:  
⊕ Available in 8'


Glass is insulated unless otherwise noted.  
Exterior door height is 6'8" / thickness is 1-3/4" unless otherwise noted.  
Doors are shown with clear coat finish.

4130  
Shown in fir






9582 | Flat



4040 | Flat




4044 | Raised



4085 | Flat



4130 | Raised



4132 | Raised  
CLEAR



4134 | Raised  
CLEAR



9055 | Flat



4055 | Raised



## 30 DECORATIVE FRENCH

Light-filled doorways featuring the added privacy and beauty of decorative glass.




## 44 BIFOLDS

Beautiful wood closet doors designed for lasting performance and durability.



## 34 CLEAR FRENCH

Accentuates any room with natural wood construction and elegant clear glass finishes.




## 48 BARN DOORS

Versatile sliding doors perfectly suited for a rustic or industrial statement piece.



## 38 TRADITIONAL

Classic interior doors for a consistent and sophisticated look that never goes out of style.



## 50 FIRE-RATED

Safety blends seamlessly with style, functionality, and superb craftsmanship.



Custom door shown in birch

## What Are the Rogue Valley Door Icons?...


**ROGUE VALLEY**  
*Door*

★ EXCLUSIVE ★

The red banner denotes doors that are exclusively offered from Rogue Valley Door.



Look for the red and white stars for styles available in a Rogue Valley Door upgrade.



Enhance the doorways of your home with elegant French doors. This sophisticated door style is offered in a variety of wood species to perfectly match your existing home interior. Pair your French doors with decorative or clear glass for a customized look that is all your own.

**ROGUE VALLEY**  
*Door*

★ EXCLUSIVE ★

Exclusively offered from Rogue Valley Door\*\*



Rogue Valley Door upgrade available\*\*



301  
Shown in primed

PRIMED



**301**  
PANTRY



★ EXCLUSIVE ★

**1590**  
PANTRY



**306**  
SATIN ETCH  
⊕ ★



**401**  
NARROW REED  
⊕



★ EXCLUSIVE ★

**1501**  
SEEDY BAROQUE



**1505**  
SATIN ETCH



★ EXCLUSIVE ★

**501 – 8' | Flat**  
SATIN ETCH



★ EXCLUSIVE ★

**501 – 8' | Flat**  
SEEDY BAROQUE



★ EXCLUSIVE ★

**501 – 8' | Flat**  
PANTRY

**OPTIONS KEY:**  
⊕ Available in 8'

Multiple sticking options available for select doors. See index for design details.  
Interior door height is 6'8" / thickness is 1-3/8" unless otherwise noted.  
Doors are shown with clear coat finish (except primed).



1120  
Shown in fir



FIR



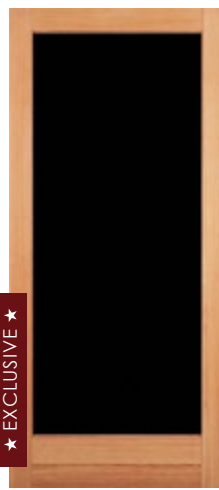
★ EXCLUSIVE ★

**1501**  
SATIN ETCH



★ EXCLUSIVE ★

**1501**  
SEEDY BAROQUE



★ EXCLUSIVE ★

**1120**  
MAGNETIC  
CHALKBOARD



★ EXCLUSIVE ★


**1590**  
PANTRY

HEMLOCK



★ EXCLUSIVE ★

**8501**  
SATIN ETCH




★ EXCLUSIVE ★

**8501**  
SEEDY BAROQUE



★ EXCLUSIVE ★

**8590**  
PANTRY



★ EXCLUSIVE ★


**1501**  
SATIN ETCH

KNOTTY ALDER



★ EXCLUSIVE ★

**1120**  
MAGNETIC  
CHALKBOARD



★ EXCLUSIVE ★

**1501**  
SEEDY BAROQUE



★ EXCLUSIVE ★

**1590**  
PANTRY

Multiple sticking options available for select doors. See index for design details.  
Interior door height is 6'8" / thickness is 1-3/8" unless otherwise noted.  
Doors are shown with clear coat finish (except primed).

INTERIOR

# Clear French




1515  
Shown in primed


PRIMED



**1501**  
CLEAR  
⊕ ★



**1510**  
CLEAR  
★




★ EXCLUSIVE ★

**1515**  
CLEAR



★ EXCLUSIVE ★

**501 – 8' | Flat**  
CLEAR



**1512 – 8'**  
CLEAR

HEMLOCK



**1501**  
CLEAR  
★



**1510**  
CLEAR

OPTIONS KEY:

⊕ Available in 8'

Multiple sticking options available for select doors. See index for design details.  
Interior door height is 6'8" / thickness is 1-3/8" unless otherwise noted.  
Doors are shown with clear coat finish (except primed).



**1510**  
Shown in knotty alder

KNOTTY ALDER



**1501**  
CLEAR  
✚ ★



**1510**  
CLEAR



**1512 - 8'**  
CLEAR

CLEAR PINE



**1501**  
CLEAR



**1510**  
CLEAR  
★



**1515**  
CLEAR  
★

FIR



**1501**  
CLEAR



**1510**  
CLEAR



**1515**  
CLEAR

Unify your interior design with the lasting look of Traditional door styles. Our selection of natural wood doors create a cohesive finishing touch. Choose from raised or flat panel designs in a variety of wood species for a timeless look to be enjoyed for years to come.

**ROGUE VALLEY**  
Door

★ EXCLUSIVE ★

Exclusively offered from Rogue Valley Door\*\*




Rogue Valley Door upgrade available\*\*



**760**  
Shown in knotty alder

**KNOTTY ALDER**




**782 | Flat**



**82 | Raised**



KNOTTY ALDER




82V | Raised  
V-GROOVE  
⊕



83 | Raised  
⊕ ★



83V | Raised  
V-GROOVE  
⊕




760 | Flat  
⊕ ★


PRIMED



755 | Flat  
⊕




720 | Flat  
⊕ ★




782 | Flat  
⊕ ★



760 | Flat  
⊕ ★



730 | Flat  
⊕



755 | Flat  
⊕ ★



Louver / Panel



Louver / Louver



44  
Shown in hemlock

HEMLOCK



720 | Flat



782 | Flat



82 | Raised



83 | Raised



HEMLOCK



8030 | Flat



760 | Flat  
★



44 | Raised



755 | Flat  
★

CLEAR PINE



66 | Raised




83 | Raised



44 | Raised



66 | Raised  
★



Louver / Panel




Louver / Louver



OAK

FIR



66 | Raised



8020 | Flat



8082 | Flat



30 | Flat

★ EXCLUSIVE ★

★ EXCLUSIVE ★


★ EXCLUSIVE ★

FIR



★ EXCLUSIVE ★

8033 | Flat



★ EXCLUSIVE ★

8582 | Flat



★ EXCLUSIVE ★

40 | Flat




★ EXCLUSIVE ★

44 | Raised




★ EXCLUSIVE ★

85 | Flat



★ EXCLUSIVE ★

8055 | Flat



★ EXCLUSIVE ★


55 | Raised




★ EXCLUSIVE ★

66 | Raised

KNOTTY PINE



82V | Raised  
V-GROOVE



83V | Raised  
V-GROOVE



66 | Raised

Beautiful and functional, our wood bifold doors provide classic styling and durable construction to stand up to everyday use. Available in panel and louver designs, bifold doors are the perfect solution for full-sized closet openings, laundry rooms, storage areas, and more.

**ROGUE VALLEY**  
*Door*

★ EXCLUSIVE ★

Exclusively offered from Rogue Valley Door\*\*



Rogue Valley Door upgrade available\*\*



82 / 44BF  
Shown in hemlock

CLEAR PINE




83BF | Raised  
★



66BF | Raised  
★




Louver / Panel\*\*




Louver / Louver\*\*


KNOTTY ALDER




82BF | Raised



82VBF | Raised  
V-GROOVE




83BF | Raised




83VBF | Raised  
V-GROOVE


KNOTTY PINE



82VBF | Raised  
V-GROOVE



83VBF | Raised  
V-GROOVE



66BF | Raised

NOTES:

\*\*1-1/8" thickness in Denver

Multiple sticking options available for select doors. See index for design details.  
Interior door height is 6'8" / thickness is 1-3/8" unless otherwise noted.  
Doors are shown with clear coat finish (except primed).



Louver / Louver  
Shown in primed

PRIMED



720BF | Flat



782BF | Flat



760BF | Flat



755BF | Flat

PRIMED




Louver / Panel



Louver / Louver

OAK



66BF | Raised

HEMLOCK



720BF | Flat



782BF | Flat



82/44BF | Raised




760BF | Flat



83BF | Raised



66BF | Raised




755BF | Flat

Multiple sticking options available for select doors. See index for design details.  
 Interior door height is 6'8" / thickness is 1-3/8" unless otherwise noted.  
 Doors are shown with clear coat finish (except primed).


Turn any doorway into a statement by adding a sliding barn door. This versatile door style adds charm and character while making the most of your available space. Customize your barn door to match your style, whether you prefer the rustic look or a more minimalist aesthetic.



**KNOTTY ALDER**




**IRB720V**  
V-GROOVE



**IRZ**  
Z-STYLE



**IRBZM**  
Z-STYLE / V-GROOVE  
(REVERSIBLE)







**ROGUE VALLEY**  
*Door*

**Optional Accessories**

Barn Track Hardware Kit



COLONIAL BRONZE




SATIN NICKEL

**LIKE A DOOR STYLE  
BUT WANT IT AS A  
BARN DOOR?...**

Order a standard door in a wider size or have Rogue Valley Door custom build your barn door in a variety of species and designs.


**KNOTTY PINE**



**IKPBVG**  
V-GROOVE



**IKPB2ZM**  
Z-STYLE / V-GROOVE  
(REVERSIBLE)



**PRIMED**



**IPBRM**  
RAVENNA  
V-GROOVE



**IRZ**  
Shown in knotty alder

Fire-rated doors play an integral role in the safety of your home and loved ones. Our fire-rated doors are most commonly used as a passage door between the house and adjacent garage (as required by most building codes). The doors on these pages are certified by an authorized testing agency and have a 20-minute fire rating.\* In addition to their safety attributes, our doors are available in a variety of styles and species to match your desired look.

**ROGUE VALLEY**  
*Door*

★ EXCLUSIVE ★

Exclusively offered from Rogue Valley Door\*\*



Rogue Valley Door upgrade available\*\*



9083

Shown in knotty alder

KNOTTY ALDER




★ EXCLUSIVE ★

9082-F | Flat



9082 | Raised  
⊕ ★



9082V | Raised  
V-GROOVE  
⊕



9083 | Raised  
⊕

HEMLOCK



9083V | Raised  
V-GROOVE  
⊕



★ EXCLUSIVE ★

9033-F | Flat  
⊕



9782 | Flat



9082 | Raised



9083 | Raised



9044 | Raised



9755 | Flat



9130 | Raised


OPTIONS KEY:

⊕ Available in 8'

Doors are shown with clear coat finish (except primed).  
\* To confirm fire door requirements in your jurisdiction, always check with your local building code.



PRIMED



9020-F | Flat



9082-F | Flat




9033-F | Flat



9055-F | Flat

FIR



★ EXCLUSIVE ★

9020-F | Flat  
⊕




★ EXCLUSIVE ★

9082-F | Flat




★ EXCLUSIVE ★

9033-F | Flat  
⊕



★ EXCLUSIVE ★

9582-F | Flat



★ EXCLUSIVE ★

4030-F | Flat




★ EXCLUSIVE ★

4040-F | Flat




★ EXCLUSIVE ★

4044-F | Raised



★ EXCLUSIVE ★

4085-F | Flat



★ EXCLUSIVE ★

9055-F | Flat



★ EXCLUSIVE ★

4055-F | Raised



★ EXCLUSIVE ★

4130-F | Raised

Doors are shown with clear coat finish (except primed).

\* To confirm fire door requirements in your jurisdiction, always check with your local building code.

## Imagine It and We Can Build It

Your home is a reflection of your lifestyle. From outdoor landscaping to interior design, it's your imagination that turns a house into a home. Enhancing it with custom doors makes a bold statement and puts the finishing touches on your creation.



4501

Shown in mahogany  
with custom glass

## Explore the Countless Possibilities of Customizable Exterior and Interior Doors\*

Considering Rogue Valley Door offers a multitude of custom styles and shapes using a wide variety of wood species and glass treatments, the possibilities are endless. Whether you're an architect, builder or homeowner, you have the opportunity to make one of our premium wood doors your own. If you can imagine it, we can build it.



Custom

Rogue Valley  
Door

Custom door shown with  
Heavy Water glass

ROGUE VALLEY  
*Door*

EXTERIOR & INTERIOR  
Custom



Custom door and sidelites  
shown in knotty alder



# Open the Door to Your Creativity

Inspired to create a custom door design? Rogue Valley Door provides all of the creative tools to design doors as unique as you are.\* From initial sketches, we generate a precise CAD drawing. From there, the design is sent along to our craftsmen. With great pride and attention to detail, we incorporate the materials you choose, build it to your precise specifications, and have it ready to ship within weeks.



## How to Design Your Custom Door

### 1 OPENING DESIGN

Begin by choosing a door design or custom shape, handcrafted to your specifications.

### 2 DOOR STYLE

Customize your door with unlimited panel and glass combinations.

### 3 SPECIES

Choose from over 50 wood species for your custom door or mix and match multiple species for a unique look.

### 4 GLASS STYLE

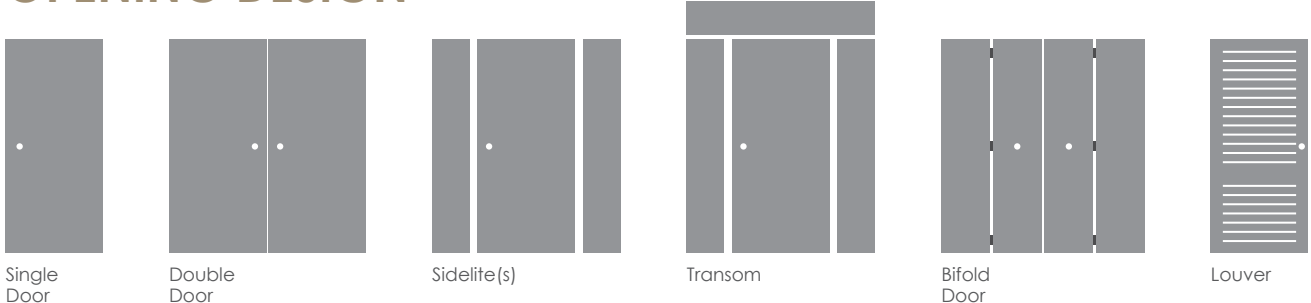
Invite natural light into your home with an assortment of custom glass textures and shapes.

### 5 PANEL & STICKING

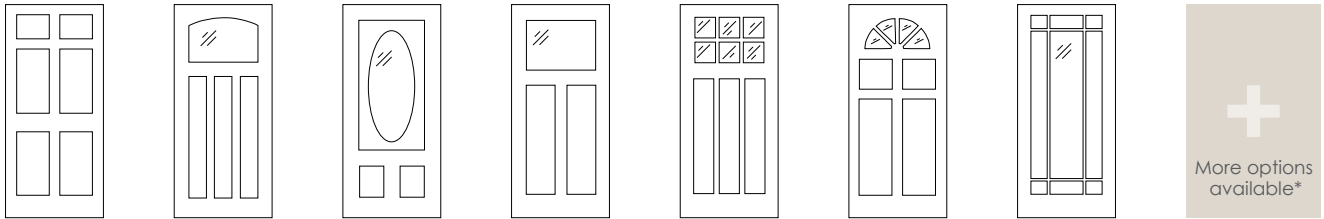
Complete the look with complementary panel and sticking profiles.

# Imagine the Possibilities


## 1 OPENING DESIGN



## 2 DOOR STYLE



## 3 SPECIES



4

GLASS STYLE



White Laminate



Satin



Clear




Mist



Grey



Delta Frost



Rain



Seedy Baroque



Bronze




Reeded



Bevel



Evergreen



Obscure-P516



Glue Chip




Bamboo



Double Glue Chip




Monumental



Solar Bronze



Cross Reed




Sycamore



Taffeta



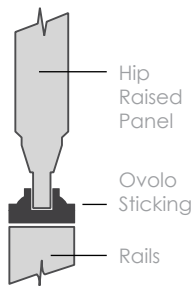
Heavy Water



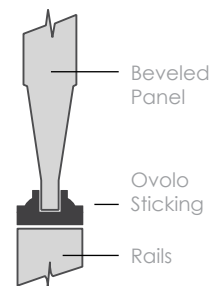
More options available\*

5

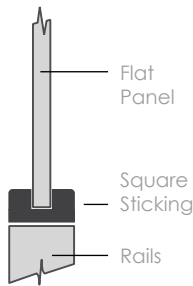
PANEL & STICKING OPTIONS



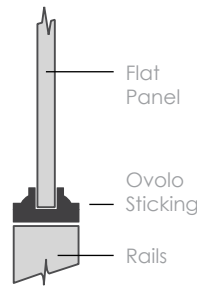
Hip Raised Panel with Ovolo Sticking



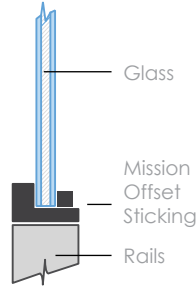
Beveled Panel with Ovolo Sticking




Flat Panel with Square Sticking



Flat Panel with Ovolo Sticking



Glass, Mission Offset with Square Sticking



More options available\*

# Care & Finishing

## HANDLING & STORAGE

1. Deliver doors in a clean truck and under cover.
2. Do not deliver or install doors until foundations, concrete floors, and plaster or texture walls are completely dry.
3. Allow doors time to acclimate to the conditions at the job site prior to installation.
4. Never subject doors to abnormal heat, dryness or humidity for prolonged periods (i.e. forced heat).
5. Store doors lying flat on a level surface above the ground in a dry, well-ventilated building and keep covered. Don't stack doors on end.
6. If the doors are to be stored on the job site, the entire door including top and bottom edges must be sealed with a clear or pigmented based sealer to prevent moisture absorption. All six sides of the door must be properly sealed for warranty to apply.
7. To keep doors protected, use clean gloves and equipment. Cover doors, but allow for air circulation. Carry, do not drag doors over any surface.

### **Important Note:**

***Panels of stile and rail doors are engineered to float so they can move with changes in climate without causing stress. Make sure these components are aligned before finishing. You can correct alignment by carefully moving the panel with a wood block, rubber mallet, and a soft touch. Components that have shifted and must be aligned are not considered "defects" according to the warranty.***

---

## FITTING & HANGING

1. When hanging a door, allow adequate clearance for swelling of door and frame in extremely damp weather.
  2. Use designated sizes to avoid cutting door width. For trimming ends, we recommend a sharp, fine-tooth saw.
  3. Be careful not to impair structural strength of door when fitting hardware or special features. To prevent distortion, set hinges in straight line. Use three hinges on doors 7' or less; four hinges on doors over 7' high. Jambs and stops must be square and plumb.
  4. Protect outward swinging doors that are exposed to the elements. An adequate overhang is strongly recommended for exterior doors. A general rule of thumb for an overhang is to measure height from porch to overhang and divide the distance in half. That measurement would be a minimum overhang width recommended.
  5. Immediately after fitting or cutting, and prior to weatherstripping and hanging any door, give the entire surface (including all edges) two coats of paint/stain, varnish or a quality sealer to prevent moisture absorption.
-

6. To minimize heat loss and reduce energy costs, use any good weatherstrip on exterior doors.
7. Damage incurred due to extreme temperature build-up when a storm door is used is not considered a defect.

**Important Note:**

**OrePac reserves the right to make product improvement changes in specifications, materials and construction details.**

---

## PREPARATION & FINISHING

1. Inspect door carefully for defects before finishing.
2. All wood doors supplied by OrePac require sanding and prep prior to finish. The amount of sanding will depend on the expected appearance after finish.
3. Remove all dust with a tack cloth before beginning to apply finish.
4. Hang the door prior to finishing, then remove to finish properly.
5. Apply finish to the door immediately after fitting and hanging, but never during or immediately after high periods of moisture.
6. The door should be finished while lying flat for maximum performance of finishing.
7. Use solvent-based paints, sealers and stains, or when applicable, high quality water-based paints or stains, and follow the paint/stain manufacturer's directions. Apply finish to all surfaces including top and bottom edges. Dark color finishes should not be used on doors exposed to prolonged direct sunlight. The heat buildup may cause warping, veneer checks or separation.
8. To stain the door: Apply a stain and sealer combination as recommended by the paint/stain manufacturer for the type of application (either exterior or interior). The stain or sealer combination will stain the door and seal the surface. Apply three coats of clear top coat, such as varnish or polyurethane. Sand lightly between coats. All exteriors must have ultra violet (UV) inhibitors in the finish. Do not use solid-based stains as the final finish. These finishes must have three coats of varnish or polyurethane as final top coat.
9. To paint the door: Use a quality solvent-based primer, followed by three coats of a good exterior paint recommended by the paint/stain manufacturer to be compatible with the primer. When finishing glazed doors, apply top coats generously to bridge wood and glass. To protect against moisture, lap paint onto glass 1/16 inch. For interior applications, use a quality interior primer followed by two coats of interior latex enamel or solvent-based paint. The door manufacturer and distributor are not responsible for the final appearance of doors finished in the field. It is expected that the contractor will make adjustments as needed to achieve the desired results.
10. All finishes will last longer when protected from the direct sun and rain by an overhang or porch. If the door is exposed to the elements, a fine bead of silicone caulk should be used between the glass and sticking or panel and sticking on the door's exterior.

# Warranty

OrePac warranties that each door purchased from OrePac is of good material and workmanship and shall be free of defects which render such door(s) unserviceable or unfit for ordinary recommended use.

## ONE-YEAR EXTERIOR DOOR WARRANTY\*

Doors used in an exterior application (with controlled climate conditions on one side) shall carry a one-year limited warranty from the date of purchase from the dealer. This warranty applies only to doors that have been properly finished, sealed, and hung in a location protected from direct exposure to sun and rain, under normal conditions. See specific "Storage & Handling" and "Maintaining your Stile and Rail Door" documents.

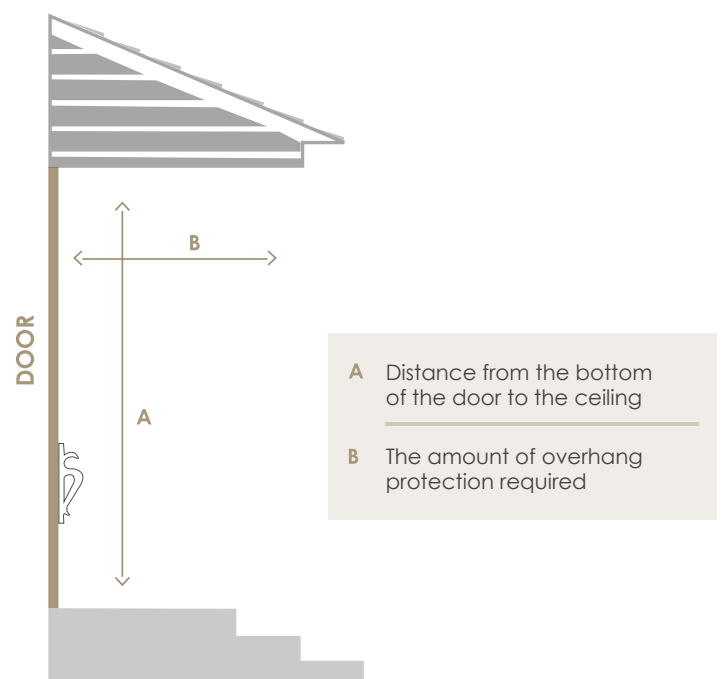
## FIVE-YEAR INTERIOR DOOR WARRANTY\*

Doors used in an interior application (with controlled climate conditions on both sides) shall carry a five-year limited warranty from the date of purchase from the dealer. This warranty applies only to doors that have been properly finished, sealed, and hung. The five-year warranty applies only to the original homeowner and is not transferable.

**\*Please confirm for Rogue Valley Door warranty; may vary based on door specifics.**

### Determining Adequate Overhang

To determine if your door has adequate overhang, measure up from the bottom of the door to the ceiling and divide that distance by two. The resulting number will be the minimum allowable overhang. If you have a western or southern exposure, you may still receive direct sunlight on the door and a larger overhang will be required.



## CHARACTERISTICS EXCLUDED FROM WARRANTIES

**The following are not defects in the workmanship or material and are not covered by this written warranty:**

1. Damage caused by failure to comply with the "Care & Finishing" instructions.
2. Warp of less than or equal to 1/4" in the plane of any door 3' x 7' or smaller.
3. Defect caused by a warped or bowed jamb/frame unit or improper installation.
4. Natural variations in the color or texture of the wood.
5. Failure to properly seal the door. All six sides must be sealed immediately after fitting and hanging with the integrity of the finish maintained.
6. Panel misalignment or shrinkage.
7. Rail expansion due to climate conditions.
8. Damage caused by extreme temperature build-up where a storm door is utilized.
9. Failure to perform normal homeowner's maintenance, including but not limited to, reapplying topcoat on a yearly basis.
10. The performance or appearance of finishes applied.

---

## LIMITATION OF LIABILITY

The liability of OrePac is expressly limited to the replacement or repair of the door or a refund, in full, of the original purchase price. OrePac shall not be liable for any special, consequential indirect or incidental damages based upon breach of express or implied warranty, breach of contract, negligence, strict tort or any loss of profits, loss of savings or revenue, loss of use of the door or structure in which the door is installed, cost of any substitute doors, claims by third parties including subsequent purchasers of OrePac's products and injury to property.

***This warranty gives you specific legal rights and you may have other rights which vary from state to state.***

***Additional warranty details and restrictions are available through your OrePac representative.***

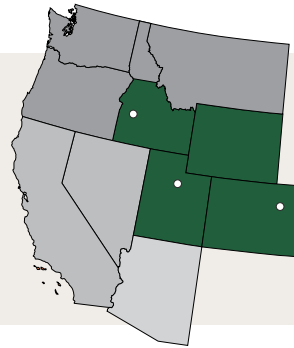
# STILE & RAIL COLLECTION

## Index

### Door Availability by Branch

At OrePac we strive to accommodate your building needs. Due to market demand, door availability varies by region. Please use the chart below to determine the lead time for your selected door(s).

- ◆ In-Stock (5–7 days)
- In-Stock Regionally (2–3 weeks)



**Mountain**  
 Boise, ID  
 Denver, CO  
 Salt Lake City, UT

PAGE	STYLE	SPECIES	DETAIL	GLASS	CAMING	HEIGHT	PANEL	STICKING	B	D	S
<b>EXTERIOR   ROGUE VALLEY DOOR ★</b>											
09	7026	Fir	Plank	n/a	n/a	6/8	SC	n/a	●	●	●
09	7126	Fir	Plank	Satin Etch	n/a	6/8	n/a	n/a	All exterior doors have 2-3 week lead-times		
09	9032-G	Fir	3 Lite	Satin Etch	n/a	6/8	n/a	▲			
09	9400	Fir	Diagonal 3 Lite	Clear	n/a	6/8	n/a	▲			
09	9042	Fir	4 Panel	n/a	n/a	6/8	n/a	▲			
09	9042-G	Fir	4 Lite	Satin Etch	n/a	6/8	n/a	▲			
09	9026	Fir	6 Panel	n/a	n/a	6/8	FL	▲			
09	9026-G	Fir	6 Lite	Satin Etch	n/a	6/8	n/a	▲			
09	9077-G	Fir	7 Lite	Satin Etch	n/a	6/8	n/a	▲			
	9077-G	Fir	7 Lite	Satin Etch	n/a	8/0	n/a	▲			
09	9077	Fir	7 Panel	n/a	n/a	6/8	FL	▲			
11	4962-A	Knotty Alder	Craftsman 2 Panel 1 Lite Arch	Traditions	P	6/8	HR	▲			
11	4962	Fir	Craftsman 2 Panel	Traditions	P	6/8	FL	▲			
11	4962	Fir	Craftsman 2 Panel	Pasadena	P, Z	6/8	FL	▲			
11	4962	Fir	Craftsman 2 Panel	Poppies	P	6/8	FL	▲			
11	4962-A	Fir	Craftsman 2 Panel 1 Lite Arch	Traditions	P	6/8	FL	▲			
11	4362	Fir	Craftsman 3 Panel 3 Lite	Traditions	P	6/8	FL	▲			
11	4462	Fir	Craftsman 2 Panel 4 Lite	Prairie	P	6/8	FL	▲			
13	9912	Fir	Craftsman 2 Panel 1 Lite Arch	Traditions	P	6/8	FL	▲ ▲			
13	9912	Fir	Craftsman 2 Panel 1 Lite Arch	Pasadena	P, Z	6/8	FL	▲ ▲			
13	9917	Fir	Craftsman 2 Panel 1 Lite	Traditions	P	6/8	FL	▲			
13	9917	Fir	Craftsman 2 Panel 1 Lite	Pasadena	P, Z	6/8	FL	▲			
13	9936	Fir	Craftsman 3 Lite	Traditions	P	6/8	FL	▲			
13	9936	Fir	Craftsman 3 Lite	Pasadena	P, Z	6/8	FL	▲			
13	9933	Fir	Craftsman 3 Panel 3 Lite	Traditions	P	6/8	FL	▲			
13	9933	Fir	Craftsman 3 Panel 3 Lite	Pasadena	P, Z	6/8	FL	▲			
14	9912	White Oak	Craftsman 2 Panel 1 Lite Arch	Traditions	P	6/8	FL	▲ ▲			
14	9912	White Oak	Craftsman 2 Panel 1 Lite Arch	Pasadena	P, Z	6/8	FL	▲ ▲			
15	9933	Mahogany	Craftsman 3 Panel 3 Lite	Traditions	P	6/8	FL	▲			
15	9933	Mahogany	Craftsman 3 Panel 3 Lite	Pasadena	P, Z	6/8	FL	▲			
15	9936	Cherry	Craftsman 3 Lite	Traditions	P	6/8	FL	▲			
15	9936	Cherry	Craftsman 3 Lite	Pasadena	P, Z	6/8	FL	▲			

**PANEL KEY:**

★ = Rogue Valley Door

AH = Angle Hip  
 FL = Flat

BP = Bladder Press  
 HR = Hip Raised

BE = Beveled  
 SC = Scoop  
 DH = Double Hip  
 SH = Single Hip

**CAMING KEY:**

B = Brass P = Patina Z = Zinc

**LEAD-TIME KEY:**

◆ In-Stock (5–7 days)

● In-Stock Regionally (2–3 weeks)



PAGE	STYLE	SPECIES	DETAIL	GLASS	CAMING	HEIGHT	PANEL	STICKING	B	D	S
<b>EXTERIOR   ROGUE VALLEY DOOR ★</b>											
16	7170	Oak	2 Panel 3/4 Oval Lite	Catalina	B, P, Z	6/8	HR				
16	7170	Oak	2 Panel 3/4 Oval Lite	Newport	B, P	6/8	HR		All exterior doors have 2-3 week lead-times		
16	7170	Oak	2 Panel 3/4 Oval Lite	Willow	P	6/8	HR				
17	7070	Oak	2 Panel 3/4 Oval Lite	Catalina	B, P, Z	6/8	HR				
17	7070	Oak	2 Panel 3/4 Oval Lite	Newport	B, P	6/8	HR				
17	7070	Oak	2 Panel 3/4 Oval Lite	Willow	P	6/8	HR				
17	7050	Oak	Oval Full Lite	Catalina	B	6/8	HR				
17	7020	Oak	6 Panel Fan Lite	Monticello	B	6/8	HR				
17	7020	Oak	6 Panel Fan Lite	Newport	B, P, Z	6/8	HR				
17	7020	Oak	6 Panel Fan Lite	Tuscany	P, Z	6/8	HR				
17	7020	Oak	6 Panel Fan Lite	Victorian	P	6/8	HR				
17	7020	Oak	6 Panel Fan Lite	Malibu	P	6/8	HR				
17	7077	Oak	Center Arch Lite	Newport	B, P, Z	6/8	HR				
17	7077	Oak	Center Arch Lite	Olympia	B, Z	6/8	HR				
18	4662	Knotty Alder	Craftsman 2 Panel 6 Lite	Low-E	n/a	6/8	HR				
18	4662-A	Knotty AlMder	Craftsman 2 Panel 6 Lite Arch	Low-E	n/a	6/8	HR				
19	4612	Fir	Craftsman 2 Panel 1 Lite	Low-E	n/a	6/8	FL				
19	9617	Fir	Craftsman 2 Panel 1 Lite	Low-E	n/a	6/8	FL				
19	4612	Fir	Craftsman 2 Panel 1 Lite	Seedy Baroque	n/a	6/8	FL				
19	9617	Fir	Craftsman 2 Panel 1 Lite	Seedy Baroque	n/a	6/8	FL				
19	4632	Fir	Craftsman 2 Panel 3 Lite	Low-E	n/a	6/8	FL				
19	4662	Fir	2 Panel 6 Lite	Low-E	n/a	6/8	HR				
19	9662	Fir	2 Panel 6 Lite	Low-E	n/a	6/8	FL				
19	9662-A	Fir	Craftsman 2 Panel 6 Lite Arch	Low-E	n/a	6/8	FL				
19	4662-A	Fir	Craftsman 2 Panel 6 Lite Arch	Low-E	n/a	6/8	HR				
19	9667	Fir	2 Panel 6 Lite	Low-E	n/a	6/8	FL				
21	4108	Fir	Craftsman 1 Panel 1 Lite	Clear	n/a	6/8	FL				
21	4144	Fir	2 Panel 1/2 Lite	Clear	n/a	6/8	HR				
21	4661-V	Fir	Craftsman Beaded 6 Lite	Low-E	n/a	6/8	HR				
21	4661-VA	Fir	Craftsman Beaded 6 Lite Arch	Low-E	n/a	6/8	HR				
21	4697	Fir	Craftsman 1 Panel 9 Lite	Low-E	n/a	6/8	FL				
21	4982-VA	Fir	Beaded 1 Panel 9 Lite Arch	Low-E	n/a	6/8	HR				
21	4982-V	Fir	Beaded 1 Panel 9 Lite	Low-E	n/a	6/8	HR				
21	4944	Fir	2 Panel 9 Lite	Clear	n/a	6/8	HR				
21	412-VA	Fir	Beaded 1 Panel 12 Lite Arch	Low-E	n/a	6/8	HR				
21	412-V	Fir	Beaded 1 Panel 12 Lite	Low-E	n/a	6/8	HR				
23	4501	Fir	Full Lite	Clear	n/a	6/8	n/a				
23	4501	Fir	Full Lite	Low-E	n/a	6/8	n/a				
		Fir	Full Lite	Low-E	n/a	8/0	n/a				
23	4621	Fir	1 Panel 3/4 Lite	Clear	n/a	6/8	HR				
23	410	Fir	1 Panel 8 Lite	Clear	n/a	6/8	HR				
23	4510	Fir	10 Lite	Clear	n/a	6/8	n/a				
23	4597	Fir	1 Panel 9 Lite	Clear	n/a	6/8	HR				
25	9082	Knotty Alder	2 Panel Square Top	n/a	n/a	6/8	FL				
25	4082	Knotty Alder	2 Panel Square Top	n/a	n/a	6/8	HR				
25	9033	Knotty Alder	Craftsman 3 Panel	n/a	n/a	6/8	FL				
		Knotty Alder	Craftsman 3 Panel	n/a	n/a	8/0	FL				
25	9020	Primed	1 Panel	n/a	n/a	6/8	FL	*			
25	9082	Primed	2 Panel Square Top	n/a	n/a	6/8	FL	*			
25	9033	Primed	Craftsman 3 Panel	n/a	n/a	6/8	FL				
25	9055	Primed	5 Panel	n/a	n/a	6/8	FL				

**STICKING KEY:**

- Ovolo
- Taper
- Square
- Cove
- Pinnacle
- Chamfered Parts
- \* Other Sticking Option Available in Stock Program

PAGE	STYLE	SPECIES	DETAIL	GLASS	CAMING	HEIGHT	PANEL	STICKING	B	D	S
<b>EXTERIOR   ROGUE VALLEY DOOR ★</b>											
25	9020	Fir	1 Panel	n/a	n/a	6/8	FL				
	9020	Fir	1 Panel	n/a	n/a	8/0	FL		All exterior doors have 2-3 week lead-times		
25	9082	Fir	2 Panel Square Top	n/a	n/a	6/8	FL				
25	4030	Fir	3 Panel	n/a	n/a	6/8	FL				
25	9033	Fir	Craftsman 3 Panel	n/a	n/a	6/8	FL				
	9033	Fir	Craftsman 3 Panel	n/a	n/a	8/0	FL				
27	9582	Fir	3 Panel	n/a	n/a	6/8	FL				
27	4040	Fir	Craftsman 4 Panel	n/a	n/a	6/8	FL				
27	4044	Fir	4 Panel	n/a	n/a	6/8	HR				
27	4085	Fir	5 Panel	n/a	n/a	6/8	FL				
27	4130	Fir	6 Panel	n/a	n/a	6/8	HR				
27	4132	Fir	4 Panel 2 Lite	Clear	n/a	6/8	HR				
27	4134	Fir	4 Panel 4 Lite	Clear	n/a	6/8	HR				
27	9055	Fir	5 Panel	n/a	n/a	6/8	FL				
27	4055	Fir	5 Panel	n/a	n/a	6/8	HR				

PAGE	STYLE	SPECIES	DETAIL	GLASS	CAMING	HEIGHT	PANEL	STICKING	B	D	S
<b>SIDELITES   ROGUE VALLEY DOOR ★</b>											
9	9077-G SL	Fir	7 Lite	Satin Etch	n/a	6/8	n/a				
9	4701	Fir	Full Lite	Clear	n/a	6/8	n/a		All exterior doors have 2-3 week lead-times		
9	4701	Fir	Full Lite	Low-E	n/a	6/8	n/a				
11	4961SL	Knotty Alder	Craftsman 1 Panel 1 Lite	Traditions	P	6/8	HR				
11	4961 SL	Fir	Craftsman 1 Panel 1 Lite	Traditions	P	6/8	FL				
11	4961 SL	Fir	Craftsman 1 Panel 1 Lite	Poppies	P	6/8	FL				
11	4462 SL	Fir	Craftsman 1 Panel 2 Lite	Prairie	P	6/8	FL				
13	9901-C	Fir	Full Lite	Traditions	P	6/8	n/a				
13	9901-C	Fir	Full Lite	Pasadena	P, Z	6/8	n/a				
13	9901	Fir	Full Lite	Traditions	P	6/8	n/a				
13	9901	Fir	Full Lite	Pasadena	P, Z	6/8	n/a				
14	9901-C	White Oak	Full Lite	Traditions	P	6/8	n/a				
14	9901-C	White Oak	Full Lite	Pasadena	P, Z	6/8	n/a				
15	9901	Mahogany	Full Lite	Traditions	P	6/8	n/a				
15	9901	Mahogany	Full Lite	Pasadena	P, Z	6/8	n/a				
15	9901	Cherry	Full Lite	Traditions	P	6/8	n/a				
15	9901	Cherry	Full Lite	Pasadena	P, Z	6/8	n/a				
16	7750	Oak	Full Lite	Catalina	B, P, Z	6/8	n/a				
16	7750	Oak	Full Lite	Newport	B, P	6/8	n/a				
16	7750	Oak	Full Lite	Willow	P	6/8	n/a				
18	4662 SL	Knotty Alder	Craftsman 1 Panel 2 Lite	Low-E	n/a	6/8	HR				
19	4612 SL	Fir	Craftsman 1 Panel 1 Lite	Low-E	n/a	6/8	FL				
19	4612 SL	Fir	Craftsman 1 Panel 1 Lite	Seedy Baroque	n/a	6/8	FL				
19	4662 SL	Fir	Craftsman 1 Panel 2 Lite	Low-E	n/a	6/8	HP				
19	9662 SL	Fir	Craftsman 1 Panel 2 Lite	Low-E	n/a	6/8	FL				
21	4702	Fir	1 Panel 1/2 Lite	Clear	n/a	6/8	HR				
21	4661-V	Fir	Craftsman Beaded 1 Panel 2 Lite	Low-E	n/a	6/8	HR				
21	4703-V	Fir	1 Panel 3 Lite	Low-E	n/a	6/8	HR				
21	4704-V	Fir	Beaded 1 Panel 4 Lite	Low-E	n/a	6/8	HR				
23	4705	Fir	5 Lite	Clear	n/a	6/8	n/a				
23	4797	Fir	1 Panel 3 Lite	Clear	n/a	6/8	HR				

**PANEL KEY:**

★ = Rogue Valley Door

AH = Angle Hip  
FL = Flat

BP = Bladder Press  
HR = Hip Raised

BE = Beveled  
SC = Scoop

DH = Double Hip  
SH = Single Hip

**CAMING KEY:**

B = Brass P = Patina Z = Zinc

**LEAD-TIME KEY:**

◆ In-Stock (5-7 days)

○ In-Stock Regionally (2-3 weeks)

PAGE	STYLE	SPECIES	DETAIL	GLASS	HEIGHT	PANEL	STICKING	STICKING		
								B	D	S
INTERIOR   BUILDERS CHOICE & ROGUE VALLEY DOOR										
31	301	Primed	Full Lite	Pantry	6/8	n/a		○	○	◆
	★ 1590	Primed	Full Lite	Pantry	6/8	n/a		○	○	○
31	306	Primed	Full Lite	Satin Etch	6/8	n/a		○	◆	◆
	↳ ★ 1501	Primed	Full Lite	Satin Etch	6/8	n/a		○	○	○
	306	Primed	Full Lite	Satin Etch	8/0	n/a		◆	◆	◆
31	401	Primed	Full Lite	Narrow Reed	6/8	n/a		◆	○	◆
	401	Primed	Full Lite	Narrow Reed	8/0	n/a		◆	○	○
31	★ 1501	Primed	Full Lite	Seedy Baroque	6/8	n/a		○	○	○
31	1505	Primed	Full Lite	Satin Etch	6/8	n/a		○	○	◆
31	★ 501	Primed	1 Panel 3/4 Lite	Satin Etch	8/0	FL		○	○	○
31	★ 501	Primed	1 Panel 3/4 Lite	Seedy Baroque	8/0	FL		○	○	○
31	★ 501	Primed	1 Panel 3/4 Lite	Pantry	8/0	FL		○	○	○
33	★ 1501	Fir	Full Lite	Satin Etch	6/8	n/a		○	○	○
33	★ 1501	Fir	Full Lite	Seedy Baroque	6/8	n/a		○	○	○
33	★ 1120	Fir	Full Lite	Magnetic Chalk	6/8	n/a		○	○	○
33	★ 1590	Fir	Full Lite	Pantry	6/8	n/a		○	○	○
33	★ 8501	Hemlock	Full Lite	Satin Etch	6/8	n/a		○	○	○
33	★ 8501	Hemlock	Full Lite	Seedy Baroque	6/8	n/a		○	○	○
33	★ 8501	Hemlock	Full Lite	Pantry	6/8	n/a		○	○	○
33	★ 1501	Knotty Alder	Full Lite	Satin Etch	6/8	n/a		○	○	○
33	★ 1120	Knotty Alder	Full Lite	Magnetic Chalk	6/8	n/a		○	○	○
33	★ 1501	Knotty Alder	Full Lite	Seedy Baroque	6/8	n/a		○	○	○
33	★ 1590	Knotty Alder	Full Lite	Pantry	6/8	n/a		○	○	○
35	1501	Primed	Full Lite	Clear	6/8	n/a		◆	◆	◆
	↳ ★ 1501	Primed	Full Lite	Clear	6/8	n/a		○	○	○
	1501	Primed	Full Lite	Clear	8/0	n/a		◆	◆	◆
35	1510	Primed	10 Lite	Clear	6/8	n/a		◆	◆	◆
	↳ ★ 1510	Primed	10 Lite	Clear	6/8	n/a		○	○	○
35	★ 1515	Primed	15 Lite	Clear	6/8	n/a		○	○	○
35	★ 501	Primed	1 Panel 3/4 Lite	Clear	8/0	FL		○	○	○
35	1512	Primed	12 Lite	Clear	8/0	n/a		◆	◆	◆
35	1501	Hemlock	Full Lite	Clear	6/8	n/a		○	◆	○
	↳ ★ 8081	Hemlock	Full Lite	Clear	6/8	n/a		○	○	○
35	1510	Hemlock	10 Lite	Clear	6/8	n/a		○	◆	○
37	1501	Knotty Alder	Full Lite	Clear	6/8	n/a		◆	◆	◆
	↳ ★ 1501	Knotty Alder	Full Lite	Clear	6/8	n/a		○	○	○
	1501	Knotty Alder	Full Lite	Clear	8/0	n/a		○	◆	○
37	1510	Knotty Alder	10 Lite	Clear	6/8	n/a		◆	◆	◆
37	1512	Knotty Alder	12 Lite	Clear	8/0	n/a		○	◆	○
37	1501	Clear Pine	Full Lite	Clear	6/8	n/a		○	◆	◆
37	1510	Clear Pine	10 Lite	Clear	6/8	n/a		◆	◆	◆
	↳ ★ 1510	Clear Pine	10 Lite	Clear	6/8	n/a		○	○	○
37	1515	Clear Pine	15 Lite	Clear	6/8	n/a		◆	◆	◆
	↳ ★ 1515	Clear Pine	15 Lite	Clear	6/8	n/a		○	○	○
37	★ 1501	Fir	Full Lite	Clear	6/8	n/a		○	○	○
37	★ 1510	Fir	10 Lite	Clear	6/8	n/a		○	○	○
37	★ 1515	Fir	15 Lite	Clear	6/8	n/a		○	○	○
38	782	Knotty Alder	2 Panel Square Top	n/a	6/8	FL		○	◆	◆
	↳ ★ 8082	Knotty Alder	2 Panel Square Top	n/a	6/8	FL		○	○	○
	782	Knotty Alder	2 Panel Square Top	n/a	8/0	FL		○	○	◆

STICKING KEY:

Ovolo Taper Square Cove Pinnacle Chamfered Parts \* Other Sticking Option Available in Stock Program

PAGE	STYLE	SPECIES	DETAIL	GLASS	HEIGHT	PANEL	STICKING	B	D	S
INTERIOR   BUILDERS CHOICE & ROGUE VALLEY DOOR										
38	82	Knotty Alder	2 Panel	n/a	6/8	SC		○	○	◆
	↳ ★ 82	Knotty Alder	2 Panel	n/a	6/8	HR		○	○	○
	82	Knotty Alder	2 Panel	n/a	8/0	SC		◆	◆	◆
39	82V	Knotty Alder	2 Panel Square Top V-Groove	n/a	6/8	SC		○	◆	◆
	82V	Knotty Alder	2 Panel Square Top V-Groove	n/a	8/0	SC		○	◆	◆
39	83	Knotty Alder	2 Panel Arch Top	n/a	6/8	SC		◆	◆	◆
	↳ ★ 82-A	Knotty Alder	2 Panel Arch Top	n/a	6/8	HR		○	○	○
	83	Knotty Alder	2 Panel Arch Top	n/a	8/0	SC		◆	◆	◆
39	83V	Knotty Alder	2 Panel Arch Top V-Groove	n/a	6/8	SC		◆	◆	◆
	83V	Knotty Alder	2 Panel Arch Top V-Groove	n/a	8/0	SC		◆	◆	◆
39	760	Knotty Alder	Craftsman 3 Panel	n/a	6/8	FL		○	◆	◆
	↳ ★ 8033	Knotty Alder	Craftsman 3 Panel	n/a	6/8	FL		○	○	○
	↳ ★ 8033	Knotty Alder	Craftsman 3 Panel	n/a	8/0	FL		○	○	○
39	755	Knotty Alder	5 Panel	n/a	6/8	FL		○	◆	◆
	755	Knotty Alder	5 Panel	n/a	8/0	FL		○	○	◆
39	720	Primed	1 Panel	n/a	6/8	FL	*	○	◆	◆
	↳ ★ 8020	Primed	1 Panel	n/a	6/8	FL		○	○	○
	720	Primed	1 Panel	n/a	8/0	FL	*	○	◆	◆
39	782	Primed	2 Panel	n/a	6/8	FL		○	◆	◆
	↳ ★ 8082	Primed	2 Panel	n/a	6/8	FL		○	○	○
	782	Primed	2 Panel	n/a	8/0	FL		○	◆	◆
39	760	Primed	Craftsman 3 Panel	n/a	6/8	FL		○	◆	◆
	↳ ★ 8033	Primed	Craftsman 3 Panel	n/a	6/8	FL		○	○	○
	760	Primed	2 Panel	n/a	8/0	FL		○	◆	○
39	730	Primed	3 Panel	n/a	6/8	FL		○	◆	◆
	730	Primed	3 Panel	n/a	8/0	FL		○	◆	○
39	755	Primed	5 Panel	n/a	6/8	FL		○	◆	◆
	↳ ★ 8055	Primed	5 Panel	n/a	6/8	FL		○	○	○
	755	Primed	5 Panel	n/a	8/0	FL		○	◆	○
39	LP	Primed	Louver / Panel	n/a	6/8	FL		○	◆	◆
39	LL	Primed	Louver / Louver	n/a	6/8	n/a		○	◆	◆
40	720	Hemlock	1 Panel	n/a	6/8	FL		○	◆	○
40	782	Hemlock	2 Panel Square Top	n/a	6/8	FL		○	◆	○
	↳ ★ 8082	Hemlock	2 Panel Square Top	n/a	6/8	FL		○	○	○
40	82	Hemlock	2 Panel Square Top	n/a	6/8	BP		○	◆	○
	↳ ★ 82	Hemlock	2 Panel Square Top	n/a	6/8	HR		○	○	○
40	83	Hemlock	2 Panel Arch Top	n/a	6/8	BP		○	◆	○
41	★ 8030	Hemlock	3 Panel	n/a	6/8	FL		○	○	○
41	760	Hemlock	Craftsman 3 Panel	n/a	6/8	FL		○	◆	○
	↳ ★ 8033	Hemlock	Craftsman 3 Panel	n/a	6/8	FL		○	○	○
41	44	Hemlock	4 Panel	n/a	6/8	DH		○	◆	○
41	755	Hemlock	5 Panel	n/a	6/8	FL		○	◆	○
	↳ ★ 8055	Hemlock	5 Panel	n/a	6/8	FL		○	○	○
41	66	Hemlock	6 Panel	n/a	6/8	DH		○	◆	○
41	83	Clear Pine	2 Panel Arch Top	n/a	6/8	DH		○	◆	○
41	★ 44	Clear Pine	4 Panel	n/a	6/8	BE		○	○	○
41	66	Clear Pine	6 Panel	n/a	6/8	DH		◆	◆	◆
	↳ ★ 66	Clear Pine	6 Panel	n/a	6/8	BE		○	○	○
41	LP	Clear Pine	Louver / Panel	n/a	6/8	SC		○	◆	○
41	LL	Clear Pine	Louver / Louver	n/a	6/8	n/a		○	◆	○

PANEL KEY:

★ = Rogue Valley Door

AH = Angle Hip    BP = Bladder Press    BE = Beveled    DH = Double Hip    FL = Flat    HR = Hip Raised  
 SC = Scoop    SH = Single Hip    † = Angle Hip panel in Denver    ◆ = Scoop panel in Denver

LEAD-TIME KEY:

◆ In-Stock (5-7 days)    ○ In-Stock Regionally (2-3 weeks)

PAGE	STYLE	SPECIES	DETAIL	GLASS	HEIGHT	PANEL	STICKING	STICKING		
								B	D	S
<b>INTERIOR   BUILDERS CHOICE &amp; ROGUE VALLEY DOOR</b>										
42	66	Oak	6 Panel	n/a	6/8	BP		○	◆	○
42	★ 8020	Fir	1 Panel	n/a	6/8	FL		○	○	○
		Fir	1 Panel	n/a	8/0	FL		○	○	○
42	★ 8082	Fir	2 Panel	n/a	6/8	FL	*	○	○	○
42	★ 30	Fir	3 Panel	n/a	6/8	FL		○	○	○
43	★ 8033	Fir	Craftsman 3 Panel	n/a	6/8	FL		○	○	○
		Fir	Craftsman 3 Panel	n/a	8/0	FL		○	○	○
43	★ 8582	Fir	3 Panel	n/a	6/8	FL		○	○	○
43	★ 40	Fir	Craftsman 4 Panel	n/a	6/8	FL		○	○	○
43	★ 44	Fir	4 Panel	n/a	6/8	HR		○	○	○
43	★ 85	Fir	5 Panel	n/a	6/8	FL		○	○	○
43	★ 8055	Fir	5 Panel	n/a	6/8	FL		○	○	○
43	★ 55	Fir	5 Panel	n/a	6/8	HR		○	○	○
43	★ 66	Fir	6 Panel	n/a	6/8	HR		○	○	○
43	82V	Knotty Pine	2 Panel Square Top V-Groove	n/a	6/8	AH		◆	◆	◆
43	83V	Knotty Pine	2 Panel Arch Top V-Groove	n/a	6/8	AH		◆	◆	◆
43	66	Knotty Pine	6 Panel	n/a	6/8	SH		◆	◆	◆

PAGE	STYLE	SPECIES	DETAIL	GLASS	HEIGHT	PANEL	STICKING	STICKING		
								B	D	S
<b>BIFOLDS   BUILDERS CHOICE &amp; ROGUE VALLEY DOOR</b>										
45	83BF ↳ ★ 44-BF	Clear Pine	4 Panel Bifold	n/a	6/8	DH		○	◆	○
		Clear Pine	4 Panel Bifold	n/a	6/8	BE		○	○	○
45	66BF ↳ ★ 66-BF	Clear Pine	6 Panel Bifold	n/a	6/8	DH		○	◆	○
		Clear Pine	6 Panel Bifold	n/a	6/8	BE		○	○	○
45	LPBF	Clear Pine	Louver / Panel	n/a	6/8	SC		○	◆	○
45	LLBF	Clear Pine	Louver / Louver	n/a	6/8	n/a		○	◆	○
45	82BF	Knotty Alder	2 Panel Square Top	n/a	6/8	SC		○	◆	○
45	82VBF	Knotty Alder	2 Panel Square Top V-Groove	n/a	6/8	SC		○	◆	○
45	83BF	Knotty Alder	2 Panel Arch Top	n/a	6/8	SC		○	◆	○
45	83VBF	Knotty Alder	2 Panel Arch Top V-Groove	n/a	6/8	SC		○	◆	○
45	82VBF	Knotty Pine	2 Panel Square Top V-Groove	n/a	6/8	AH		○	◆	◆
45	83VBF	Knotty Pine	2 Panel Arch Top V-Groove	n/a	6/8	AH		◆	◆	◆
45	66BF	Knotty Pine	6 Panel	n/a	6/8	SH		○	◆	◆
46	720BF	Primed	1 Panel	n/a	6/8	FL		○	◆	○
46	782BF	Primed	2 Panel	n/a	6/8	FL		○	◆	○
46	760BF	Primed	Craftsman 3 Panel	n/a	6/8	FL		○	◆	○
46	755BF	Primed	5 Panel	n/a	6/8	FL		○	◆	○
47	LPBF	Primed	Louver / Panel	n/a	6/8	FL		○	◆	○
47	LLBF	Primed	Louver / Louver	n/a	6/8	n/a		○	◆	○
47	66BF	Oak	6 Panel	n/a	6/8	BP		○	◆	○
47	720BF	Hemlock	1 Panel	n/a	6/8	FL		○	◆	○
47	782BF	Hemlock	2 Panel	n/a	6/8	FL		○	◆	○
47	82BF	Hemlock	2 Panel	n/a	6/8	BP		○	◆	○
47	44BF	Hemlock	4 Panel	n/a	6/8	DH		○	◆	○
47	760BF	Hemlock	Craftsman 3 Panel	n/a	6/8	FL		○	◆	○
47	83BF	Hemlock	2 Panel Arch Top	n/a	6/8	BP		○	◆	○
47	66BF	Hemlock	6 Panel	n/a	6/8	DH		○	◆	○
47	755BF	Hemlock	5 Panel	n/a	6/8	FL		○	◆	○

**STICKING KEY:**

Ovolo 
 Taper 
 Square 
 Cove 
 Pinnacle 
 Chamfered Parts 
 \* Other Sticking Option Available in Stock Program

PAGE	STYLE	SPECIES	DETAIL	GLASS	HEIGHT	PANEL	STICKING	BUILDERS CHOICE		
								B	D	S
48	<b>IRB720V</b>	Knotty Alder	1 Panel V-Groove	n/a	7/0	FL				
48	<b>IRZ</b>	Knotty Alder	Z-STYLE	n/a	7/0	FL				
48	<b>IRBZM</b>	Knotty Alder	Z-STYLE / V-Groove (reversible)	n/a	7/0	FL				
49	<b>IKPBVG</b>	Knotty Pine	1 Panel V-Groove	n/a	7/0	FL				
49	<b>IKPB2ZM</b>	Knotty Pine	Z-STYLE / V-Groove (reversible)	n/a	7/0	FL				
49	<b>IPRBRM</b>	Primed	Ravenna V-Groove	n/a	7/0	FL				

PAGE	STYLE	SPECIES	DETAIL	GLASS	HEIGHT	PANEL	STICKING	BUILDERS CHOICE & ROGUE VALLEY DOOR		
								B	D	S
51	★ <b>9082-F</b>	Knotty Alder	2 Panel Square Top	n/a	6/8	FL				
51	<b>9082</b>	Knotty Alder	2 Panel Square Top	n/a	6/8	SC				
	↳ ★ <b>4082-F</b>	Knotty Alder	2 Panel Square Top	n/a	6/8	HR				
	<b>9082</b>	Knotty Alder	2 Panel Square Top	n/a	8/0	SC				
51	<b>9082V</b>	Knotty Alder	2 Panel Square Top V-Groove	n/a	6/8	SC				
	<b>9082V</b>	Knotty Alder	2 Panel Square Top V-Groove	n/a	8/0	SC				
51	<b>9083</b>	Knotty Alder	2 Panel Arch Top	n/a	6/8	SC				
	<b>9083</b>	Knotty Alder	2 Panel Square Top	n/a	8/0	SC				
51	<b>9083V</b>	Knotty Alder	2 Panel Arch Top V-Groove	n/a	6/8	SC				
	<b>9083V</b>	Knotty Alder	2 Panel Arch Top V-Groove	n/a	8/0	SC				
51	★ <b>9033-F</b>	Knotty Alder	Craftsman 3 Panel	n/a	6/8	FL				
	★ <b>4082-F</b>	Knotty Alder	Craftsman 3 Panel	n/a	8/0	FL				
51	<b>9782</b>	Hemlock	2 Panel Square Top	n/a	6/8	FL				
51	<b>9082</b>	Hemlock	2 Panel Square Top	n/a	6/8	SC				
51	<b>9083</b>	Hemlock	2 Panel Arch Top	n/a	6/8	SC				
51	<b>9044</b>	Hemlock	4 Panel	n/a	6/8	SC				
51	<b>9755</b>	Hemlock	5 Panel	n/a	6/8	FL				
51	<b>9130</b>	Hemlock	6 Panel	n/a	6/8	SC				
52	★ <b>9020-F</b>	Primed	1 Panel	n/a	6/8	FL	*			
52	★ <b>9082-F</b>	Primed	2 Panel	n/a	6/8	FL	*			
52	★ <b>9033-F</b>	Primed	Craftsman 3 Panel	n/a	6/8	FL				
52	★ <b>9055-F</b>	Primed	5 Panel	n/a	6/8	FL				
53	★ <b>9020-F</b>	Fir	1 Panel	n/a	6/8	FL				
	★ <b>9020-F</b>	Fir	1 Panel	n/a	8/0	FL				
53	★ <b>9082-F</b>	Fir	2 Panel	n/a	6/8	FL				
53	★ <b>9033-F</b>	Fir	Craftsman 3 Panel	n/a	6/8	FL				
	★ <b>9033-F</b>	Fir	Craftsman 3 Panel	n/a	8/0	FL				
53	★ <b>9582-F</b>	Fir	3 Panel	n/a	6/8	FL				
53	★ <b>4030-F</b>	Fir	3 Panel	n/a	6/8	FL				
53	★ <b>4040-F</b>	Fir	4 Panel	n/a	6/8	FL				
53	★ <b>4044-F</b>	Fir	4 Panel	n/a	6/8	HR				
53	★ <b>4085-F</b>	Fir	5 Panel	n/a	6/8	FL				
53	★ <b>9055-F</b>	Fir	5 Panel	n/a	6/8	FL				
53	★ <b>4055-F</b>	Fir	5 Panel	n/a	6/8	HR				
53	★ <b>4130-F</b>	Fir	6 Panel	n/a	6/8	HR				

**PANEL KEY:**

AH = Angle Hip    BP = Bladder Press    BE = Beveled    DH = Double Hip    FL = Flat    ★ = Rogue Valley Door  
 HR = Hip Raised    SC = Scoop    SH = Single Hip    † = Angle Hip panel in Denver    ◐ = Scoop panel in Denver

**STICKING KEY:**

Ovolo    Taper    Square    Cove    Pinnacle    Chamfered Parts    \* Other Sticking Option Available in Stock Program

**LEAD-TIME KEY:**

◆ In-Stock (5-7 days)    ◐ In-Stock Regionally (2-3 weeks)



*Builders*  
CHOICE | ROGUE VALLEY  
*Door*



**WARNING:** Cancer and Reproductive Harm  
[www.P65warnings.ca.gov](http://www.P65warnings.ca.gov)

