



*ROGUE VALLEY
Door*

You can trust your home to Rogue Valley Door.
America's largest builder of wood doors.

Contents

Welcome to Rogue Valley Door.

| | |
|------------------------------------|-----------|
| Table of Contents | 4 |
| We Are Rogue Valley Door | 7 |
| Our Commitment | 8 |
| Door Builder & RoguePDQ | 10 |
| What Makes Us Different | 13 |
| Choose Your Perfect Door | 14 |
| Rogue Premium Options | 16 |
| Rogue Premium Plus | 18 |
| Sizes and Fire-Rated | 20 |
| Glass Options | 22 |
| Standard Wood Options | 24 |
| Specialized Wood Options | 26 |
| Weathered Wood Treatments | 28 |

| | |
|------------------------------|-----------|
| Custom Designed Doors | 30 |
| Textured Glass | 36 |
| Multiple Species | 38 |
| Glass Panel | 40 |
| Carved | 42 |
| Etched Glass | 44 |
| Shaped | 46 |

| | |
|-----------------------|-----------|
| Entry Doors | 48 |
| Decorative | 52 |
| Urban Door Collection | 62 |
| Rustic | 66 |
| Plank & Speakeasy | 70 |
| Grooved Panel | 72 |
| Traditional | 74 |
| French | 82 |
| Panel | 86 |

| | |
|-----------------------|-----------|
| Interior Doors | 90 |
| Urban Door Collection | 94 |
| Rustic | 96 |
| Grooved Panel | 98 |
| French | 100 |
| Panel | 106 |
| Closet | 110 |
| Chalk Board | 114 |
| SDF | 116 |

| | |
|------------------------|------------|
| Specialty Doors | 120 |
| Cielo Collection | 122 |
| Dutch Doors | 124 |
| Custom Glass SDL | 126 |
| Café Doors | 129 |
| Side Lites & Transoms | 130 |

| | |
|------------------------------------|------------|
| Door Resources | 132 |
| Pre-Hung Doors & Machining | 133 |
| Millwork Capabilities | 134 |
| Sticking/Panel Profile Options | 136 |
| Glass Care Instructions | 138 |
| Calculating Door Overhang | 139 |
| Handling, Installation & Finishing | 140 |
| Rogue Valley Door Warranty | 143 |

| | |
|---------------------------|------------|
| Door Pattern Index | 144 |
|---------------------------|------------|

Page 3 features 4533 Shown in Mahogany
with Satin Glass
See page 85

Custom Door 4092-A (8/0), 4702
Side Lites, both shown in Fir with
Seedy Baroque Glass
See pages 89 and 130

Rogue Valley Door

5



Custom Door 4662 shown in Fir
with 1" SDL Bars, Large Block
Dentil Shelf and Square Sticking
See page 75

Rogue Valley Door



We are Rogue Valley Door

America's largest builder of wood doors.

It Starts With a Vision

In 1985, John Dunkin and his team of designers and craftsmen began creating custom doors and entrances in Grants Pass, Oregon. The goal was not only to offer a top-quality product, but also doors that were expressions of their customers' unique tastes. Drawing inspiration from the natural beauty of Southern Oregon's majestic scenery, Rogue Valley Door quickly built a reputation by combining innovation and artistry with highly crafted precision.

Since then, Rogue Valley Door has grown into America's largest builder of wood doors. Today, our master craftsmen utilize the finest American materials, state-of-the-art milling technology and our 350,000 square foot facility to produce the best doors in the world. We invite you to review our collection, experience our tradition and create your own vision for your home.



Door 1501 shown in
Fir with Mirror Glass
*See pages 37, 83,
100, 105 and 117*

Our Commitment

We are committed to the environment and the industry.

RVD Supports Realistic Environmental Practices and Sustainable Forestry Management

We support the endeavors of Leadership in Energy and Environmental Design (LEED), Forest Stewardship Council (FSC), American Forest and Paper Association (AF&PA), Oregon Forest Resources Institute (OFRI), National Association of Home Builders (NAHB), and the Sustainable Forestry Initiative (SFI) in their efforts to optimize and manage the use of our forests.

Rogue Valley Door will continue to be environmentally sensitive not only in the wood products we use, but also as corporate citizens.

Continuing Education for Architects

AIA Accreditation

Members of The American Institute of Architects (AIA) have access to the institute's Continuing Education System (CES). This program was developed by the AIA to help members meet their state mandatory continuing education (MCE) requirements and to help them fulfill their AIA continuing education requirement for membership renewal.

Most state licensing boards with MCE requirements recognize AIA/CES as the primary source of continuing education for their licensed architects.

Rogue Valley Door is proud to sponsor an AIA continuing education course for architects. For more information, contact your local Rogue Valley Door dealer, or contact us at info@roguevalleydoor.com.




The mark of responsible forestry

FSC Certification

Forest Stewardship Council's (FSC) mission is to promote and enhance well managed forests through credible certification that is environmentally responsible, socially acceptable, and economically viable. Rogue Valley Door's FSC certification ensures our wood doors were made using only legally harvested wood, from sustainable forests.

Ask your Rogue Valley Door dealer about how to special order your door with a FSC certification.





Our Commitment

Rogue Valley Door is committed to promoting and protecting America's greatest renewable resource by being a responsible steward of our forestlands.

Doors 4583 shown in Mahogany with Bevel Glass
See page 85

Design Your Door Online

Whether you're a home owner, builder, designer or architect, you can browse all of our door designs and design the door that's perfect for your needs. Just go to RogueValleyDoor.com!



RogueValleyDoor.com features everything you'll find in this catalog and much more! Browse hundreds of door designs, get great ideas, and use our 'Door Builder' to design your own door.

Go to RogueValleyDoor.com today to see our complete selection of door designs, resources and more.

Online Door Builder

Build your door online using our 'Door Builder' feature. You can select from hundreds of door patterns, and then customize the door that's right for you. Once you have your door selected, specify the wood species, thickness, width, height, fire rating, glass treatment and more. Also, you can further customize your door with Rogue Premium options. Then simply print your design. Now you're ready to give your design to your Rogue Valley Door dealer for pricing, purchasing and delivery. It's just that easy!

RoguePDQ – Price, Design, Quote

Introducing a powerful web-based tool for RVD Distributors and Dealers. RoguePDQ makes pricing, designing, and quoting your RVD door orders easier than ever!



RoguePDQ Price Design Quote

Introducing RoguePDQ, a web-based ordering and quoting system for Distributors and Dealers from Rogue Valley Door.

Price

With RoguePDQ, Dealers now have the ability to give a price to customers immediately rather than having to send information using the regular channels to RVD or to your distributor. That means no more waiting for prices.

Design

Use the design feature and input your specifications to create a custom door or configure standard door. RoguePDQ will render your design automatically so you don't have to wait or draw the door yourself. Also, you can select specifications to edit your door design, and RoguePDQ will render your changes within the configurator.

Quote

You have the ability to create your own quote with RoguePDQ, whether it is for a house package or a single door. Once a quote is created and saved, you can present the quote to your customer or archive for later use. Also, view quote reports to display doors with list price, your cost, customer price, or with no price.


Order

When you have your design priced and quoted, simply submit the order online rather than having to send paperwork to RVD or to your distributor. No need to send purchase orders and wait for the orders to be entered into the system. RoguePDQ gives you the freedom and efficiency of placing your orders directly into our system 24/7.

Sign in to your RogueValleyDoor.com account and get started now.*

*Contact your Rogue Valley Door representative to get your RoguePDQ access today!





Making doors that
will last a lifetime.

*Rogue Valley Door combines
the finest materials and
construction techniques
to bring you unsurpassed
durability and lasting beauty.*

Door 4046 (3/6) shown in Knotty
Alder with custom hardware
See page 87

What Makes Us Different

We're America's largest builder of wood doors for a good reason. Here are just some of them.

■ Made in the U.S.A.

Our doors are proudly made in America using only domestically manufactured components.

■ Variety of Wood

We offer over 40 wood species to choose from, including doors constructed of multiple woods – finished, stain-ready or primed to paint.

■ Variety of Glass

Rogue Valley Door gives you a choice of 23 different glass treatment options, custom etched glass, and our Cielo Series.

■ Fire Doors

Available in a variety of species, we make fire doors with 20, 45, 60 and 90 minute fire-resistance ratings.

■ Substantial Veneer

While a majority of imported doors use veneers as thin as 1/50 of an inch, Rogue Valley Door uses nothing less than sturdy 1/16-inch veneer on all stiles and rails.

■ Pre-Hanging & Machining

We provide pre-hanging and machining of fire doors, shaped doors, radius top doors, commercial doors and more.

■ CAD Drawings

A valuable tool for architects, interior designers and homeowners, Rogue Valley Door offers CAD drawings to address all construction issues up front.

■ Specialty Millwork

We offer specialty millwork from matching species to complement your custom door, frames, shelves, transoms and more.

■ Express Program

When you need a custom door quickly, we can have it ready to ship in 7 days with our Next Week Express, or 14 days with our Economy Express. (Some restrictions may apply.)

■ FSC Certified Product

As an option, we can manufacture FSC-certified doors made only of wood harvested from sustainable forests.



Door 5082 ARP,
Side Lites 5702 ARP,
Transom 6701, all
shown in Cherry with
Seedy Baroque Glass
See page 67 and 131

Choose Your Perfect Door

Selecting just the right doors for your home has never been easier.

Although the selection of doors in this catalog is extensive, it doesn't begin to illustrate all of the possibilities. That's for you to decide. Whether you're interested in combining different woods, substituting wood panels for glass, need fire-rated doors, or simply want us to make a great door even better, we make the process easy.

Using Our Helpful Guide

Throughout our catalog, we've placed icons next to each door to note your available options. When you see a door you like, come back to this guide for easy reference.



Rogue Premium Options

Make a great door even better with Rogue Premium Options. Our flagship collection of upgrades sets new standards in quality by combining the finest materials and construction techniques to bring you unsurpassed durability and lasting beauty.



Rogue Premium Plus

Rogue Premium Plus Doors set new standards in durability and long-lasting beauty. We back our Rogue Premium Plus solid wood options with a limited 5-Year No Overhang Warranty, available in Pine, Fir, or Primed to complement your home design.



All Sizes

From grand entryways to small closets, Rogue Valley Door can create a door to fit any application. Combine that with the ability to design custom shapes, and there's no door we can't build.



Fire-Rated

Rogue Valley Door provides exterior and interior fire doors with a 20, 45, 60 or 90-minute fire rating. Our fire-rated doors match their counterparts visually, while complying with all code requirements.



All Glasses

Bring in the light with our great selection of clear, opaque, etched or textured glass treatments. Any panel from our wood door designs can be replaced with your choice of glass.



All Woods

Choose from dozens of species to find the right look and feel for your home. Or, combine complementary or contrasting woods in one door to make a bold and stylish statement.

Doors 4501 (8/0) shown in
Knotty Alder
See page 83



Introducing Rogue Premium Options

Rogue Valley Door is proud to present a package of options to upgrade any door in our line.

Rogue Premium Options

Rogue Premium Options set new standards in durability and long-lasting beauty. Combining superior materials, state-of-the-art construction and unsurpassed craftsmanship, Rogue Premium Options provide enduring elegance. Designed to stand up to both Father Time and Mother Nature like no other door, we back our Rogue Premium 1/4-inch veneer and solid wood options with a limited 5-year warranty. Select a great door. Then, make it even better with your choice of our Rogue Premium Options.

The Rogue Premium Difference


Thicker Veneer Option

Many door companies build their doors with paper-thin veneer. At Rogue Valley Door, we use nothing less than 1/16-inch, which provides excellent strength, look and feel. We believe anything less runs the risk of veneer bubbling, core bleedthrough or separation over time.


With our Rogue Premium Thicker Veneer Option choose from a substantial 1/4-inch thick veneer or a solid door made from two pieces of laminated lumber. These sturdier options provide superior resistance to inevitable wear and tear. If a compression or scratch occurs, our thicker veneers make for a much easier repair.

Stain Grade Option

When you order the Rogue Premium Stain Grade Option, you can rest assured that you're getting the finest cut of veneer possible. The wood for these doors is hand-selected to be flawless and free of all imperfections. If knots are not a



Our 1/16" Veneer



Rogue Premium 1/4" Veneer



Rogue Premium Solid Wood

Dowel pin inlays give our Rogue Premium doors an aesthetically pleasing authentic look.

characteristic of the wood, we won't use it. If there are abnormal color variations or streaking in the grain, it won't make the cut. The doors you choose are uniquely yours by design. With our Stain Grade Option, you're ensured that the wood will be as aesthetically pleasing as the door you created.

Color Match Option

When you choose the Rogue Premium Color Match Option, we hand-sort the lumber and veneer to achieve an even and uniform color from one component to the next. This process will ensure that your beautiful new door will have the consistent color that you were looking for. Whether you prefer a lighter or darker shade of wood, we'll provide the perfect match. The Rogue Premium Color Match Option gives you the flexibility to design your perfect door.



Face Pin Inlays Option



Our stile and rail doors are built using classic cope and stick construction. This time-tested design combined with modern construction techniques provides unsurpassed strength and stability. Because we use a 5/8" x 5" fluted dowel to pin critical joints, it is no longer necessary to use mortise and tenon joints with face pins. But our customers have found that our Rogue Premium Face Pin Inlays Option provides an aesthetically pleasing authentic look. Using both round and square face pins, we provide another option that reflects a level of craftsmanship that never goes out of style.

Door 4936 shown in
Cherry (above)
See page 57

Door 4912 shown
in White Oak with
Pasadena Glass (left)
See page 57

Rogue Premium Plus

High performance wood doors for tough conditions, featuring a 5-Year No Overhang Guarantee.

Rogue Premium Plus

5
YEAR
NO OVERHANG
GUARANTEE

■ Rogue Premium Options

Rogue Premium Plus Doors set new standards in durability and long-lasting beauty. We back our Rogue Premium Plus solid wood options with a limited 5-Year No Overhang Warranty.

Three Species Options With No Overhang Requirements

Our high performance doors are available in Pine, Fir, or Primed to complement your home design. And because of Rogue Premium Plus durable construction, there are no overhang requirements. Upgrade to a Rogue Premium Plus Door, and you can feel confident your door will look great and hold up under the toughest conditions.



Available in Pine, Fir and Primed

*A Solid Wood & Lag Bolt
Construction Make Premium Plus
Our Most Durable Door*

Rogue Premium Plus Doors are assembled with our standard 5/8" x 5" hardwood dowel pins. Then, for added strength and protection to the top and bottom rail joints, we apply additional glue and secure those joints with a 3/8" x 6" steel lag bolt.



Solid Wood

With our Rogue Premium Plus option you will receive a solid door made from two pieces of laminated lumber. This sturdier option provides superior resistance to inevitable wear and tear. If a compression or a scratch occurs in the door, our solid wood option allows for a much easier repair. Rogue Premium Plus durable construction, there are no overhang requirements.



Rogue Premium Plus Solid Wood



The Rogue Premium Plus 5-Year No Overhang Guarantee

We back our Rogue Premium Plus Doors with a limited 5-Year No Overhang Warranty so you can be assured of a lasting value.

Ask your Rogue Valley Door representative today for all the details on our limited 5-Year No Overhang Warranty.

Note: Rogue Premium Plus Doors are designed for exterior door applications. Doors with glass designs should be specified Insulated Glass (IG) only.



Variety of Sizes and Fire-Rated

With Rogue Valley Door, choosing the perfect door for your home has never been easier.

All Sizes

Entries come in all shapes and sizes. Whether it's the main entrance to your home or a unique closet space, Rogue Valley Door provides an array of door sizes and thicknesses. From dozens of wood species and glass doors in a myriad of treatments, to French doors, fire-rated doors and even louvered doors, we can create them in any size to fit your specifications. We also build custom interior and exterior doors to accommodate any shape. If you're building or remodeling, add character to your home with one-of-a-kind doors fashioned to fit your personal taste.



Rogue Valley Doors come in all sizes, from up to 2¼" thick, to 8' wide, to 14' tall. Just let us know how we can build the perfect door to fit your needs.

Rogue Valley Door provides exterior and interior fire doors with a 20, 45, 60 or 90-minute fire rating on our most popular styles, including up to 3/6 x 8/0 single doors or 7/0 x 8/0 double doors.

■ Fire-Rated

Doors play an important role in limiting the danger and damage from fires. At Rogue Valley Door, we not only take great pride in meticulous craftsmanship and artistry, but also in building doors that provide you with today's most advanced fire safety standards.

Our most popular door styles - including up to 3/6 x 8/0 single doors or 7/0 x 8/0 double doors - can be built to comply with all code requirements.

By constructing doors with 20, 45, 60 or 90-minute fire ratings and beautiful, substantial veneers, we're proving that safety and style can come together beautifully.



Door 4033F (20-Minute Rated) shown in Fir
See page 89

Choose From Glass Options

Bring light into any room with our imaginative array of glass treatments.

All Standard Glass Options

From tinted to opaque to textured, Rogue Valley Door gives you a choice of 24 stylish glass options for just the right look.



White Laminate

This safety glass is made by sandwiching a white film between clear panes.




Satin

Light and privacy combine in this translucent, semi-opaque glass treatment.



Clear

A clear pane of glass that provides classic, transparent simplicity.



Mist Lite*

A tight criss cross treatment on a clear glass pane that is mostly opaque.




Grey

A clear glass treatment with a subtle grey hue that is fully transparent.



Delta Frost

A fairly opaque, frosted glass treatment with a unique, random texture.



Rain

A vertical treatment resembling raindrops that is fairly opaque.



Seedy Baroque

Clear glass with a scattered look, baroque wash and asymmetrical curves.



Bronze

A clear, mostly-transparent glass with light bronze undertones.



Reeded*

An elegant vertical line treatment that is fairly transparent.



Bevel

A clear, tempered glass with a striking beveled edge.



Evergreen

A clear glass treatment with subtle green highlights that is mostly transparent.



Obscure-P516

A pebbled or "orange peel" treatment that is mostly opaque.



Glue Chip


A stylish frosted treatment that is fairly opaque.



Bamboo*

A unique pattern with vertical bamboo reeds and leaves. Fairly opaque.

Doors 4501 (8/0) shown
in Mahogany with Custom
Decorative Glass
See page 83



Double Glue Chip
Glue chipped twice to obtain a denser, more concealing look than standard glue chip.



Monumental
A semi-transparent with a distinctive pattern offers privacy and natural light.




Solar Bronze
A mirrored exterior effect that provides a clear, bronze-tinted view from inside.




Cross Reed*
A semi-transparent, clear glass with a vertical and horizontal pattern.



Sycamore
Leaf impressions offer soft obscurity while allowing an abundance of light to travel throughout the room.



Taffeta
Reminiscent of taffeta fabric, this radiant glass offers privacy without obscuring natural light.



IG w/Bronze GBG
Insulated glass divided by a bronze internal grid to simulate a door with multiple lights.



IG w/White GBG
Insulated glass divided by a white internal grid to simulate a door with multiple lights.



Heavy Water
A clear pane with a distorted treatment that gives the illusion of being under water.

For more Glass Options, see our Cielo Collection on page 122.

*These glass options are NOT recommended for Multi Light Doors.

Choose From Standard Wood Options

Choose from our line of standard wood species to best suit your style. From the country charm of knotty pine to handsome dark walnut, Rogue Valley Door uses only the finest lumber.

All Standard Woods




Alder



Ash



Birch



Cherry




Fir



Hemlock



Hickory



Knotty Alder




Knotty Pine



Mahogany




Maple




Pine*



Poplar




Red Oak



Walnut

Door 33 shown in Knotty Alder
with Step Sticking
See page 108



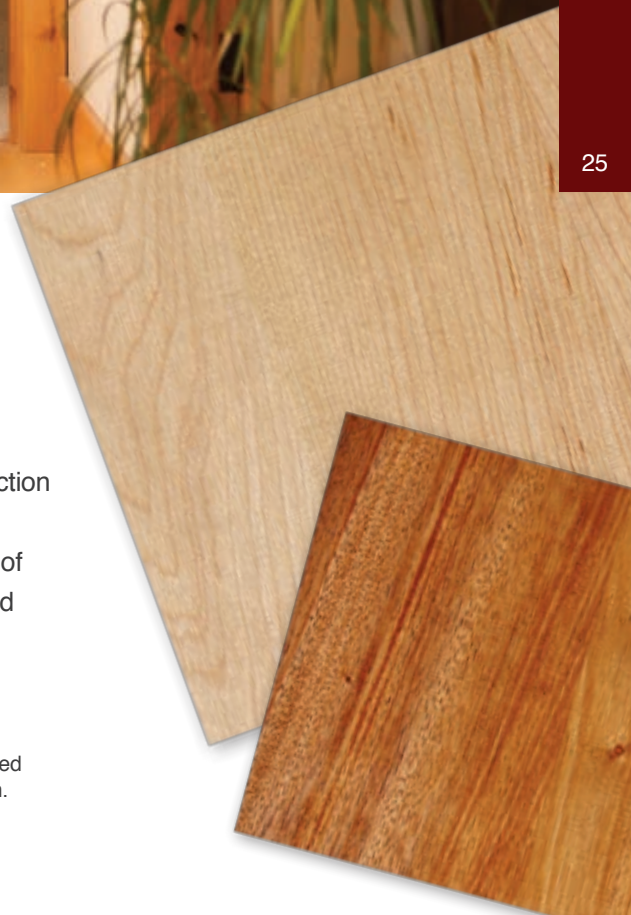
White Oak



Primed

Our standard selection
of wood species
provides a palette of
stunning colors and
characteristics.


*Note on Pine that raised
panels have mix grain.



Choose From Specialized Wood Options

Create a unique door from one of our 11 specialized wood species. The characteristics of our specialized woods will add a touch of uncommon beauty to your home.


All Specialized Woods



Western Red Cedar



Cypress



Jatoba



Quarter Sawn White Oak



Quarter Sawn Red Oak




Redwood



Rift Red Oak




Rift White Oak



Rustic Cherry



Rustic Oak



Rustic Walnut



Choose a Wood

Exotic Hardwoods

With choices that include exotic hardwoods like Jatoba and special cut Quarter Sawn Oak, we provide more options for an unusually distinctive look.

Door 4362 (3/6 x 7/6), Side Lites 4702, Transom 6701, all shown with Square Sticking in Quarter Sawn White Oak with Custom Decorative Glass



Weathered Wood Treatments

Add a stylish look to your door with weathered distressing and wire brush treatments.

Custom Door 4082-AD, Custom Side Lites 4702, Custom Transom 6702, all shown in Heavy Distress No Worm Holes Knotty Alder with Seedy Baroque Glass



Hardwood distressing is a process that changes the texture and appearance of the wood for a dynamic, bold, and pronounced look. This stylish aesthetic treatment is unique, sure to give your door an added touch of detail to your liking.

Order free hand samples of our distressed treatments before placing your order!



No Distress
4082 in Knotty Alder



Light Distress
4082 in Knotty Alder



Medium Distress
4082 in Knotty Alder



Heavy Distress
4082 in Knotty Alder



Medium Distress
No Worm Holes
4082 in Knotty Alder



Heavy Distress
No Worm Holes
4082 in Knotty Alder



Medium Wirebrush
4082 in Fir



Heavy Wirebrush
4082 in Fir



Custom Designed Doors



Door 4693 3/6 X 8/0, Custom Side Lites 4718, Custom Transom 6701, all shown in Knotty Alder with Square Sticking and Seedy Baroque Glass

Doors 4501 (8/0) shown
in Mahogany with Custom
Decorative Glass
See page 83



Imagine It and We Can Build It

Explore the countless possibilities with interior and exterior doors, which can be customized just for you.

We Invite Freedom of Expression

Your home is a reflection of your lifestyle. From outdoor landscaping to interior design, your imagination is what turns a house into a home. Enhancing it with custom doors makes a bold statement and puts the finishing touches on your creation. Considering Rogue Valley Door offers a multitude of custom styles and shapes using a wide variety of wood species and glass treatments, the possibilities are endless. Whether you're an architect, a builder or a homeowner, we offer not only the finest wood doors available, but also the opportunity for you to design your own. If you can imagine it, we can build it.

Open the Door to Your Creativity

When you partner with Rogue Valley Door, our goal is to excite, inspire and provide you with the creative tools to design doors as unique as you are. From initial sketches, we generate a precise CAD drawing. From there, the design is sent along to our craftsmen. With great pride and attention to detail, we incorporate the materials you choose, build it to your precise specs and have it ready to ship within weeks. To explore the possibilities and see how simple we make the process, visit us at www.roguevalleydoor.com and click on Door Builder.



Custom Door 4082-VAD
(8/0), Side Lites 4702V,
Transom 6702, all shown
in Knotty Alder

Custom Designed Doors

Our custom doors are handcrafted to your specifications.



Custom Door 5082-AD ARP
(3/0 x 9/0) shown in Knotty Alder
with Heavy Distress
See page 67



Custom Textured Glass

See page 36 for more
Custom Textured Glass Doors



Custom Multiple Species

See page 38 for more
Custom Multiple Species Doors



Custom Glass Panel

See page 40 for more
Custom Glass Panel Doors



Custom Carved

See page 42 for more
Custom Carved Doors



Custom Etched Glass

See page 44 for more
Custom Etched Glass Doors



Custom Shaped

See page 46 for more
Custom Shaped Doors

Custom Textured Glass Doors


Customize your door with specialty textured glass treatments.



Door 4044 2 LT, Side Lites 4702,
both shown in Knotty Alder with
Seedy Baroque Glass
See pages 87 and 130

Door 30G-A shown in Fir
with Reeded Glass




4132 (IG) 
2132 (SG)
White Oak with Rain Glass



4010G (IG) 
88G (SG)
Pine with Delta Frost Glass




4563 (IG) 
1563 (SG)
White Oak with Reeded Glass




4030G (IG) 
30G (SG)
Cherry with Bamboo Glass




4501 CAD (IG) 
1501 CAD (SG)
Fir with Bamboo Glass



1501 (SG) 
Pine with Safety Back Mirror



4533 (IG) 
1533 (SG)
Mahogany with Reeded Glass

Custom Designed Doors

Custom Multiple Species Doors

Mix and match your favorite species to create the look that fits your home.




Custom Designed Doors

38


Custom Multiple Species Door
5082-A PRP shown with Knotty
Walnut Stiles & Rails and Knotty
Alder Panels
See page 96




4030
30
Pine and Mahogany shown with Square Sticking



4030
30
Walnut and Pine shown with Square Sticking



4030
30
Cherry and Maple shown with Square Sticking



4030
30
Alder and Birch shown with Square Sticking



4030
30
Maple and Mahogany shown with Square Sticking




4030
30
Mahogany and Maple shown with Square Sticking



4030
30
Red Oak (side shown) and Walnut shown with Square Sticking



Red Oak and Walnut




4030
30
Walnut (side shown) and Red Oak shown with Square Sticking




4030
30
Ash and Cedar shown with Square Sticking



4030
30
Hickory and Rustic Walnut shown with Square Sticking



4030
30
Jatoba and Hemlock shown with Square Sticking



4030
30
Knotty Alder and Knotty Pine shown with Square Sticking

Custom Designed Doors

Custom Glass Panel Doors

Invite natural light into your home with our custom glass designs.

Custom Designed Doors

40

Door 4044 2 LT (8/0), Side Lites 4702, Transom 6701, all shown in Knotty Alder with Seedy Baroque Glass
See pages 87, 130 and 131

Custom Door 4093
 (8/0, top two panels replaced
 w/ glass) shown in Walnut
See page 89



7583
 Red Oak



7583G (IG)
 Red Oak




7583 Custom (IG)
 Red Oak with Custom Design



7583 Custom (IG)
 Red Oak with Custom Design



4502L (IG)
 1502L (SG)
 Fir



4082L
 82L
 Fir

Virtually any wood panel can be replaced with glass.

With our extraordinary selection of glass choices including opaque, textured and etched glass, you have endless possibilities to create custom doors to fit your motif in any room or entryway.

Custom Designed Doors

Custom Carved Doors

For business or home, enhance your doors with carved words, logos or graphics.



Custom Carved Door 5082-A
ARP shown in Knotty Alder with
Maple Custom Carving
See page 97

Custom Carved Door 93
 shown in Primed
 See page 119



4092-A
 92-A
 Primed with Custom Carving



4020-1 PANEL
 20
 Primed with Custom Carving



4092-A
 92-A
 Primed with Custom Carving



4020-1 PANEL
 20
 Primed with Custom Carving



Custom Designed Doors

43



4082-A
 82-A
 Walnut and Maple with Custom Carving



4082-A
 82-A
 Walnut and Maple with Custom Carving



4082
 82
 Cherry and Maple with Custom Carving



4082
 82
 Cherry and Maple with Custom Carving

Custom Designed Doors

Custom Etched Glass Doors


*Etch your custom door with words,
logos or graphics of your choice.*



Custom Designed Doors

44

Custom Etched Glass Door
5182-A PRP shown in
Knotty Pine



144
Red Oak with Custom Etching



144
Red Oak with Custom Etching



1591 Laundry (SG)
Pine with Laundry Glass



1501 (SG)
Fir with Custom Etching



1592 Office (SG)
Pine with Office Glass



1501 (SG)
Knotty Alder with Custom Etching

Custom Etched Glass Door 182
shown in Knotty Alder
See pages 76



Add your personal touch to any door.

With our custom etched glass, bring contemporary flair to your space. We can etch glass with your artistic designs, graphics or logos for a door tailored for your home or office.

Please contact your Rogue Valley Door dealer, or visit us at www.roguevalleydoor.com for specifications.

For illustrative purposes, all etched glass was photographed against a black background to show detail.

Custom Shaped Doors

Custom shaped interior and exterior doors will add character to your home.



Custom Shaped Door 82-RD
shown in Primed
See page 47

Custom Shaped Clip
Door 33 shown in
Knotty Alder with Step
Square Sticking
See page 106



4623-RD
Red Oak with Catalina Glass
available in Brass Caming



4963-AD
Alder with Poppies Glass
available in Patina Caming



4044 CLIP DOOR
44 CLIP DOOR
Fir



4082-RD
82-RD
Fir



412-VAD (IG)
512-VAD (SG)
Knotty Pine



5030-AD ARP
Knotty Alder




Custom Designed Doors

Old World Craftsmanship

Combining beautiful wood, arched panels, and Old World craftsmanship, the Romantic era is readily available thanks to Rogue Valley Door's custom shaped door options. This collection of interior and exterior doors is earthy, rustic, and natural, having been crafted from the finest mahogany, knotty alder, hickory, and more

Whether it's an odd-shaped closet space or an unconventional entrance to a room, sometimes you need customization. That's where Rogue Valley Door comes in. Contact your RVD dealer to see how easy designing custom-shaped doors can be.

Entry Doors



Custom Door 4082-ED (3/6 x 8/0), Custom Side Lites 4702, Custom Transom 6702, all shown in Knotty Alder with Seedy Baroque Glass



Door 4093, Side Lites 4705,
Transom 6705, all shown in
Knotty Alder with Bevel Glass
See pages 89, 130 and 131



Entry Doors

Make a Great First Impression



Nothing is as welcoming as an entrance built by Rogue Valley Door.

From meticulously crafted decorative doors with sidelights and custom glass to classic traditional entrances, Rogue Valley Door offers a great variety of ways to say, “Welcome to our home.” Some of the choices include rustic entry doors; inviting panel doors; expressive plank and speakeasy doors; and French doors with flair. Rogue Valley Door entrances set the tone for your home and make lasting impressions. Built to last a lifetime, our finely crafted entry doors will stand up to the seasons and stand proudly and welcoming for generations to come.

Door 4082, Side Lites
4661, all shown in
Knotty Alder with
Heavy Distress, and
Speakeasy Door
and Custom Grill
See pages 87 and 130

Decorative Doors

Choose from our collection of beautifully crafted decorative doors with side lites.



Door 4060, Side Lites 4750, both shown in Knotty Alder with Catalina Glass and Patina Caming
See page 53

Create your own unique decorative door design with interchangeable glass and caming options.

Olympia Glass design shown here in Patina (black), Zinc (silver) and Brass (gold) Caming.

Patina
(Black)



Zinc
(Silver)



Brass
(Gold)





4060
4750 SIDE LITES
Red Oak with Catalina Glass available in Brass, Patina or Zinc Caming



4060
4750 SIDE LITES
Fir with Newport Glass available in Brass or Patina Caming



4070
4750 SIDE LITES
Birch with Willow Glass available in Patina Caming



7070
7750 SIDE LITES
Cherry with Willow Glass available in Patina Caming



4070
Red Oak with Willow Glass available in Patina Caming



7070
Cherry with Clear Bevel



7070
7750 SIDE LITES
Red Oak with Newport Glass available in Brass or Patina Caming

Entry Doors

Decorative Doors

Let us help you make a grand entrance.

Entry Doors

54



4414 ■ ■ ■
 Red Oak with Catalina Glass available in Brass or Patina Caming



4414 ■ ■ ■
 Red Oak with Willow Glass available in Patina Caming

Doors 4414 (8/0) shown in Fir with Willow Glass and Patina Caming
 See page 54



7050 ■ ■ ■
 7750 SIDE LITES (Not shown)
 Red Oak with Catalina Glass available in Brass Caming



4050 ■ ■ ■
 4750 SIDE LITES
 Mahogany with Catalina Glass available in Brass Caming



4080
4780 SIDE LITES
Poplar with Newport Glass available
in Brass, Patina, or Zinc Caming



4080
4780 SIDE LITES
Red Oak with Olympia Glass
available in Brass or Zinc Caming



7077
7777 SIDE LITES
Maple with Olympia Glass available
in Brass or Zinc Caming



7077
7777 SIDE LITES
Maple with Newport Glass available
in Brass, Patina or Zinc Caming



7078
Red Oak

Create your own unique decorative door design with interchangeable glass and caming options.

Patina
(Black)

Zinc
(Silver)

Brass
(Gold)



Entry Doors

Decorative Doors


From stately elegance to artistic expression, we have your entryway.




Door 4544 shown in Primed with Tiara Glass and Patina Caming
See page 57



4953
4751 SIDE LITES
Poplar with Tuscany Glass available in Patina or Zinc Caming



4953-A
4751 SIDE LITES
Walnut with Palazzo Glass available in Zinc Caming



4623
Walnut with Olympia Glass available in Brass Caming



4623
Red Oak with Catalina Glass available in Brass Caming



4047
Fir with Prairie Glass available in Patina or Zinc Caming



4101
Pine with Prairie Glass available in Patina or Zinc Caming



4546
4746 SIDE LITES
Cherry with Catalina Glass available
in Brass Caming



4546
4746 SIDE LITES
Cherry with Floral Glass available
in Zinc Caming



4544
4744 SIDE LITES
Mahogany with Tiara Glass available
in Patina Caming



4932
4902 SIDE LITES
Fir with Prairie Glass available in
Patina or Zinc Caming



7071
7771 SIDE LITES
Mahogany with Olympia Glass
available in Brass, Patina or Zinc Caming



7072
Fir

Rogue Premium Plus

High Performance Wood Doors For Tough Conditions, Featuring A 5-Year No Overhang Guarantee!

Rogue Premium Plus is available on doors with dark gray squares (■). Learn more on page 18.



Entry Doors

Decorative Doors

More than just attractive, our doors are built to last a lifetime.



Door 4962-A shown in Knotty Alder with Traditions Glass and Patina Caming
See page 59




4961-V
4961-V SIDE LITES
Maple with Poppies Glass
available in Patina Caming



4620
Cherry with Victorian Glass
available in Brass Caming



4961-VA
Knotty Alder with Traditions Glass
available in Patina Caming



4520
Fir with Malibu Glass
available in Patina Caming



4620
Cherry with Monticello Glass
available in Brass Caming



4120
Fir with Tuscany Glass
available in Patina or Zinc Caming



4520
Fir with Newport Glass
available in Brass, Patina, or Zinc Caming



4962
4962 SIDE LITES
Fir with Poppies Glass available in Patina Caming, shown in Flat Panel



4962-A
4962 SIDE LITES
Knotty Alder with Traditions Glass available in Patina Caming



4462
4462 SIDE LITES
Fir with Prairie Glass available in Patina or Zinc Caming, shown in Flat Panel



4362
4962 SIDE LITES
Fir with Traditions Glass available in Patina Caming, shown in Flat Panel



4962
Fir with Pasadena Glass available in Patina or Zinc Caming, shown in Flat Panel



4962-A
Fir with Traditions Glass available in Patina Caming, shown in Flat Panel with Small Block Dentil Shelf



4963
Cherry with Traditions Glass available in Patina Caming



4963-A
Alder with Poppies Glass available in Patina Caming

Entry Doors

Decorative Doors

Wood and glass come together exquisitely for an impressive welcome.



Door 4912, Side Lite 4901-C, all shown in White Oak with Traditions Glass
See page 61



4962
4962 SIDE LITES
Fir with Traditions Glass available in Patina Caming, shown in Flat Panel



4962-A
4962 SIDE LITES
Fir with Traditions Glass available in Patina Caming, shown in Flat Panel



4933
4901 SIDE LITES
Mahogany with Traditions Glass available in Patina Caming Panel



4933
4901 SIDE LITES
Mahogany with Pasadena Glass available in Patina or Zinc Caming



4912
 4901-C SIDE LITES
 White Oak with Traditions Glass
 available in Patina Caming



4912
 4901-C SIDE LITES
 White Oak with Pasadena Glass
 available in Patina or Zinc Caming




4936
 4901 SIDE LITES
 Cherry with Traditions Glass
 available in Patina Caming



4936
 4901 SIDE LITES
 Cherry with Pasadena Glass available
 in Patina or Zinc Caming



4917
 4901 SIDE LITES
 Fir with Traditions Glass
 available in Patina Caming



4917
 4901 SIDE LITES
 Fir with Pasadena Glass
 available in Patina or Zinc Caming

Urban Door Collection

City style and modern lines come together with timeless quality and wood craftsmanship.



4077-G Shown in Fir with Square Sticking and Satin Glass
See page 63



4026 
Fir with Square Sticking



4026-G 
Fir with Square Sticking



4026-AS 
Fir with Square Sticking



4026-ASG 
Fir with Square Sticking

4654 Shown in Fir with
Reeded Glass
See page 64



4077
Fir with Square Sticking



4077-G
Fir with Square Sticking



7100
Fir with Square Sticking



7300
Fir with Square Sticking



7300-S
Fir with Square Sticking



4028
Fir with Square Sticking



4028-G
Fir with Square Sticking



4028-AS
Fir with Square Sticking

No warranty against warp on 7100, 7300, & 7300-S.

Entry Doors

Urban Door Collection

A unique selection of beautiful wood doors with clean geometric designs for city living.



4042-G Shown in Fir with
Square Sticking and Satin Glass
See page 65



4028-ASG 
Fir with Square Sticking




4654 
Fir with Square Sticking



4021 
Fir with Square Sticking



4021-G 
Fir with Square Sticking



7026
Fir



7126
Fir



4022
Fir with Square Sticking



4022-G
Fir with Square Sticking



4042
Fir with Square Sticking



4042-G
Fir with Square Sticking



4910
Fir with Square Sticking



4400
Fir with Square Sticking



4400-G
Fir with Square Sticking



4032
Fir with Square Sticking



4032-G
Fir with Square Sticking



4910-G
Fir with Square Sticking

No warranty against warp on 7026 & 7126.


Rustic Doors

Classic Pacific Coast Alder brings a subtle sophistication and unique style.

Custom Door 5082-AD ARP
(3/0 x 9/0) shown in Knotty Alder
with Heavy Distress
See page 67




5001 (IG) 
5001-SG (SG)
Knotty Alder



5010 (IG) 
5010-SG (SG)
Knotty Alder



5506 ARP (Low-E IG) 
Knotty Alder




5508 ARP (Low-E IG) 
Knotty Alder


For a dramatic interior touch, consider inside doors that replicate the design of your entryway.


Door 5082-A ARP (3/6 X 8/0)
shown in Knotty Alder


See page 67




5661 ARP (Low-E IG) 
Knotty Alder




5661-A ARP (Low-E IG) 
Knotty Alder





5020 ARP 
Knotty Alder




5020-A ARP 
Knotty Alder



5030 ARP 
Knotty Alder



5030-A ARP 
Knotty Alder



5082 ARP 
Knotty Alder



5082-A ARP 
Knotty Alder

Entry Doors

Rustic Doors

From cozy cabins to neighborhood residences, our rustic doors say, "Welcome home."




Door 5082-A PRP
shown in Knotty Alder
See page 69


Entry Doors

68




5506 PRP (Low-E IG) 
Knotty Alder




5508 PRP (Low-E IG) 
Knotty Alder




5661 PRP (Low-E IG) 
Knotty Alder



5661-A PRP (Low-E IG) 
Knotty Alder



5020 PRP 
Knotty Alder



5020-A PRP 
Knotty Alder



5030 PRP 
Knotty Alder




5030-A PRP 
Knotty Alder

Interior doors can be made to match the style of any entry door you choose.

Custom Door 5506 PRP (One Lite)
shown in Knotty Alder with
Seedy Baroque Glass



5082 PRP
Knotty Alder



5082-A PRP
Knotty Alder



PLANK RAISED PANEL



ASPEN RAISED PANEL

Entry Doors


Plank & Speakeasy Doors

A nice entrance touch is available in any of our beautiful wood species.




Door 4082-VAD (8/0) shown in
Knotty Alder with True V-Groove
and Speakeasy Door and
Custom Grill
See page 72

Custom 7026 Plank Door
 (3/6 x 8/0), Custom Side Lites
 (by other), both shown in
 Knotty Alder with Distressing
See page 65



7004
 Fir



7007
 Mahogany



7008
 Fir with Pyramid Clavos



7006-A
 Knotty Alder with Dome Clavos



7005-A
 Knotty Alder with Speakeasy
 and Grill



4082-A
 Knotty Alder with Speakeasy
 and Grill



Rogue Valley Door now offers dome and pyramid clavos, available in either black or iron finish. Clavos can be purchased with adhesive or nail backs.



GRILL



HINGES/LATCH



DOMES



PYRAMID


No warranty against warp on plank doors.

Grooved Panel Doors


Choose ornate beaded panel or true v-groove panel doors for a special look.



Door 4093-V (3/6 X 8/0), Side Lites 4701, Transom 6701, all shown in Walnut



4020-V
20-V
Fir




4020-VA
20-VA
Fir



4082-V
82-V
Hemlock



4082-VA
82-VA
Alder





4030-V
30-V
Maple




4030-VA
30-VA
Fir




4661-V (Low-E IG) 
 4661-V (Low-E IG) SIDE LITES
 Fir with Large Block Dentil Shelf




4661-VA (Low-E IG) 
 4661-V (Low-E IG) SIDE LITES
 Fir




4631-V (Low-E IG) 
 4631-V (Low-E IG) SIDE LITES
 Fir with Small Block Dentil Shelf




4631-VA (Low-E IG) 
 4631-V (Low-E IG) SIDE LITES
 Fir with Small Block Dentil Shelf




4982-V (Low-E IG) 
 4703-V (Low-E IG) SIDE LITES
 Fir




4982-VA (Low-E IG) 
 4703-V (Low-E IG) SIDE LITES
 Fir




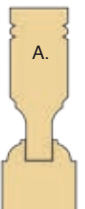
412-V (Low-E IG) 
 4704-V (Low-E IG) SIDE LITES
 Fir



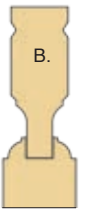
412-VA (Low-E IG) 
 4704-V (Low-E IG) SIDE LITES
 Fir



4664-V (Low-E IG) 
 Red Oak shown in Square Sticking,
 No Warranty on Grooved Flat Panel



BEADED PANEL
 (A. STANDARD)



TRUE
 V-GROOVE PANEL
 (B. OPTIONAL)*

*When ordering,
 please specify
 "True V-Groove"

Traditional Doors

Create a magnificent first impression with these classic door designs.



Door 4642 Small Block Dentil Shelf, Side Lites 4662, both shown with Flat Panel in Fir
See pages 75 and 130



4612 (IG) 
Fir shown in Flat Panel



4108 (IG) 
Fir shown in Flat Panel





4633 (Low-E IG) 
Knotty Alder



4663 (Low-E IG) 
Knotty Alder




4631 (Low-E IG) 
Fir shown in Flat Panel with Small Block Dentil Shelf




4632 (Low-E IG) 
Fir shown in Flat Panel




4632-A (Low-E IG) 
Fir shown in Square Sticking




4642 (Low-E IG) 
Knotty Alder




4661-A (Low-E IG) 
Fir shown in Flat Panel with Large Block Dentil Shelf



4662 (Low-E IG) 
Knotty Alder shown in Square Sticking



4662-A (Low-E IG) 
Fir shown in Square Sticking



4697 (Low-E IG) 
Alder shown in Flat Panel

Entry Doors


Traditional Doors


Traditional design meets uncompromising craftsmanship.




Door 4667 with Large Block Dentil Shelf shown in Knotty Alder with Square Sticking
See page 76



4056 (Low-E IG) 
Fir




4667 (Low-E IG) 
Cherry



4182 (IG) 
182 (SG)
Pine



4382 (IG) 
382 (SG)
Fir



4482 (IG) 
482 (SG)
Poplar



4682 (IG) 
682 (SG)
Poplar



4982 (IG) 
982 (SG)
Pine



4117 (IG) 
117 (SG)
Fir

Door 4182 shown
in Knotty Alder
See page 76



4118 (IG)
118 (SG)
White Oak



4318 (IG)
318 (SG)
White Oak



4418 (IG)
418 (SG)
White Oak



4618 (IG)
618 (SG)
White Oak



4918 (IG)
918 (SG)
White Oak



4144 (IG)
144 (SG)
Pine



Entry Doors

77



4344 (IG)
344 (SG)
Mahogany



4444 (IG)
444 (SG)
Fir

Entry Doors

Traditional Doors

Alluring and enduring, our entry doors are built to stand up to the elements.



Door 4944 shown
in Pine
See page 78



4644 (IG) 644 (SG)
Fir



4944 (IG) 944 (SG)
Mahogany



4831 (IG) 831 (SG)
Pine



4832 (IG) 832 (SG)
Pine



4841 (IG) 841 (SG)
Pine



4842 (IG) 842 (SG)
Pine



4843 (IG) 843 (SG)
Pine



4853 (IG) 853 (SG)
Pine

Door 4832
shown in Primed
See page 78



4863 (IG)
863 (SG)
Pine



4872 (IG)
872 (SG)
Pine



4943 (IG)
2943 (SG)
Hickory



4571 (IG)
Pine



4570 (IG)
2570 (SG)
Pine



4031 (IG)
2031 (SG)
Pine



4035 (IG)
2035 (SG)
Pine



2039 (SG)
Fir

Entry Doors

Traditional Doors

Traditional door styles may be your best choice when it comes to lasting style and appeal.



Door 4619 (4/0), Custom Side Lites 4719, both shown in Fir with Seedy Baroque Glass
See page 80

Entry Doors

80



4020 (IG) 2020 (SG) Pine



4132 (IG) 2132 (SG) White Oak



4134 (IG) 2134 (SG) Pine




4619 (IG) Fir



2005 (SG) 
Fir



2045 (SG) 
Fir (Wicket only available in Fir)



4614 (IG) 
2614 (SG)
Pine



4910 (IG) 
Pine



Door 4910 shown in
Mahogany with
Heavy Water Glass
See page 81

Rogue Premium Plus

High Performance Wood Doors For Tough Conditions, Featuring A 5-Year No Overhang Guarantee!

Rogue Premium Plus is available on doors with dark gray squares (■). Learn more on page 18.



French Doors

Our French Doors are available in a number of styles to fit your home décor. Just pair the wood and glass treatment of your choice.



Door 401 shown in Primed
See page 83



4501 (IG)
1501 (SG)
Fir



4503 (IG)
1503 (SG)
Fir



4505 (IG)
1505 (SG)
Fir



4508 (IG)
1508 (SG)
Maple



4509 (IG)
1509 (SG)
Ash



4510 (IG)
1510 (SG)
Pine



4515 (IG)
1515 (SG)
Birch



401 (IG)
501 (SG)
Walnut



410 (IG)
510 (SG)
Pine



412 (IG)
512 (SG)
Walnut



4597 (IG)
1597 (SG)
Fir



4598 (BEVEL IG)
1598 (BEVEL SG)
Fir

Entry Doors

French Doors

Graceful, stunning and strong, our French door collection is available in a number of styles.



Door 4583 shown in Mahogany with Bevel Glass
See page 85



4531 (IG)
1531 (SG)
White Oak



4532 (IG)
1532 (SG)
White Oak



4541 (IG)
1541 (SG)
White Oak



4542 (IG)
1542 (SG)
White Oak





4543 (IG)
1543 (SG)
Alder shown with Square Sticking




4553 (IG)
1553 (SG)
White Oak



4563 (IG) 
1563 (SG)
White Oak




4572 (IG) 
1572 (SG)
White Oak




4581 (IG) 
Fir



4583 (IG) 
1583 (SG)
White Oak



4502 (IG) 
1502 (SG)
Fir



4030-G (IG) 
30-G (SG)
Fir




4044-G (IG) 
44-G (SG)
Pine



4055-G (IG) 
55-G (SG)
Fir



4130-G (IG) 
66-G (SG)
Fir



4010-G (IG) 
88-G (SG)
White Oak



4533 (IG) 
1533 (SG)
Mahogany

Rogue Premium Plus

High Performance Wood Doors For Tough Conditions, Featuring A 5-Year No Overhang Guarantee!

Rogue Premium Plus is available on doors with dark gray squares (■). Learn more on page 18.



Panel Doors


Crafted in a variety of styles, panel doors are a perfect choice.

Door 4082 (3/6 x 8/0), Side Lites 4702, Transom 6701 (with GBG), all shown in Fir with Square Sticking
See pages 87, 130 and 131






4020 1P
Fir shown in Square Sticking



4082
Fir shown in Square Sticking




4083
Fir




4003
Fir



4082-A
Knotty Alder



4030
Fir shown in Flat Panel




4009
Fir



4046
Knotty Alder



4044
Mahogany



4055
Fir



4130
Red Oak




4010
Pine


Entry Doors

Panel Doors

Crafted in a variety of wood species and architectural styles, our panel doors are a perfect choice.




4002
Maple




4060-C
Fir



4086
Walnut




4045
Pine



4067
Pine



4064
Pine



4582
Fir shown in Square Sticking



4085
Fir shown in Flat Panel

Door 4093, Side Lite 4705,
Transom 6705, all shown in
Walnut with Bevel Glass
See pages 89, 130 and 131



4033
Birch shown with Flat Panel



4040
Alder



4091
Fir




4092
Mahogany



4093
Maple



4094
Birch



4095
Alder



4096
Hickory

Interior Doors


Interior Doors
90





Door 93 shown in Knotty Alder
See page 109

Door 5082 ARP shown in
Knotty Alder
See page 97




Interior Doors

From Practical Value to Elegant Entryways

Complement your interior design with the beauty, form and function of Rogue Valley Door interior doors.

Interior doors are a big part of your interior design. A room's color, furnishings and décor can be greatly enhanced with the right door. Doors can make bold statements or subtle expressions. They provide a first impression and a finishing touch. Whether you're remodeling, building or reinventing the look of your home, Rogue Valley Door invites you to peruse our collection, let your imagination go and consider the possibilities.


From the practical value and comfort of our Sustainable Designed Fiberboard (SDF) doors to rustic, grooved-panel or traditional designs, Rogue Valley Door offers a great variety of options for many applications. Imagine a French door entry to the den, an elegant carved door to the master suite or even a whimsical chalkboard door to your child's bedroom. Enhance the look of your home with well crafted, quality interior doors.




Door 82 (8/0) shown
in Knotty Alder
See page 106

Urban Door Collection

Our new Urban Door Collection will give your home a sense of metro chic.



26 
Fir with Square Sticking



26-G 
Fir with Square Sticking



Door 22-G with Reeded Glass, shown in fir with square sticking
See page 95



26-AS 
Fir with Square Sticking



26-ASG 
Fir with Square Sticking



77 
Fir with Square Sticking



77-G 
Fir with Square Sticking



28
Fir with Square Sticking



28-G
Fir with Square Sticking



28-AS
Fir with Square Sticking



28-ASG
Fir with Square Sticking



21
Fir with Square Sticking



21-G
Fir with Square Sticking



22
Fir with Square Sticking



22-G
Fir with Square Sticking



42
Fir with Square Sticking



42-G
Fir with Square Sticking



32
Fir with Square Sticking



32-G
Fir with Square Sticking

Rustic Doors

Rich with character and traditional appeal, our rustic doors combine simple design with dramatic appeal.




Doors 5082-A ARP shown in Knotty Alder
See page 97




5001-SG (SG) 
Knotty Alder



5010-SG (SG) 
Knotty Alder




5020 PRP 
Knotty Alder



5020-A PRP 
Knotty Alder



5082 PRP 
Knotty Alder



5082-A PRP 
Knotty Alder


Door 5001 shown in
Knotty Alder with Seedy
Baroque Glass
See page 96



5030 PRP
Knotty Alder



5030-A PRP
Knotty Alder



5020 ARP
Knotty Alder



5020-A ARP
Knotty Alder




Interior Doors


97




5082 ARP
Knotty Alder



5082-A ARP
Knotty Alder



5030 ARP
Knotty Alder



5030-A ARP
Knotty Alder

Grooved Panel Doors

Take a classic design, add your personal touch with your choice of wood, and you have eye-catching interior doors.



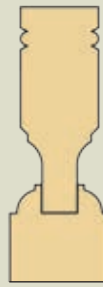
Door 82-V shown in Red Oak
See page 99



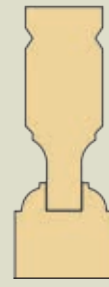
BEADED PANEL
(A. STANDARD)

TRUE V-GROOVE PANEL
(B. OPTIONAL)

*When ordering,
please specify "True V-Groove"*




(A. STANDARD)



(B. OPTIONAL)

Door 82-V, Transom
3701 with Rain Glass,
both shown in Red Oak
See pages 99 and 131


20-V
Fir




20-VA
Fir



82-V
Hemlock



82-VA
Alder



30-V
Maple



30-VA
Fir

French Doors

Whether they lead into a den, bedroom or home office, interior French doors bring elegance to any room.



Doors 1501 shown in
Knotty Alder
See page 100

Interior Doors

100



1501 (SG) 
Fir



1503 (SG) 
Fir




1505 (SG) 
Fir



1508 (SG) 
Maple



1509 (SG) 
Ash



1510 (SG) 
Pine



1515 (SG) 
Birch



1531 (SG) 
White Oak



1532 (SG) 
White Oak




1541 (SG) 
White Oak



1542 (SG) 
White Oak




1543 (SG) 
Alder shown in Square Sticking



1553 (SG) 
White Oak



1563 (SG) 
White Oak



1572 (SG) 
White Oak



1583 (SG) 
White Oak

Interior Doors

French Doors

Between our many wood species, glass options and design styles, creating French doors with your flair is easy.



Doors 1510 shown in Knotty Alder
See page 101

Interior Doors

102



501 (SG) Walnut



510 (SG) Fir



512 (SG) Walnut



1597 (SG) Fir



1598 (Bevel SG) Fir



1502 (SG) Fir



1533 (SG) Mahogany



30G (SG) Fir

Door 55G shown in Fir
with Mist Lite Glass
See page 103



44G (SG) 
Pine



55G (SG) 
Fir



66G (SG) 
Fir



88G (SG) 
White Oak



Interior Doors

103



1517-R (SG) 
Fir



1517-RD (SG) 
Fir



1501-R (SG) 
Fir




1501-RD (SG) 
Fir

Interior Doors

French Doors

Our French interior doors accentuate any room with their natural, beautiful wood construction and glass finishes.




Door 1503 shown in Fir
See page 100

Door 1590 Pantry
 shown in Knotty Alder
See page 105



501 8/0 Pantry (SG) ■ ■ ■
 Primed or SDF



Interior Doors

105



1590 Pantry (SG) ■ ■ ■
 Cherry



1591 Laundry (SG) ■ ■ ■
 Pine




1592 Office (SG) ■ ■ ■
 Pine



1501 (SG) ■ ■ ■
 Pine with Safety Back Mirror

Panel Doors

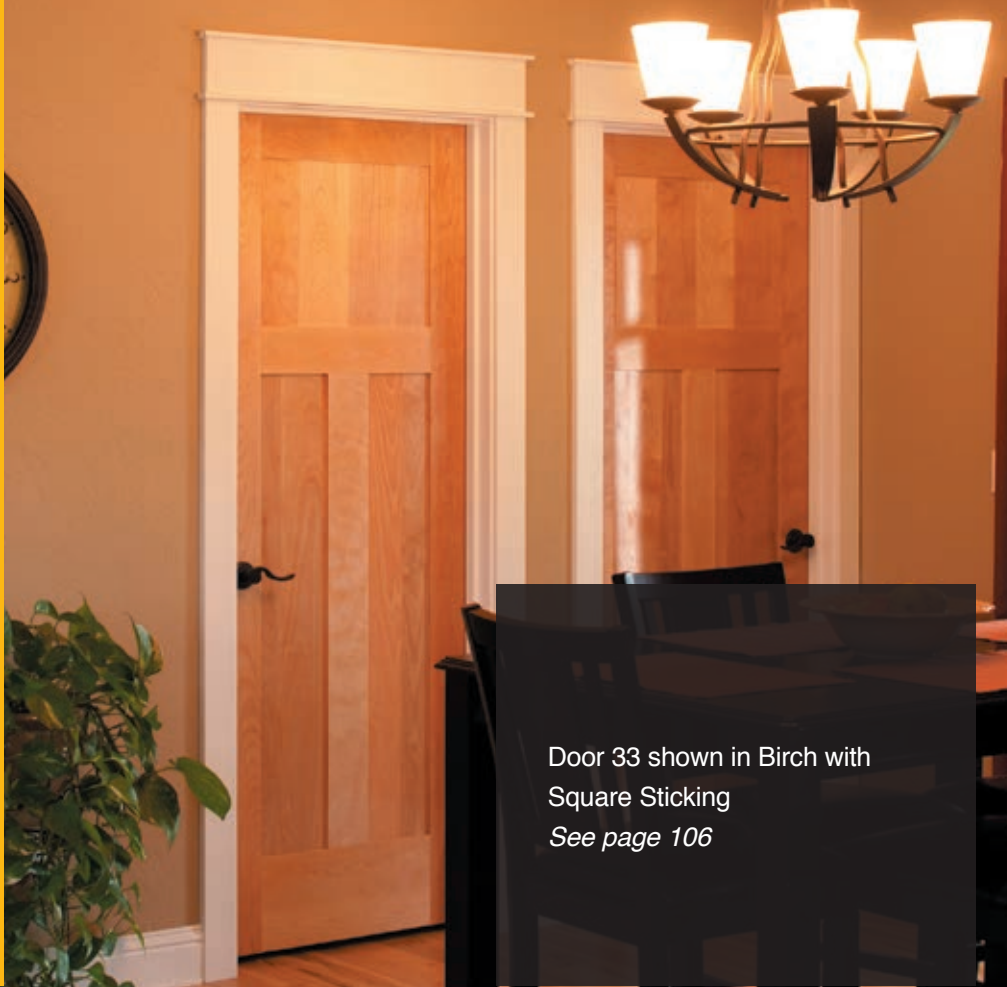
Choose from raised or flat panel doors for a traditional look that never goes out of style.



30
Fir shown in Square Sticking




33
Fir



Door 33 shown in Birch with Square Sticking
See page 106



20
Fir shown in Square Sticking



82
Fir shown in Square Sticking



82-A
Knotty Alder



55
Fir

Door designs on these pages are all available with a fire rating as different pattern numbers. Please refer to the Entry Door section for proper pattern numbers.

Door 82 shown in Knotty Alder
See page 106



44
Mahogany



2003
Mahogany




66
Fir



88
Pine



Interior Doors




2002
Maple



2060
Fir



86
Walnut



45
Pine


Interior Doors

Panel Doors


Combine the rich characteristics of our wood options with classic panel door design.




Door 82 (8/0) shown in
Knotty Alder
See page 106



67
Pine



64
Pine



2582
Fir shown in Square Sticking



85
Fir shown in Flat Panel



33
Birch shown in Flat Panel



40
Alder



91
Fir



92
Mahogany

Door designs on these pages are all available with a fire rating as different pattern numbers. Please refer to the Entry Door section for proper pattern numbers.


Doors 20 shown with
Flat Panel, and Doors 82,
all shown in Fir
See page 106




83
Fir



2009
Fir



93
Maple



94
Birch



95
Alder



96
Hickory


Closet Doors

Closet doors don't need to be ordinary. Select from panel, lowered and many more.



Interior Doors

110



10 BF
Fir



20 BF
Fir with Square Sticking



30 BF
Fir with Square Sticking



33 BF
Fir with Square Sticking



40 BF
Fir with Square Sticking



44 BF
Pine



45 BF
Pine



54 BF
Fir

Our Lower Closet Doors are available in either vented or false lower designs. Lower doors can be made with our standard 1-1/4" lowers, or our 2" plantation lowers.

Door 82-A BF shown in
Knotty Alder/Fir
See page 111



55 BF
Fir with Square Sticking



64 BF
Pine



66 BF
Pine



67 BF
Pine



82 BF
Fir with Square Sticking



82-A BF
Hemlock



83 BF
Pine



85 BF
Pine

Closet Doors


Rogue Valley Door closet door designs add the finishing touch to your home.



Door 755 shown in Fir
See page 113



86 BF
Walnut



88 BF
Pine



91 BF
Pine




92 BF
Fir shown with Square Sticking



93 BF
Mahogany



94 BF
Alder



95 BF
Mahogany



96 BF
Alder



1705 BF
Pine



703 BF
Maple



730 BF
Pine



732 BF
Pine



733 BF
Cherry



755 BF
Knotty Alder



703
Maple shown with Plantation Louver



730
Pine



732
Fir



733
Cherry



755
Knotty Alder

Our closet doors come in every imaginable bi-fold design.

Chalkboard Doors

Whimsical and practical, our chalkboard doors add a fun touch to pantries, kids' rooms or wherever you could use one.




Door 1120 with Chalkboard
shown in Pine
See page 115

Custom Door 5082-A ARP
 (top panel replaced with
 Whiteboard) shown
 in Knotty Alder




1120 
 Mahogany with Chalkboard




1182 
 Fir with Chalkboard



1144 
 Pine with Chalkboard



1181 
 Fir with Chalkboard shown in
 Flat Panel



Interior Doors

115



1220 
 Knotty Pine with Whiteboard



1282 
 Red Oak with Whiteboard



1244 
 Pine with Whiteboard



1281 
 Fir with Whiteboard shown in
 Flat Panel

SDF Doors

Aesthetically pleasing as well as functional and efficient, our Sustainable Designed Fiberboard designs combine affordability with world-class quality.





1501 (SG) Primed or SDF



1505 (SG) Primed or SDF shown in Square Sticking



1508 (SG) Primed or SDF



1509 (SG) Primed or SDF



1510 (SG) Primed or SDF



1515 (SG) Primed or SDF



1532 (SG) Primed or SDF



510 (SG) Primed or SDF



644A (SG) Primed or SDF



982 (SG) Primed or SDF



318 (SG) Primed or SDF



832 (SG) Primed or SDF shown in Square Sticking

Interior Doors

SDF Doors

Our SDF doors utilize time-tested stile and rail construction for more details and maximum stability.



Door 2582 shown in Primed
See page 119



2943 (SG) 
Primed or SDF



182 (SG) 
Primed or SDF shown with Pinnacle Raised Mouldings



82 
Primed or SDF shown with Pinnacle Raised Mouldings



44 
Primed or SDF



85 
Primed or SDF



54 
Primed or SDF




40 
Primed or SDF



91 
Primed or SDF

Door 2582-A
shown in Primed



92 
Primed or SDF shown with
Pinnacle Raised Mouldings



93 
Primed or SDF



94 
Primed or SDF



95 
Primed or SDF shown with
Pinnacle Raised Mouldings




Interior Doors

119




96 
Primed or SDF



2582 
Primed or SDF shown with
Pinnacle Raised Mouldings



45 
Primed or SDF



86 
Primed or SDF

Door 4697, Side Lites 4708,
Transom 6710-C,
all shown in Fir
See pages 75, 130 and 131



Specialty Doors

Be an interior design trendsetter with our extensive collection of specialty doors.

21st Century performance meets Old World authenticity.

Our energy-efficient Simulated Divided Light (SDL) doors have a divided light appearance, created by applying wood barwork to the face of the glass. Rogue Valley Door has customized this technology, so you can choose from our standard collection of doors, or create a design with custom-shaped barwork to fit your style.

Usher in the beauty of nature with our exclusive Cielo Collection.

Lumicor's patented technology presents a new class of architectural resin panel material that captures the beauty of natural botanicals, fine textiles, decorative papers and architectural metals within high-performance translucent resins. At Rogue Valley Door, we've taken this technology and incorporated it into our finely crafted doors to create the Cielo Collection. Intended for interior use, the Rogue Valley Door Cielo Collection has captured real world materials, colors and textures to complement the latest design trends.

Bring imaginative additions to any space with our fun and functional Dutch and Café doors.

Classic Dutch doors are a great option to give any room or entrance an added touch of style. These doors can act as two separate sections or easily function together as a whole. And, almost any door we make can be made into a Dutch door. For your kitchen or any room you'd like to feature a "push-through" entry, our café doors provide a fantastic enter-and-exit option.



Custom Door 82-CAD shown in Knotty Alder

Cielo Glass Door Collection

Colors, materials and textures come to life beautifully in our exclusive Cielo collection.

Specialty Doors



CIELO

Door 5502-A shown in Knotty Alder with Cielo Prairie Grass Glass



Natural Leaves



Toffee Leaves



Green Leaves



Oasis



Beach Grass



Prairie Grass




Meadow



Tiki Grass



Woodland



Savannah




Kenya




Searchlight




Blue Ice



Lime Ice



Rice Paper




Paper Leaf



Oyster Linen



Large Ovalesque



Olive Mesh Moire



Silver Mesh



Bronze Mesh


Door 1501 shown in
Knotty Alder with Step
Sticking and Cielo
Kenya Glass
See page 123



1501 (SG)
Fir shown with Toffee Leaves
Cielo Glass



1502 (SG)
Fir shown with Oasis
Cielo Glass



501 (SG)
Red Oak shown with Lime Ice
Cielo Glass



1508 (SG)
Maple shown with Rice Paper
Cielo Glass



30G (SG)
Fir shown with Oyster Linen
Cielo Glass



55G (SG)
Fir shown with Large Ovalsque
Cielo Glass

Specialty Doors

Dutch Doors


Bring the vintage look of yesteryear into your home with our handcrafted Dutch doors.



Dutch Door 4832 shown in Knotty Alder
See page 124

Specialty Doors

124



4182D (IG) 182D (SG)
Hemlock



4482D (IG) 482D (SG)
Walnut




4644D (IG) 644D (SG)
Fir




4944D (IG) 944D (SG)
Fir




4832D (IG) 832D (SG)
Mahogany



4843D (IG) 843D (SG)
Knotty Alder shown with Square Sticking



4035D (IG) 2035D (SG)
Fir




4082D 82D
Alder shown with Square Sticking


Door 4144D
shown in Fir
See page 125



4144D (IG)
144D (SG)
Fir



4444D (IG)
444D (SG)
Fir




4344D (IG)
344D (SG)
Fir



4682D (IG)
682D (SG)
Hemlock



4382D (IG)
382D (SG)
Hemlock



4842D (IG)
842D (SG)
Mahogany



4853D (IG)
853D (SG)
Mahogany



4982D (IG)
982D (SG)
Hemlock


Specialty Doors

Custom Glass SDL Doors

Increase energy-efficiency and get a divided light look with our custom glass SDL doors.



Door S-094 (8/0) shown in Fir with Satin Glass
See page 127



S-080 (IG) [Color Swatches]
Fir



S-084 (IG) [Color Swatches]
Fir



S-086 (IG) [Color Swatches]
Fir



S-100 (IG) [Color Swatches]
Fir



S-102 (IG) [Color Swatches]
Fir



S-102-AD (IG) [Color Swatches]
Fir

Specialty Doors

126



S-088 (IG)
Fir



S-094 (IG)
Fir



S-090 (IG)
Fir



S-092 (IG)
Fir



S-104 (IG)
Fir



S-094-CAD (IG)
Fir

Specialty Doors

Custom Glass SDL Doors

Our custom glass SDL doors offer elegance along with practicality.



Custom Door S-096 (8/0)
shown in Knotty Alder
See page 128



S-082 (IG) 
Fir

Rogue Premium Plus


High Performance Wood Doors For Tough Conditions, Featuring A 5-Year No Overhang Guarantee!

Rogue Premium Plus is available on doors with dark gray squares (■). Learn more on page 18.



S-096 (IG) 
Fir




S-098 (IG) 
Fir

Specialty Doors

Café Doors

Consider Café doors wherever you need a clever easy-in/easy-out solution.



Café Door 782 shown in Mahogany
See page 129

Specialty Doors

129



782
Mahogany



753
Fir



782 S
Red Oak



753 S
Pine

Hardware not included with Café Doors.

Specialty Doors

Side Lites & Transoms

Our side lites and transoms provide a stunning way to brighten any room.



Door 4130, Side Lites 4703, Transom 6705, all shown in Fir
See pages 87, 130 & 131



4701 (IG) 4702 (IG)
1701 (SG) 1702 (SG)
Fir Mahogany



4703 (IG) 4703C (IG)
1703 (SG) 1703C (SG)
Red Oak Fir



4704 (IG) 4705 (IG) 4708*(Low-E IG) 4797 (IG) 4798 (Bevel IG) 4662(Low-E IG) 4631 (Low-E IG)
1704 (SG) 1705 (SG) 1708*(SG) 1797 (SG) 1798 (Bevel SG) 2662 (SG) 2631 (SG)
Fir Fir Alder Fir Fir Fir

*12" & 14" has 4 lites, 16" & 18" has 8 lites

Door 4612 (8/0), Transom
 6701(w/ GBG), both
 shown in Fir
See pages 75 and 131



SEGMENT TRANSOM
 Oak



ELLIPTICAL TRANSOM
 Fir shown with 6-Light Sunburst



HALF ROUND TRANSOM
 Fir



6701 (IG)
 3701 (SG)
 Fir



6705 (IG)
 3705 (SG)
 Fir



6710C (IG)
 3710C (SG)
 Alder



Specialty Doors

131



6701 W (IG)
 3701 W (SG)
 Fir



6705 W (IG)
 3705 W (SG)
 Fir

*ALL TRANSOMS ARE AVAILABLE IN
 CUSTOM SIZES AND LIGHT PATTERNS

Door Resources

To ensure precise operation and long-lasting beauty, we've included these valuable reference guides.



More than the best doors in the industry

At Rogue Valley Door, we offer more than the best doors in the industry; we develop relationships with our customers. We're here to answer questions, provide guidance and make sure our products bring you years of genuine satisfaction. For more information, visit a Rogue Valley Door dealer, or contact us at www.roguevalleydoor.com.



Door 4597 (3/6), Custom Side Lite 4509, both shown in Mahogany with Seedy Baroque Glass
See page 83

Pre-Hung Doors & Machining

To avoid any complications on your end, we offer complete machining and pre-hanging services.

Pre-Hung Doors

A door should consistently snap into place, clear its jamb, and swing effortlessly on its hinges. The fine tolerances needed to achieve this kind of performance help explain why a pre-hung door is a precision instrument.

Rogue Valley Door has the capability to assemble the jambs, cut for hinges and door knobs, and pre-hang any of our doors for ease of installation. Interior doors, exterior doors, 2-1/4 thick doors, fire doors, radius doors, and clipped corner doors are just a few of the units that we can create in our shop.

Machining Services

From small residential jobs to large resort and hospitality projects, Rogue Valley Door has a complete range of factory machining services.

Provide us with your machining specifications, and allow us to save you time, eliminate problems of on-site machining, and reduce your overall costs. Our machining services include:

- Cylindrical Lock Preps
- Mortise Lock Preps
- Electronic Lock Preps
- Hinge Preps
- Strike Preps
- Wire Chase Preps
- Flush Bolt Preps
- Concealed Overhead Door Preps
- Door Bottom Preps
- Exit Device Preps
- Multi-Point Locking Preps
- Concealed Vertical Rod Preps



We machine for multi-point locks from W&F and Hoppe.



Millwork Capabilities

Every Rogue Valley Door, even the custom shaped doors, can have matching handcrafted millwork, an elegantly carved profile on each portion of the door, including the frame, the jamb, and the door stop.

Frames & Jamb



Double Rabbet

1-1/4 x 4-9/16
1-1/4 x 5-1/4
1-1/4 x 6-9/16

*Custom size frames and jamps available.
Also available for 2-1/4
Also available in Fire Rated.*



Single Rabbet Kerfed

1-1/4 x 4-9/16
1-1/4 x 5-1/4
1-1/4 x 6-9/16

*Custom size frames and jamps available.
Also available for 2-1/4 .
Also available in Fire Rated.*



Flat Jamb

11/16 x 4-9/16
11/16 x 5-1/4
11/16 x 6-9/16

Custom size frames and jamps available.

Astragals & Mull Posts



**RV 1308 for 1-3/4
Exterior Door**
1-7/16 x 3-1/8 x 84
1-7/16 x 3-1/8 x 98
*Also available
for 2-1/4*



**RV 1301 for 1-3/4
Interior Door**
1-1/4 x 2-1/2 x 84
1-1/4 x 2-1/2 x 98



**RV 1305 for 1-3/8
Interior Door**
1-1/4 x 2 x 84
1-1/4 x 2 x 98



RV 1309
2 x 4-3/8 x 84
2 x 4-3/8 x 98
Also available for 2-1/4
RV 1310
2 x 3-9/16 x 84
2 x 3-9/16 x 98
Also available for 2-1/4



RV 1311
2-1/2 x 4-3/8 x 84
2-1/2 x 4-3/8 x 98
Also available for 2-1/4
RV 1312
2-1/2 x 3-9/16 x 84
2-1/2 x 3-9/16 x 98
Also available for 2-1/4

Brick Moulding & Casings



RV 180
1-1/4 x 2 x 39
1-1/4 x 2 x 84
1-1/4 x 2 x 98



RV 356
11/16 x 2-1/4 x 39
11/16 x 2-1/4 x 84
11/16 x 2-1/4 x 98



RV 351
11/16 x 2-1/2 x 39
11/16 x 2-1/2 x 84
11/16 x 2-1/2 x 98



RV 324
11/16 x 2-1/4 x 39
11/16 x 2-1/4 x 84
11/16 x 2-1/4 x 98



RV 441
11/16 x 3-1/4 x 39
11/16 x 3-1/4 x 84
11/16 x 3-1/4 x 98



RV 444
11/16 x 3-1/4 x 39
11/16 x 3-1/4 x 84
11/16 x 3-1/4 x 98



RV 5
11/16 x 3-1/4 x 39
11/16 x 3-1/4 x 84
11/16 x 3-1/4 x 98



RV 325
11/16 x 3-1/4 x 39
11/16 x 3-1/4 x 84
11/16 x 3-1/4 x 98



RV 433
9/16 x 3-1/4 x 39
9/16 x 3-1/4 x 84
9/16 x 3-1/4 x 98



RV 525
1 x 5-1/4 x 39
1 x 5-1/4 x 84
1 x 5-1/4 x 98

Door 1501 shown in
Knotty Alder with
Seedy Baroque Glass
See page 100

Rosettes




ROSETTE
3/4 x 3-1/2 x 3-1/2

Door Stops



RV 876
7/16 x 1-3/8 x 84
7/16 X 1-3/8 X 98



RV 872
7/16 x 1-3/8 x 84
7/16 x 1-3/8 x 98



RV 936
7/16 x 1-3/8 x 84
7/16 x 1-3/8 x 98



Raised Mouldings



PM-1
Pinnacle Moulding



RM-1
Raised Moulding



FM-1
Face Moulding



RM-6
Raised Moulding

Stickings



A-1
(For 1/8 glass in
1-3/8 door)



A-5
(For 1/8 glass in
1-3/4 door)



C-7
(For 5/8 glass in
1-3/4 door)



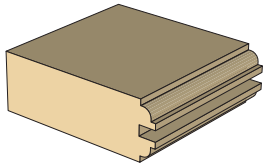
A-2
(Commonly used to
stop in side lites)

Rogue Valley Door millwork is a fantastic finishing touch and can bring together the design of every door in your home, the unifying detail of your unique style.

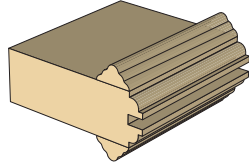
Sticking/Panel Profile Options

From elegant raised mouldings to a simple shaker-style flat-panel door, Rogue Valley Door has a door to fit your home's decor. Below is a list of some of our more popular door profiles.

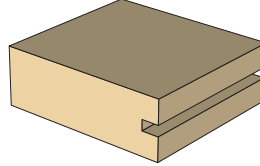
Sticking Profiles with 1/4" Groove



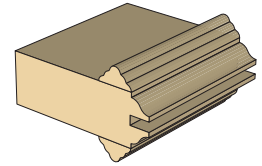
1-3/8" Ovolo



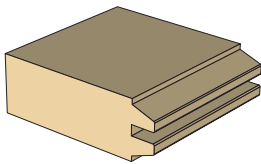
1-3/8" Ovolo FM



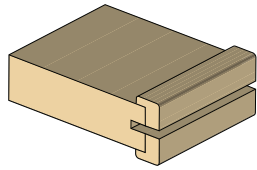
1-3/8" Square



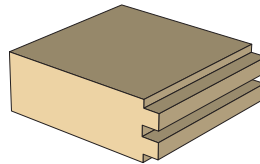
1-3/8" Ogee FM



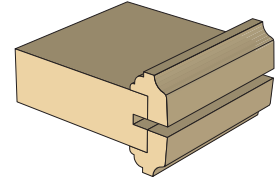
1-3/8" Bevel



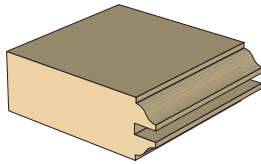
1-3/8" Craftsman RM



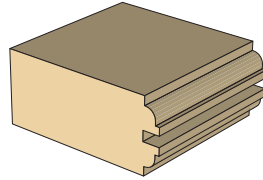
1-3/8" Step



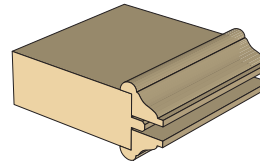
1-3/8" Raised Moulding RM



1-3/8" Ogee

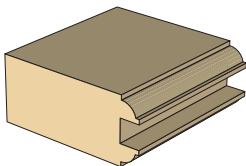


1-3/4" Ovolo

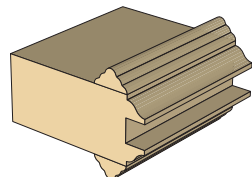


1-3/8" Pinnacle RM

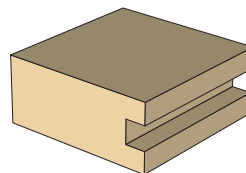
Sticking Profiles with 5/8" Groove



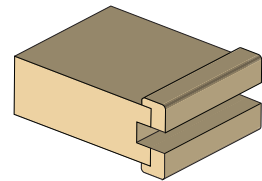
1-3/4" Mod Ovolo



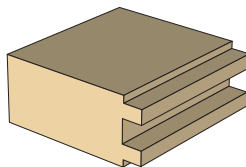
1-3/4" Ogee FM*



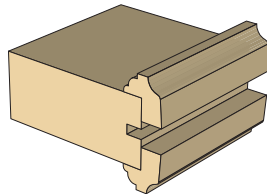
1-3/4" Square & 1-3/8" Square



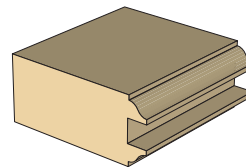
1-3/4" Craftsman RM



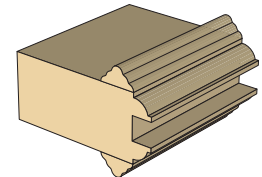
1-3/4" Step



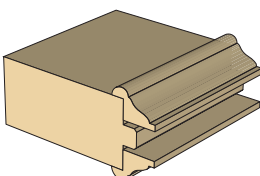
1-3/4" Raised Moulding RM



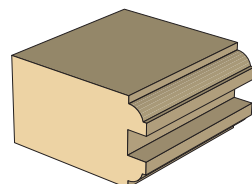
1-3/4" Ogee*



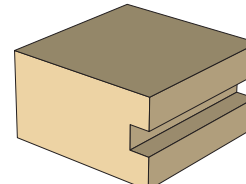
1-3/4" Mod Ovolo FM



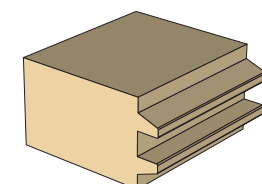
1-3/4" Pinnacle RM



2-1/4" Mod Ovolo

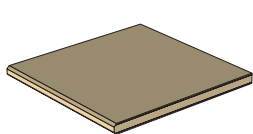


2-1/4" Square

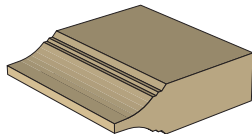


2-1/4" Bevel

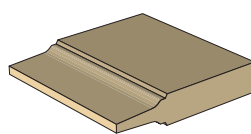
Panel Profiles with 1/4" Tongue



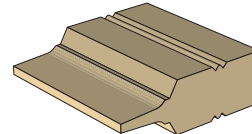
1/4" Flat



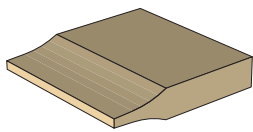
1-3/8" TRP



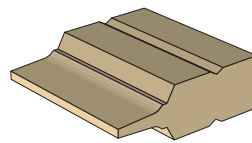
3/4" HRP



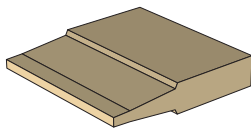
1-1/8" HRP Beaded



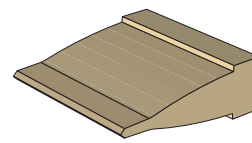
3/4" SRP



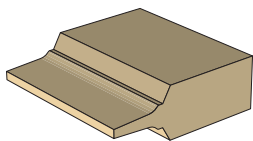
1-1/8" HRP True V



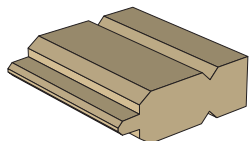
3/4" MRP



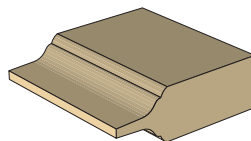
1-1/8" ARP



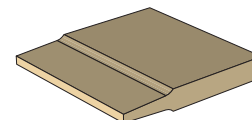
1-1/8" HRP



1-1/8" PRP**

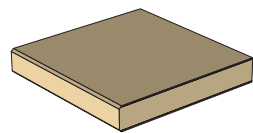


1-3/8" CRP

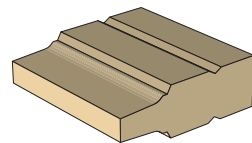


9/16" BRP

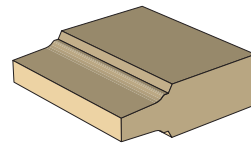
Panel Profiles with 5/8" Tongue



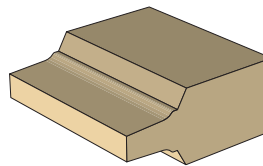
5/8" Flat



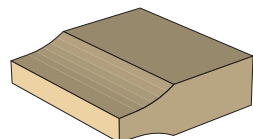
1-3/8" HRP True V



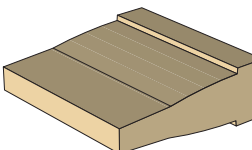
1-3/8" HRP



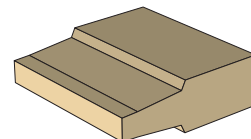
1-3/4" HRP



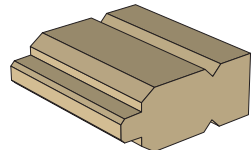
1-3/8" SRP



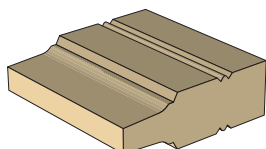
1-3/8" ARP 2



1-3/8" MRP



1-5/8" PRP 2**



1-3/8" HRP Beaded

For more Sticking/Panel Options,
go to www.roguevalleydoor.com.

*Not Available in Shapes

**Not Available with Raised Mouldings

Drawings are for reference purposes only and may not be drawn to exact scale.

Glass Care Instructions

Quick Reference Guide to Cleaning Architectural Glass Products

Glass Care Dos and Don'ts

Dos:

- Clean glass when dirt and residue appear.
- Determine if coated glass surfaces are exposed.
- Exercise special care when cleaning coated glass surfaces.
- Avoid cleaning tinted and coated glass surfaces in direct sunlight.
- Start cleaning at the top of the building and continue to lower levels.
- Soak the glass surface with a clean water and soap solution to loosen dirt and debris.
- Use a mild, non-abrasive commercial window cleaning solution.
- Use a squeegee to remove all of the cleaning solution.
- Dry all cleaning solution from window gaskets, sealants and frame.
- Clean one small window and check to see if procedures have caused any damage.
- Be aware of and follow the glass supplier's specific cleaning recommendations.
- Caution other trades against allowing other materials to contact the glass.
- Watch for and prevent conditions that can damage the glass.

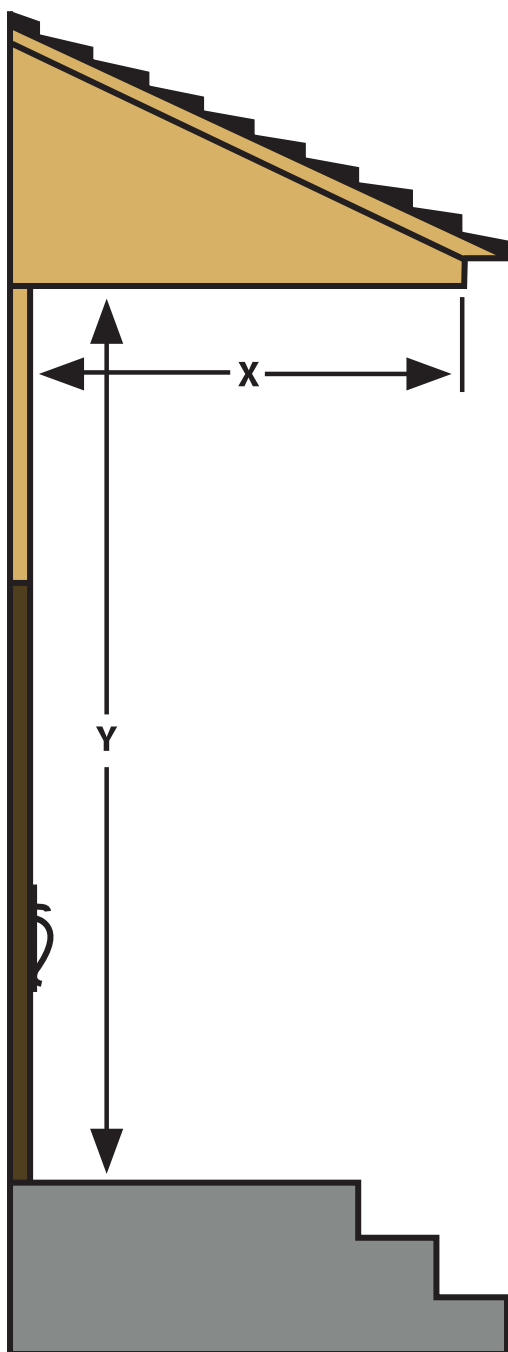
Don'ts:

- Don't use scrapers of any size or type for cleaning glass.
- Don't allow dirt and residue to remain on glass for an extended period of time.
- Don't begin cleaning glass without knowing if a coated surface is exposed.
- Don't clean tinted or coated glass in direct sunlight.
- Don't allow water or cleaning residue to remain on the glass or adjacent materials.
- Don't begin cleaning without rinsing excessive dirt and debris.
- Don't use abrasive cleaning solutions or materials.
- Don't allow metal parts of cleaning equipment to contact the glass.
- Don't trap abrasive particles between the cleaning materials and the glass surface.
- Don't allow other trades to lean tools or materials against the glass surface.
- Don't allow splashed materials to dry on the glass surface.

Calculating Door Overhang

Adequate overhang is very critical to the life and performance of a wood stile and rail door.

Appropriate Overhang Calculation



Adequate overhang is very critical to the life and performance of a wood stile and rail door. A proper overhang will help protect your door from the elements and extend the life of the door. In most climate conditions the following formula can be used to determine the appropriate amount of overhang: $X=1/2Y$ (where X is the length of the overhang required and Y is the distance from the bottom of the door to the base of the overhang.) For example, if the measurement from the bottom of the door to the base of the overhang is 8 feet, the required overhang is 4 feet. For more severe climates, very wet or dry areas, the following formula should be used: $Y=X$.

Handling, Installation & Finishing

Wood stile and rail doors are a reflection of quality and good taste. To ensure you obtain the maximum enjoyment and utility of your door, follow these guidelines.

Please read and follow the guidelines detailed below. Failure to follow the guidelines below will invalidate our Limited Warranty. It will be the discretion of Rogue Valley Door or its representative to approve or reject any claim due to poor handling, application, installation or finishing.

Door Handling Guide

1. Handle all doors with clean gloves and equipment.
2. Avoid dragging doors across one another or across other surfaces. Avoid leaning at a steep angle.
3. Store on a level surface in a dry, well-ventilated building. Avoid stacking on end.
4. Cover doors to keep clean, but allow air circulation.
5. Doors should not be subject to abnormal heat, dryness, or humidity for prolonged periods. Avoid sudden changes such as forced heat to dry out a building.
6. Deliver doors in a clean truck and under cover from wet weather.
7. Deliver door to building site only after plaster, stucco, and/or cement is dry.
8. If the doors are to be stored for long periods or on the job site, the entire door including the top and bottom edges must be sealed in order to prevent undue moisture absorption.
9. Door shall not be exposed to excessive moisture (above 55% RH), excessive heat (90 degrees F), and dryness (30%RH).

Door Fitting & Hanging Guide

1. All wood doors should be conditioned to average prevailing relative humidity of the locality before hanging.
2. When hanging door, allow adequate clearance for swelling of door or frame in extremely damp weather.
3. All exterior glazed doors should be hung with the removable wooden bead facing the interior side of the opening.
4. Avoid cutting doors down in size, use designated sizes. If width trim is necessary, do not trim more than 1/4" per side. Top of door may be trimmed 1/2" and the bottom no more than 1-1/2". Use a sharp, fine tooth saw for best results.
5. Caution must be used to avoid impairing the utility or structural strength of the door when fitting for hardware, lites, louvers, panels, and/or any other special detail.
6. Be sure the jambs and stops are set perfectly square and plumb.
7. Immediately after fitting, cutting for closures, weather-strip and/or threshold and before hanging any interior or exterior door on the job, the entire door including top and bottom edges must be sealed to prevent undue absorption of moisture.

Door Preparation For Finishing Guide

1. Adjust or align components if necessary.
2. All doors manufactured by Rogue Valley Door require sanding prior to finishing. The degree of pre-sanding will depend upon the owner's selection of stain and whether or not they are spraying or wiping on the stain.
3. Remove all handling marks, instruction labels, stamps and effects of exposure to moisture with a thorough, final light sanding over all surfaces of the door, using 180 grit sand paper. Note: Small amounts of grease, oil or pitch can be wiped clean with mineral spirits.
4. Clean door thoroughly after sanding to remove all dust or foreign material. Avoid using chemical cleaners that react unfavorably to certain wood species and finishes. Consult a finish expert. Note: Some hardwood species can have an adverse reaction with certain chemical cleaners and finishes.
5. Apply finish as soon as door is fitted, but before final hanging. Cutouts for hardware must be sealed prior to installation. Rogue Valley Door will not warrant product that has been hung prior to finishing or that shows deterioration of wood or swelling due to finish breakdown.
6. Make sure all surfaces are sealed and finished, including top, bottom, and side edges of the stiles and rails.
7. It is the finisher's responsibility to cover the glass during the finishing process. On doors ordered with plastic film, removal of the film immediately after finishing is required. Failure to remove the film in a timely manner may result in difficulties in removing the film at a later date. Do not use razors or other sharp object to remove the film or clean the glass. These items may scratch the glass.

Exterior Door Finishing Guide

Caution: *If during the finish process you are having some issues with your door, stop finishing immediately and contact the company from where you purchased the doors.*

Stain & Clear Finish

The top coats should be a solvent-borne (oil-base, alkyd resin base, polyurethane resin-base) or a water-borne (latex resin-base) clear finish. The advantages of a solvent-borne clear finish is they are faster drying, harder, and more water resistance. The advantages of a water-borne clear finish is they are very flexible, ultraviolet resistance, and have good exterior durability. Note: Lacquer-base toners or finishes should not be used on exterior doors.

1. Depending on the type of stain being applied, the door may need to be prepped with a wood conditioner or sanding sealer prior to applying stain. Verify with the stain and top coat manufacturer's instructions.
2. Doors should be sealed with at least three coats of a good quality exterior solvent-borne or water-borne clear finish.
3. Sand lightly between top coats, making sure that all surfaces and edges are covered every time a coat is applied. Clean door of dust before applying the next coat.
4. To minimize moisture penetration where wood parts or glass and wood come together, be sure enough top coat is applied to form a bridged film across any voids. Make sure that the finish does not prevent movement of the floating panels.
5. You can make sure all coatings in the finish system are compatible by using products from the same manufacturer. Finish manufacturers will be able to tell you which of their products may be successfully applied in combination with each other. Finishes should be applied in accordance with the manufacturer's instructions.
6. Dark colored stains should not be used on doors exposed to sunlight, as expansion and contraction of door components may occur.
7. A substantial overhang and protection from the elements will minimize component movement inherent in exterior wood doors.

Paint Finish

Oil-base or latex resin-base exterior grade primer and paints may be used on wood doors. Oil-base primer and paints offer more resistance to moisture penetration, and latex resin-base primer and paints will offer better durability and color retention.

1. Doors should be sealed with a good quality exterior primer followed by at least two topcoats of either an oil-base or latex resin-base exterior paint.
2. Sand lightly between coats, making sure that all surfaces and edges are covered every time a coat is applied. Clean door of dust before applying the next coat.
3. To minimize moisture penetration where wood parts or glass and wood come together, be sure enough paint is applied to form a bridged film across any voids. Make sure that the finish does not prevent movement of the floating panels.
4. You can make sure all coatings in the finish system are compatible by using products from the same manufacturer. Finish manufacturers will be able to tell you which of their products may be successfully applied in combination with each other. Finishes should be applied in accordance with the manufacturer's instructions.
5. Dark colored paints should not be used on doors exposed to sunlight, as expansion and contraction of door components may occur.
6. A substantial overhang and protection from the elements will minimize component movement inherent in exterior wood doors.

High Exposure Finishing

1. Use silicone caulking around the perimeter of each glass pane. This will seal the putty and prevent any moisture from penetrating the door.

Handling, Installation & Finishing

(continued)

2. Use silicone caulking around the perimeter of each panel. This will seal the panel joint and help prevent moisture from penetrating the door.
3. Allow any finish to flow onto the glass area at least 1/16 inch.
4. Storm door may be required to completely eliminate moisture problems. If storm door is used, it must be ventilated to eliminate heat build-up.

Maintenance

Your Rogue Valley Door will need some periodic maintenance to help insure that it has adequate protection against the elements. This regular maintenance is required for the warranty that is provided with every Rogue Valley Door. Some of the following signs are indicators that it is time to re-finish your Rogue Valley Door: chalkiness in finish, flaking of finish, hairline cracks in the finish, and changes in the color of the finish.

Interior Door Finishing Guide

Caution: *If during the finish process you are having some issues with your door, stop finishing immediately and contact the company from where you purchased the doors.*

Stain & Clear Finish

A solvent-borne system is recommended for interior door applications, and may be that of a lacquer-base.

1. Depending on the type of stain being applied, the door may need to be prepped with a wood conditioner or sanding sealer prior to applying stain. Verify with the stain and top coat manufacturer's instructions.
2. Doors should be sealed with at least two coats of a good quality exterior solvent-borne or water-borne clear finish.
3. Sand lightly between top coats, making sure that all surfaces and edges are covered every time a coat is applied. Clean door of dust before applying the next coat.
4. You can make sure all coatings in the finish system are compatible by using products from the same manufacturer. Finish manufacturers will be able to tell you which of their products may be successfully applied in combination with each other. Finishes should be applied in accordance with the manufacturer's instructions.

Paint Finish

Oil-base or latex resin-base primer and paints may be used on wood doors. Oil-base primer and paints offer more resistance to moisture penetration, and latex resin-base primer and paints will offer better durability and color retention.

1. Doors should be sealed with a good quality primer followed by at least two topcoats of either an oil-base or latex resin-base paint.
2. Sand lightly between coats, making sure that all surfaces and edges are covered every time a coat is applied. Clean door of dust before applying the next coat.
3. You can make sure all coatings in the finish system are compatible by using products from the same manufacturer. Finish manufacturers will be able to tell you which of their products may be successfully applied in combination with each other. Finishes should be applied in accordance with the manufacturer's instructions.

IMPORTANT: *We strongly urge you to read and follow the guidelines detailed above. Failure to follow the guidelines above will invalidate our Limited Warranty. It will be the discretion of Rogue Valley Door or its representative to approve or reject any claim due to poor handling, application, installation or finishing.*

Rogue Valley Door Warranty

Rogue Valley warranty information for your door

Limited Warranty

All stile and rail door products manufactured by Rogue Valley Door meet or exceed generally accepted industry standards. Rogue Valley Door warrants that at the time of shipment, each door is fabricated with good material and workmanship and is free of defects which would cause the door to be unfit for the ordinary recommended use. Specific warranty periods for doors, door components, and exclusions are as follows:

One Year Exterior Door and Fire Door Limited Warranty

For doors used in an exterior application or interior fire door application will be warranted for one year from the date of shipment from the factory. This warranty applies only to doors that have been properly handled, finished, and for exterior doors installed with a proper overhang in accordance with the Rogue Valley Door Handling, Finishing, and Installation Guidelines.

Ten Year Interior Door Limited Warranty

For doors used in an interior application will be warranted for ten years from the date of shipment from the factory. Interior application is defined as having a controlled interior climatic conditions on both sides of the door. The ten year warranty does not apply to fire rated doors, doors with Cielo panels, or doors used in commercial, hospitality, or multi-family applications, in which case the one year warranty will apply. The ten year warranty only applies to the original purchaser, and is non-transferable.

Five Year Rogue Premium Limited Warranty

For doors manufactured using the Rogue Premium construction methods using either 1/4" veneer or solid face laminated stiles and rails. This warranty applies only to doors that have been properly handled, finished, and for exterior doors installed with a proper overhang in accordance with the Rogue Valley Door Handling, Finishing, and Installation Guidelines. The five year warranty only applies to the original purchaser, and is non-transferable.

Five Year Insulated Glass Limited Warranty

Rogue Valley Door warrants that any of our Insulated glass units will not develop a visual obstruction between the two panes of glass caused by the failure of the seal. Rogue Valley Door liability to a seal failure will be to send out a replacement glass unit.

Warranty Exclusions

The following are not considered a defect in your Rogue Valley Door, and are not covered by this written warranty:

1. Failure to properly seal all six edges of the door. The door must be properly finished immediately after fitting and hanging.
2. Natural color or texture variations in the wood.
3. Expansion of bottom rail due to climate conditions is not considered a defect.
4. Damage caused from extreme heat build up where a storm door is being used.
5. Failure to perform routine homeowner's maintenance.
6. Damage from improper storage or handling of the doors.
7. Panel shrinkage is not considered a defect.
8. Failure to have adequate overhang, see page 175 for details.
9. For doors 3/0 x 7/0 or smaller, warp not exceeding 1/4" in the plane of the door. For doors larger than 3/0 x 7/0 warranty against warp does not apply. Warranty will apply for doors up to 3/6 x 8/0, warp not exceeding 3/8" in the plane of the door if properly installed with a three-point locking mechanism. Action on any claim for warp may be deferred for a period of up to 1 year, in order to permit conditioning and equalizing to humidity and temperature conditions.
10. Doors larger than 3/6 x 8/0 x 2-1/4 are not covered under this warranty.
11. Plank doors are not warranted against warp in any size.

Door Index

Catalog Page Listing of Door Patterns

Use this index to find your door.

| Door Pattern # | Page(s) | Door Pattern # | Page(s) | Door Pattern # | Page(s) | Door Pattern # | Page(s) |
|----------------|------------------|----------------|-------------------|----------------|-------------------|----------------|----------|
| 10 BF | 110 | 85 BF | 111 | 753 | 129 | 1702 | 130 |
| 20 BF | 110 | 85 | 108, 118 | 755 BF | 113 | 1703 | 130 |
| 20 | 43, 106 | 86 BF | 112 | 755 | 113 | 1704 | 130 |
| 20 V | 72, 99 | 86 | 107, 119 | 782 S | 129 | 1705 BF | 113 |
| 20 VA | 72, 99 | 88 BF | 113 | 782 | 129 | 1705 | 130 |
| 21 | 95 | 88 G | 37, 85, 103 | 831 | 78 | 1708 | 130 |
| 21-G | 95 | 88 | 107 | 832 | 78, 117 | 1797 | 130 |
| 22 | 95 | 91 BF | 112 | 832 D | 124 | 1798 | 130 |
| 22-G | 95 | 91 | 108, 118 | 841 | 78 | 2002 | 107 |
| 26 | 94 | 92 A | 43 | 842 D | 125 | 2003 | 107 |
| 26-G | 94 | 92 BF | 112 | 842 | 78 | 2005 | 81 |
| 26-AS | 94 | 92 | 108, 119 | 843 D | 124 | 2009 | 109 |
| 26-ASG | 94 | 93 BF | 112 | 843 | 78 | 2020 | 80 |
| 28 | 95 | 93 | 109, 119 | 853D | 125 | 2031 | 79 |
| 28-G | 95 | 94 BF | 112 | 853 | 78 | 2035 D | 124 |
| 28-AS | 95 | 94 | 109, 119 | 863 | 79 | 2035 | 79 |
| 28-ASG | 95 | 95 BF | 112 | 872 | 79 | 2039 | 79 |
| 30 BF | 110 | 95 | 109, 119 | 918 | 77 | 2045 | 107 |
| 30 G | 37, 85, 102, 113 | 96 BF | 112 | 944 D | 124 | 2060 | 101 |
| 30 V | 72, 99 | 96 | 109, 119 | 944 | 78 | 2132 | 37, 80 |
| 30 VA | 72, 99 | 117 | 76 | 982 D | 125 | 2134 | 79 |
| 30 | 39, 106 | 118 | 77 | 982 | 76, 117 | 2570 | 85 |
| 32 | 95 | 144 D | 125 | 1120 | 115 | 2582 | 108, 119 |
| 32-G | 95 | 144 | 45, 77 | 1144 | 115 | 2614 | 81 |
| 33 BF | 110 | 182 D | 124 | 1181 | 115 | 2631 | 130 |
| 33 | 106 | 182 | 76, 118 | 1182 | 115 | 2662 | 130 |
| 40 BF | 110 | 318 | 77, 117 | 1220 | 115 | 2943 | 79, 118 |
| 40 | 108, 118 | 344 D | 125 | 1244 | 115 | 3701 W | 131 |
| 42 | 95 | 344 | 77 | 1281 | 115 | 3701 | 131 |
| 42-G | 95 | 382 D | 125 | 1282 | 115 | 3705 W | 131 |
| 44 BF | 110 | 382 | 76 | 1501 CAD | 37 | 3705 | 131 |
| 44 Clip Door | 47 | 401 | 83 | 1501 R | 103 | 3710 C | 131 |
| 44 G | 85, 103 | 410 | 83 | 1501 RD | 103 | 4002 | 88 |
| 44 | 107, 118 | 412 V | 73 | 1501 | 37, 45, 83, 100 | 4003 | 87 |
| 45 BF | 110 | 412 VA | 73 | | 105, 117, 123 | 4009 | 87 |
| 45 | 107, 119 | 412 VAD | 47 | 1502 L | 41 | 4010 G | 37, 85 |
| 54 BF | 110 | 412 | 83 | 1502 | 85, 102, 123 | 4010 | 87 |
| 54 | 118 | 418 | 77 | 1503 | 83, 100 | 4020 1 Panel | 43, 87 |
| 55 BF | 111 | 444 D | 125 | 1505 | 83, 100, 117 | 4020 | 80 |
| 55 G | 85, 103, 123 | 444 | 77 | 1508 | 83, 100, 117, 123 | 4020-V | 72 |
| 55 | 106 | 482 D | 124 | 1509 | 83, 101, 117 | 4020-VA | 72 |
| 64 BF | 111 | 482 | 76 | 1510 | 83, 101, 117 | 4021 | 64 |
| 64 | 108 | 501 | 83, 102, 105, 123 | 1515 | 83, 101, 117 | 4021-G | 64 |
| 66 BF | 111 | 510 | 83, 102, 117 | 1517 R | 103 | 4022 | 65 |
| 66 G | 85, 103 | 512 VAD | 47 | 1517 RD | 103 | 4022-G | 65 |
| 66 | 107 | 512 | 83, 102 | 1531 | 84, 101 | 4026 | 62 |
| 67 BF | 111 | 618 | 77 | 1532 | 84, 101, 117 | 4026-G | 62 |
| 67 | 108 | 644 A | 117 | 1533 | 37, 85, 102 | 4026-AS | 62 |
| 77 | 94 | 644 D | 124 | 1541 | 84, 101 | 4026-ASG | 62 |
| 77-G | 94 | 644 | 78 | 1542 | 84, 101 | 4028 | 63 |
| 82 A | 43, 106 | 682 D | 125 | 1543 | 84, 101 | 4028-G | 63 |
| 82 A BF | 111 | 682 | 76 | 1553 | 84, 101 | 4028-AS | 63 |
| 82 BF | 111 | 703 BF | 113 | 1563 | 37, 85, 101 | 4028-ASG | 64 |
| 82 D | 124 | 703 | 113 | 1572 | 85, 101 | 4030 G | 37, 85 |
| 82 L | 41 | 730 BF | 113 | 1583 | 85, 101 | 4030 V | 72 |
| 82 RD | 47 | 730 | 113 | 1590 | 105 | 4030 VA | 72 |
| 82 V | 72, 99 | 732 BF | 113 | 1591 | 45, 105 | 4030 | 39, 87 |
| 82 VA | 72, 99 | 732 | 113 | 1592 | 45, 105 | 4031 | 79 |
| 82 | 106, 118 | 733 BF | 113 | 1597 | 83, 102 | 4032 | 65 |
| 83 BF | 111 | 733 | 113 | 1598 | 83, 102 | 4032-G | 65 |
| 83 | 109 | 753 S | 129 | 1701 | 130 | 4033 | 89 |

Door Index (Continued)

| Door Pattern # | Page(s) | Door Pattern # | Page(s) | Door Pattern # | Page(s) | Door Pattern # | Page(s) |
|----------------|------------|------------------|---------|------------------|---------|----------------|---------|
| 4035 D | 124 | 4502 | 85 | 4797 | 130 | 7005 A | 71 |
| 4035 | 79 | 4503 | 83 | 4798 | 130 | 7006 A | 71 |
| 4040 | 89 | 4505 | 83 | 4832 D | 124 | 7007 | 71 |
| 4042 | 65 | 4508 | 83 | 4832 | 78 | 7008 | 71 |
| 4042-G | 65 | 4509 | 83 | 4841 | 78 | 7026 | 65 |
| 4044 Clip Door | 47 | 4510 | 83 | 4842 D | 125 | 7050 | 54 |
| 4044 G | 85 | 4515 | 83 | 4842 | 78 | 7070 | 53 |
| 4044 | 87 | 4520 | 58 | 4843 D | 124 | 7071 | 57 |
| 4045 | 88 | 4531 | 84 | 4843 | 78 | 7072 | 57 |
| 4046 | 87 | 4532 | 84 | 4853 D | 125 | 7077 | 55 |
| 4047 | 56 | 4533 | 37, 85 | 4853 | 78 | 7078 | 55 |
| 4050 | 54 | 4541 | 84 | 4863 | 79 | 7100 | 63 |
| 4055 G | 85 | 4542 | 84 | 4872 | 79 | 7126 | 65 |
| 4055 | 87 | 4543 | 84 | 4901 C Side Lite | 61 | 7300 | 63 |
| 4056 | 76 | 4544 | 57 | 4902 Side Lite | 57 | 7300-S | 63 |
| 4060 C | 88 | 4546 | 57 | 4910 | 65, 81 | 7583 G | 41 |
| 4060 | 53 | 4553 | 84 | 4910-G | 65 | 7583 | 41 |
| 4064 | 88 | 4563 | 37, 85 | 4912 | 61 | 7750 Side Lite | 53, 54 |
| 4067 | 88 | 4570 | 79 | 4917 | 61 | 7771 Side Lite | 57 |
| 4070 | 53 | 4571 | 79 | 4918 | 77 | 7777 Side Lite | 55 |
| 4077 | 63 | 4572 | 85 | 4932 | 57 | S-080 | 126 |
| 4077-G | 63 | 4581 | 85 | 4933 | 60 | S-082 | 128 |
| 4080 | 55 | 4582 | 88 | 4936 | 61 | S-084 | 126 |
| 4082 A | 43, 71, 87 | 4583 | 85 | 4943 | 79 | S-086 | 126 |
| 4082 D | 124 | 4597 | 83 | 4944 D | 124 | S-088 | 127 |
| 4082 L | 41 | 4598 | 83 | 4944 | 78 | S-090 | 127 |
| 4082 RD | 47 | 4612 | 75 | 4953 A | 56 | S-092 | 127 |
| 4082 V | 72 | 4614 | 81 | 4953 | 56 | S-094 CAD | 127 |
| 4082 VA | 72 | 4618 | 77 | 4961 V | 58 | S-094 | 127 |
| 4082 | 29, 87 | 4619 | 80 | 4961 V Side Lite | 58 | S-096 | 128 |
| 4083 | 87 | 4620 | 58 | 4961 VA | 58 | S-098 | 128 |
| 4085 | 88 | 4623 RD | 47 | 4962 A | 59, 60 | S-100 | 126 |
| 4086 | 88 | 4623 | 56 | 4962 Side Lite | 59, 60 | S-102 AD | 126 |
| 4091 | 89 | 4631 Side Lite | 130 | 4962 | 59, 60 | S-102 | 126 |
| 4092 A | 43 | 4631 V | 73 | 4963 A | 59 | S-104 | 127 |
| 4092 | 89 | 4631 V Side Lite | 73 | 4963 AD | 47 | | |
| 4093 | 89 | 4631 VA | 73 | 4963 | 59 | | |
| 4094 | 89 | 4631 | 75 | 4982 D | 125 | | |
| 4095 | 89 | 4632 A | 75 | 4982 V | 73 | | |
| 4096 | 89 | 4632 | 75 | 4982 VA | 73 | | |
| 4101 | 56 | 4633 | 75 | 4982 | 76 | | |
| 4108 | 75 | 4642 | 75 | 5001 SG | 66, 96 | | |
| 4117 | 77 | 4644 D | 124 | 5001 | 66 | | |
| 4118 | 77 | 4644 | 78 | 5010 SG | 66, 96 | | |
| 4120 | 58 | 4654 | 64 | 5010 | 66 | | |
| 4130 G | 85 | 4661 A | 75 | 5020 A ARP | 67, 97 | | |
| 4130 | 87 | 4661 V | 73 | 5020 A PRP | 68, 96 | | |
| 4132 | 37, 80 | 4661 V Side Lite | 73 | 5020 ARP | 67, 97 | | |
| 4134 | 80 | 4661 VA | 73 | 5020 PRP | 68, 96 | | |
| 4144 D | 125 | 4662 A | 75 | 5030 A ARP | 67, 97 | | |
| 4144 | 77 | 4662 Side Lite | 130 | 5030 A PRP | 68, 97 | | |
| 4182 D | 124 | 4662 | 75 | 5030 AD ARP | 47 | | |
| 4182 | 76 | 4663 | 75 | 5030 ARP | 67, 97 | | |
| 4318 | 77 | 4664 V | 73 | 5030 PRP | 68, 97 | | |
| 4344 D | 125 | 4667 | 76 | 5082 A ARP | 69, 96 | | |
| 4344 | 77 | 4682 D | 125 | 5082 A PRP | 67, 97 | | |
| 4362 | 59 | 4682 | 76 | 5082 ARP | 67, 97 | | |
| 4382 D | 125 | 4697 | 75 | 5082 PRP | 69, 96 | | |
| 4382 | 76 | 4701 | 130 | 5506 ARP | 66 | | |
| 4400 | 65 | 4702 | 130 | 5506 PRP | 68 | | |
| 4400-G | 65 | 4703 C | 130 | 5508 ARP | 66 | | |
| 4414 | 54 | 4703 V Side Lite | 73 | 5508 PRP | 68 | | |
| 4418 | 77 | 4703 | 130 | 5661 A ARP | 67 | | |
| 4444 D | 125 | 4704 V Side Lite | 73 | 5661 A PRP | 68 | | |
| 4444 | 77 | 4704 | 130 | 5661 ARP | 67 | | |
| 4462 Side Lite | 59 | 4705 | 130 | 5661 PRP | 68 | | |
| 4462 | 59 | 4708 | 130 | 6701 W | 131 | | |
| 4482 D | 124 | 4744 Side Lite | 57 | 6701 | 131 | | |
| 4482 | 76 | 4746 Side Lite | 57 | 6705 W | 131 | | |
| 4501 CAD | 37 | 4750 Side Lite | 53, 54 | 6705 | 131 | | |
| 4501 | 83 | 4751 Side Lite | 58 | 6710 C | 131 | | |
| 4502 L | 41 | 4780 Side Lite | 55 | 7004 | 71 | | |



Door 4912, Side Lite 4901-C,
all shown in White Oak with
Traditions Glass
See page 61