



Colonial



Victorian



European



Modern



Get Inspired:
Choosing Entry
Doors by Design



Craftsman



Traditional



Coastal



Southwest



The door says a lot about a home. Let us help you find inspiration.

You only have one chance to make a FIRST IMPRESSION.

We all know what's inside a home counts. On-trend interiors matter. But the exterior is just as important. The power of CURB APPEAL captures attention. And it starts with a stylish front entry door from Therma-Tru.

Choose a door that brings out the best of your home's style.

Home Styles

- Colonial 10-11
- Victorian 12-13
- European 14-15
- Craftsman..... 16-17
- Southwest 18-19
- Coastal 20-21
- Traditional 22-23
- Modern 24-25

Classic-Craft American Style Collection,
Geometric Glass with SDLs, Door – CCA2300XG, Sidelites – CCA2400XGSL,
Finish – Shale



What a difference a door makes.



A stylish new Therma-Tru® entry door can increase your home's perceived value by 4.2% or \$18,750 on average.*

— National Home Valuation Study



A new entry door can pay for itself – and then some – giving you and your customers more bang for your buck.

What if you could:

- Improve the first impression of your home?
- Potentially increase prospective buyers?
- Potentially increase the perceived value of your home?



Find more inspiration.

Visit thermatru.com/curbappeal.



You can do just that by enhancing curb appeal with a stylish new Therma-Tru door.



90%

90% of homebuyers will look at photos of homes on the internet, making CURB APPEAL a show stopper.¹



Homeowners who choose a stylish new Therma-Tru entry door can see more than 2 times the return on their investment.*²



10 SEC.

Potential homebuyers will form an OPINION about a home's VALUE within 10 seconds of seeing it in person.¹



\$18,750

A smart investment, a new Therma-Tru entry door can INCREASE your home's perceived VALUE by 4.2% or \$18,750 on average.*²

¹www.about.com ²www.thermatru.com

*Based on a nationwide survey conducted on behalf of Therma-Tru. For more details, visit www.thermatru.com/curbappeal.

**Not based on actual home sales. Not a guarantee of investment returns, increase in value or selling price. Based on a nationwide survey of consumers' estimates of perceived home value based on exterior appearance. Results may vary based on region and home style. Therma-Tru's "National Home Valuation Study" was commissioned by Therma-Tru in 2015 and conducted by TNS, and independent provider of Internet-based research.

Discover casual elegance with

Modern Prairie




FRESH

DRAMATIC

LIVABLE

Modern Prairie homes blend Craftsman and Contemporary design for a look that's clean and refined.



Modern Craftsman



WELCOMING

RELAXED

ARTISAN

The Modern Craftsman offers a spacious and inviting look updated with masculine details, including deeper hues and handcrafted wood accents.



the latest home design trends.

High Fashion Farmhouse



CLEAN
SIMPLE
LUXE

The High Fashion Farmhouse offers an evolved, sophisticated spin on Farmhouse-style homes that's practical, functional and elegant.



Colonial Ranch



CHARMING
TAILORED
REINVENTED

A casual, more relaxed version of the Classic Colonial, the Colonial Ranch style adds a fresh twist to traditional details.



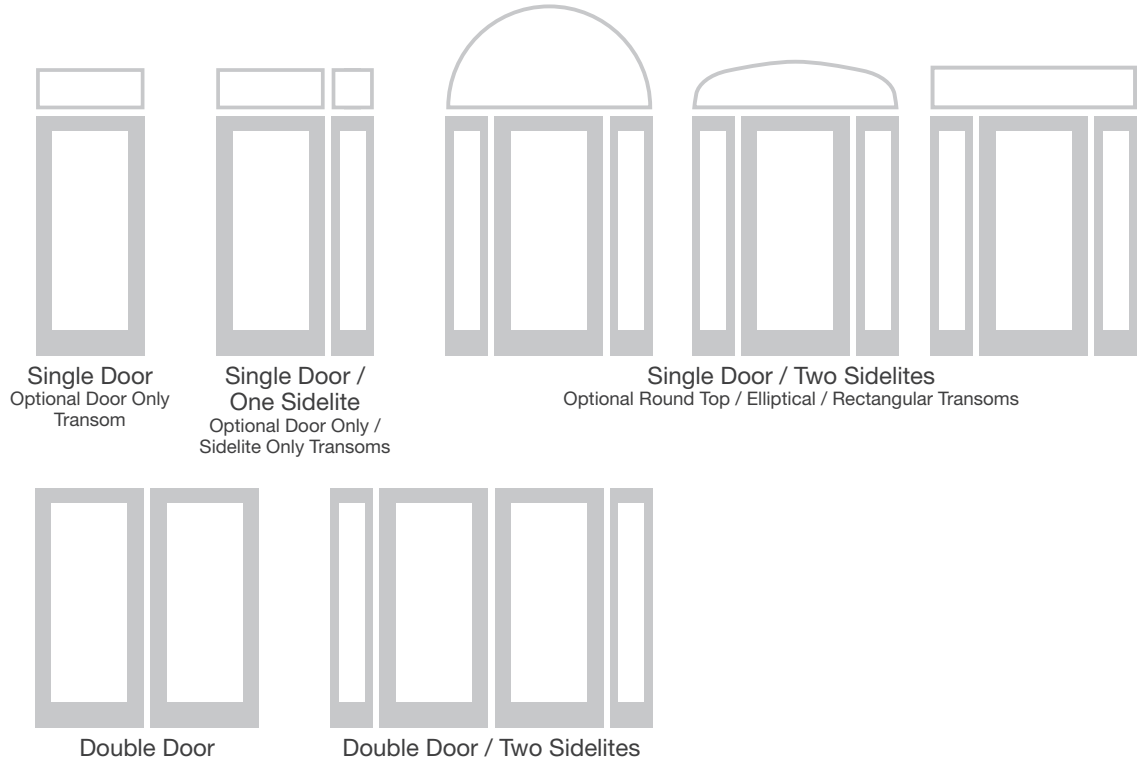
Design your entryway

Choose the CONFIGURATION.

Create a focal point.

Let in more light. Fill a unique opening.

A creative configuration can help you achieve almost any purpose.



Choose the SIZE.

Take advantage of high ceilings and open floor plans. Or make the most of small spaces. Find select entry doors in 2'0" to 3'6" widths and 6'6" to 8'0" heights.

	Widths	Heights
Classic-Craft.	2'8"-3'6"	6'8" 8'0"
Fiber-Classic.	2'0"-3'0"	6'6" 6'8" 7'0" 8'0"
Smooth-Star.	2'0"-3'6"	6'6" 6'8" 7'0" 8'0"
Pulse.	2'6"-3'6"	6'8" 8'0"



Complete the Continuum

and make it your style.

Choose the SURFACE.

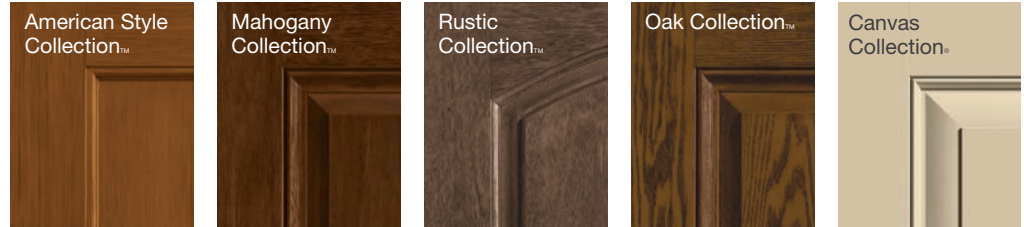
Stain it. Paint it. Color and texture add character to a home. Create the look you want with realistic wood grains or smooth, paintable surfaces in our fiberglass door collections.



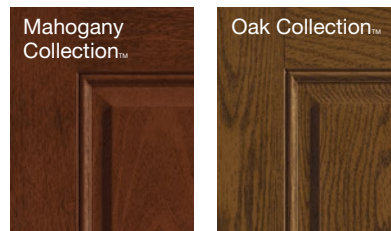
Both Classic-Craft and Fiber-Classic are rated a *Consumers Digest* Best Buy in the fiberglass entry doors category.



Classic-Craft® Collections



Fiber-Classic® Collections



Smooth-Star®



Pulse®



Note: Many smooth fiberglass door styles are also available in comparable steel door styles. See your Therma-Tru seller or visit www.thermatru.com for details on limited warranties and exclusions, and ENERGY STAR qualified products.

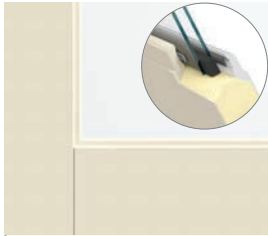
Choose the DESIGN.

Select an opaque door, or add decorative, privacy and textured, or clear glass. A wide variety of glass textures, shapes and coming options lets you add stylish detail to your door while balancing the amount of privacy and natural light you prefer.



Choose the OPTIONS.

You have opportunities. We have solutions. These are just a few options to help you meet specific needs and add value to home projects.



Solution:

Enliten™ Flush-Glazed Designs

Opportunity:

Create a clean look with a wider daylight opening.

Available in:

- Classic-Craft.
- Fiber-Classic.
- Smooth-Star.

Solution:

Divided Lites

Opportunity:

Coordinate with your home's window patterns.

Available in:

- Classic-Craft.
- Fiber-Classic.
- Smooth-Star.

Solution:

Flat Profile Lite Frame

Opportunity:

Make a bold statement with modern appeal.

Pair with Pulse doors in select glass designs.

Solution:

Accessories

Opportunity:

Add dentil shelves, clavos and straps for architectural appeal.

Pair with select Classic-Craft®, Fiber-Classic® and Smooth-Star® door styles.

Solution:

Vented Sidelites

Opportunity:

Add ventilation and fresh air with removable screens.

Available in:


- Fiber-Classic.
- Smooth-Star.

Choose the FINISH.

Bring out the beauty of your Therma-Tru® door with stain or paint.

PrismaGuard™ Stain

PrismaGuard finish features a nature-inspired color palette of premium stains with rich tones that add dimension. Handcrafted and professionally applied in a controlled environment, PrismaGuard stain offers enhanced durability to protect from everyday wear and tear and is backed by a 10-year limited finish warranty for lasting beauty and peace of mind.



Paint

Express your style with color.

Add color to your door, inside and out, from subtle shades and muted tones to bold and vibrant eye-catching hues.



Choose the DOOR SURROUND and TRIM.

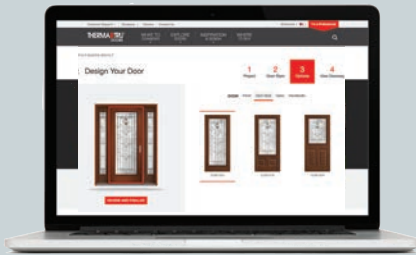


Add a beautiful, finished look to any entryway with new Therma-Tru® door surrounds. Part of Therma-Tru's complete door system, door surrounds help tie the front entryway in with the rest of the home's architectural details, creating a cohesive look with enhanced curb appeal.



Visualization Tools

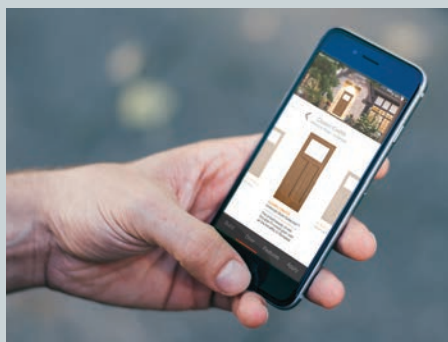
Design Your Door



Homeowners can research and design a door with their own personal touch – all from the convenience of home. To get started, visit thermatru.com/design-your-door.

DoorWays™ App

The power to create the perfect entrance is at your fingertips – it's easier than ever to design and visualize entrances at thermatru.com/doorways.



Using this Guide

For simplicity, all examples shown are 3'0" x 6'8" single doors. More sizes and configurations are available. As are different surfaces, glass designs and other options. See the Full-Line Catalog or thermatru.com.



Classic-Craft Rustic Collection Door – CCR8222; Low-E Glass, Sidelites – CCR8000SL

Top Left: Classic-Craft Canvas Collection, Homeward Glass, Door – CCV89922, Door Surround – TDS-CCCFLT

Apple and the Apple logo are trademarks of Apple Inc., registered in the U.S. and other countries. App Store is a service mark of Apple Inc. Android, Google Play and the Google Play logo are trademarks of Google, Inc.

Colonial

Preserves the classic style of homes from America's history. Known for its refined design and symmetry.

- Attic Dormers
- Multi-Pane Windows
- Balanced Windows & Shutters
- Entry with Columns



Georgian




New England Row House



Dutch Colonial



Federal



\$\$\$


\$



CC107 / Classic-Craft Oak with Provincial Glass



CCA2380XE / Classic-Craft American Style with Satin Etch Glass and SDLs



CCM612 / Classic-Craft Mahogany with Lucerna Glass



CCM203 / Classic-Craft Mahogany with Longford Glass



CC96 / Classic-Craft Oak with Cambridge Glass




FC770 / Fiber-Classic Oak with Blackstone Glass




FCM45 / Fiber-Classic Mahogany with Crystalline Glass



FCM148 / Fiber-Classic Mahogany with Kensington Glass



FCM912 / Fiber-Classic Mahogany with Concorde Glass



S6091 / Smooth-Star with Wellesley Glass



S2250 / Smooth-Star with Clear Glass and SDLs



CC60 / Classic-Craft Oak



S6560 / Smooth-Star with Pembridge Glass



FCM60 / Fiber-Classic Mahogany




S255 / Smooth-Star with Clear Glass and FXGs

\$

Patio Doors

Utility Doors

House-to-Garage Doors



CCA2400



S108



CC49



S262



FC62



FMF31



FCF808




SSF160

Victorian

Reflects the style of this grand period with elaborate detail. Marked by its asymmetry and textured exteriors.

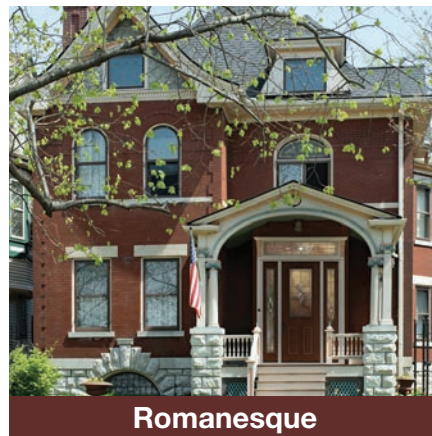
- Towers & Turrets
- Steep, Multi-Faceted Rooflines
- Bay Windows & Porches
- Ornate Trim



Modern Victorian




Queen Anne



Romanesque



Gothic Revival



\$\$\$

\$



CCM209 / Classic-Craft Mahogany with Arcadia Glass



CCM10022 / Classic-Craft Mahogany with Lucerna Glass



CCV22023 / Classic-Craft Canvas with Longford Glass




CC48XE / Classic-Craft Oak with Satin Etch Glass



CC76 / Classic-Craft Oak with Cambridge Glass



CC17 / Classic-Craft Oak with Provincial Glass




FCM761 / Fiber-Classic Mahogany with Avonlea Glass




S155 / Smooth-Star with Wellesley Glass



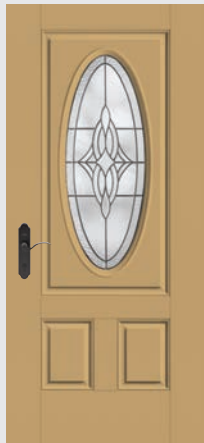
CCR200A / Classic-Craft Rustic



FC914 / Fiber-Classic Oak with Concorde Glass




S163 / Smooth-Star with Kensington Glass



S6082 / Smooth-Star with Wellesley Glass



S994 / Smooth-Star with Frosted Images Glass



FC789 / Fiber-Classic Oak with Clear Glass



S755 / Smooth-Star

\$

Colonial

Victorian

European

Craftsman

Southwest

Coastal

Traditional

Modern

Patio Doors

Utility Doors

House-to-Garage Doors



CCM100



S130



CCM600XE



FCM62



S132



CCMF701



FCF134



SSF93

European

Inspired by the provincial style of countryside estates. Features rich details on brick, stone and stucco exteriors.

- Multi-Peaked Rooflines
- Shingles or Clay Roof Tiles
- Romantic Decoration
- Arched Windows & Entryways



Tudor




Tuscan



French Country



Italianate Villa



\$\$\$

\$



CCM109 / Classic-Craft Oak with Arcadia Glass



CCR1528 / Classic-Craft Rustic with Borrassa Glass



CCA2380XN / Classic-Craft American Style with Granite Glass and SDLs



CCM05028 / Classic-Craft Canvas with Provincial Glass



CCM22027 / Classic-Craft Canvas with Augustine Glass




CCM302 / Classic-Craft Mahogany with Lucerna Glass



CCA1166 / Classic-Craft American Style with Door Divider Bars



CCR100R / Classic-Craft Rustic



FCM6500 / Fiber-Classic Mahogany with Pembridge Glass



FC529 / Fiber-Classic Oak with Riserva Glass



S6009 / Smooth-Star with Salinas Glass



CCR200A / Classic-Craft Rustic



FCM205 / Fiber-Classic Mahogany



S2104 / Smooth-Star with Clear Glass and SDLs




S200 / Smooth-Star

\$

Patio Doors

Utility Doors

House-to-Garage Doors



2000



S2600



CCM600XE



FC1350



S2104



CCRF200



CCMV220



FMF31

Colonial
Victorian
European
Craftsman
Southwest
Coastal
Traditional
Modern

Craftsman


Exemplifies the craft of building by hand.

Emphasized by the use of natural wood, stone and brick materials.

- Low-Pitched, Gabled Roofs
- Decorative Brackets
- Wide Front Porches
- Tapered or Square Columns



Prairie



Bungalow



Arts & Crafts



Four Square



\$\$\$

\$



CCM9925 / Classic-Craft Mahogany with Homeward Glass



CCR1414 / Classic-Craft Rustic with Arborwatch Glass



CCA222 / Classic-Craft American Style with Villager Glass and SDLs



FC691 / Fiber-Classic Oak with Clear Glass and SDLs



CCA211 / Classic-Craft American Style with Homeward Glass



CCA2350 / Classic-Craft American Style with Clear Glass and SDLs



CCV940XN / Classic-Craft Canvas with Granite Glass and SDLs



CCA260 / Classic-Craft American Style with Low-E Glass and SDLs



FCM900 / Fiber-Classic Mahogany with Maple Park Glass



S91 / Smooth-Star with Sedona Glass




FCM609 / Fiber-Classic Mahogany with Maple Park Glass



S2650 / Smooth-Star with Sedona Glass



S6029 / Smooth-Star with Saratoga Glass



S606 / Smooth-Star with Low-E Glass and SDLs



S4816 / Smooth-Star with Low-E Glass and SDLs

\$

Patio Doors

Utility Doors

House-to-Garage Doors



S2600

S198



FCM601XN

S1405

S4800



FMF600

SSF4800


SSF220

Colonial
Victorian
European
Craftsman
Southwest
Coastal
Traditional
Modern

Southwest

Includes breezy spaces
practical for warm climates.
Feels exotic with stucco
exteriors and stone accents.

- Low-Pitched Rooflines
- Terracotta Roof Tiles
- Arch Motifs & Rustic Details
- Taller, Wider Doors




\$\$\$

\$



CCR30027 / Classic-Craft Rustic with Augustine Glass




CC1418 / Classic-Craft Oak with Arborwatch Glass



CCR20537 / Classic-Craft Rustic with Augustine Glass



CCV1519 / Classic-Craft Canvas with Borrassa Glass



CCV1415 / Classic-Craft Canvas with Arborwatch Glass



FCM113 / Fiber-Classic Mahogany with Salinas Glass



FCM574 / Fiber-Classic Mahogany with Riserva Glass



S91 / Smooth-Star with Sedona Glass



FC114 / Fiber-Classic Oak with Salinas Glass



CCR040R / Classic-Craft Rustic




CCR205 / Classic-Craft Rustic



S205 / Smooth-Star



CCV220 / Classic-Craft Canvas



S6012 / Smooth-Star with Salinas Glass



FCM220 / Fiber-Classic Mahogany

\$

Patio Doors

Utility Doors

House-to-Garage Doors



CC90

S2600



FCM6021XJ

S6055

FC62



CCRF205

SSF205

SSF11

Colonial
Victorian
European
Craftsman
Southwest
Coastal
Traditional
Modern

Coastal

Mixes traditional details and clean lines for casual elegance. Blends indoor and outdoor living with great views.

- Multi-Peaked, Gabled Roofs
- Impressive Windows
- Many Patio Doors
- Wraparound Decks or Porches

Note: See the Full-Line Catalog or www.thermatru.com for our Impact-rated product offering designed to meet codes and regulations in coastal regions, including parts of Florida, Texas and the Carolinas.



Island




Low Country



Cottage



Tidewater



\$\$\$

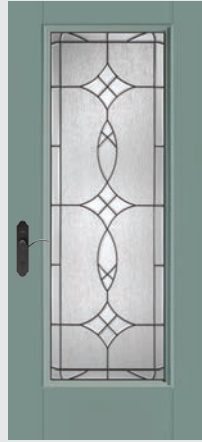
\$



CCV9925 / Classic-Craft Canvas with Homeward Glass



CCV1418 / Classic-Craft Canvas with Arborwatch Glass



S6002 / Smooth-Star with Blackstone Glass



FCM905 / Fiber-Classic Mahogany with Saratoga Glass



CC92 / Classic-Craft Oak with Low-E Glass and RGs



CCA230 / Classic-Craft American Style with Low-E Glass and SDLs



S6103 / Smooth-Star with Maple Park Glass



FC1207 / Fiber-Classic Oak with Clear Glass and SDLs



CCV220 / Classic-Craft Canvas



S5700 / Smooth-Star with Clear Glass and SDLs



S5425 / Smooth-Star with Internal Blinds



S1350 / Smooth-Star with Clear Glass and SDLs



S601 / Smooth-Star with Low-E Glass



S1205 / Smooth-Star with Clear Glass and SDLs



S2104 / Smooth-Star with Clear Glass and SDLs

\$

Patio Doors

Utility Doors

House-to-Garage Doors



FC1205

S130



FC1350

CCM600XE

S2600



CCF91

FMF600

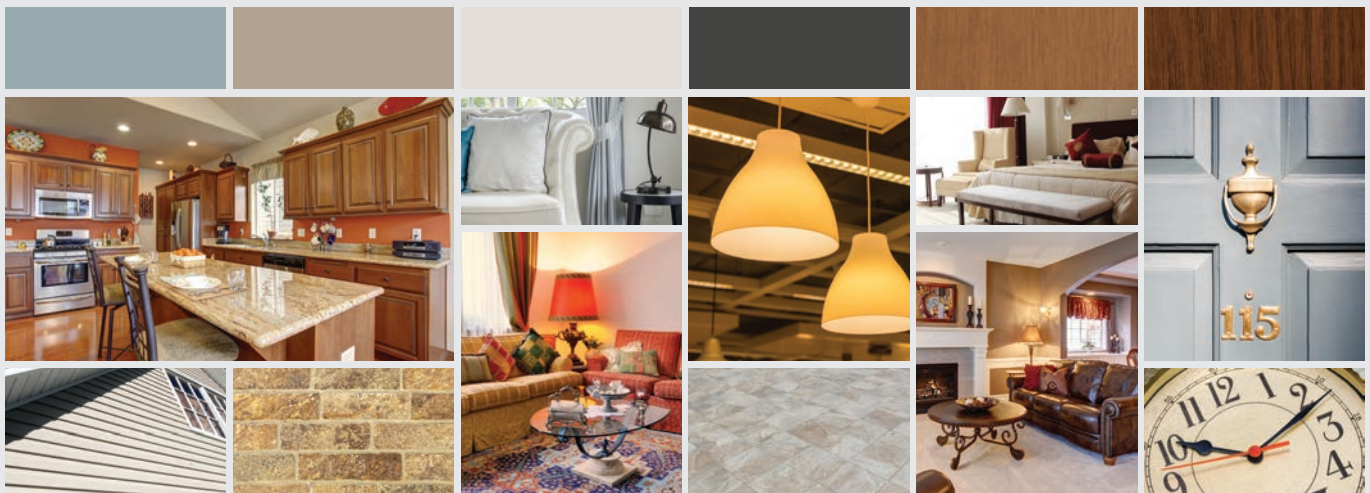
SSF220

Colonial
Victorian
European
Craftsman
Southwest
Coastal
Traditional
Modern

Traditional

Combines practicality with classic looks in almost any form. Represents elements from a variety of styles.

- Steep-Pitched Rooflines
- Multi-Pane Windows
- Modest Porches
- Simple Columns



\$\$\$

\$



CCM209 / Classic-Craft Mahogany with Arcadia Glass



CC107 / Classic-Craft Oak with Provincial Glass



CCM204 / Classic-Craft Mahogany with Lucerna Glass



CCA2370XN / Classic-Craft American Style with Granite Glass and SDLs



FC164 / Fiber-Classic Oak with Blackstone Glass



S981 / Smooth-Star with Crystalline Glass



CCA1166 / Classic-Craft American Style



CCV05012 / Classic-Craft Canvas with Low-E Glass and RGs



FC150 / Fiber-Classic Oak with Kensington Glass



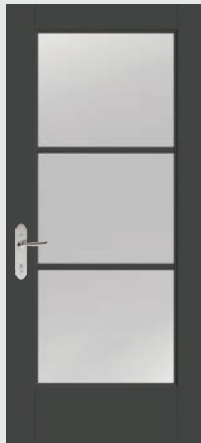
CCA4905 / Classic-Craft American Style with Door Divider Bars



S426 / Smooth-Star with Concorde Glass



S4814 / Smooth-Star with Low-E Glass and SDLs



S5705 / Smooth-Star with Low-E Glass and SDLs



S454 / Smooth-Star with Concorde Glass



S120 / Smooth-Star

\$

Colonial
Victorian
European
Craftsman
Southwest
Coastal
Traditional
Modern

Patio Doors

Utility Doors

House-to-Garage Doors



FCM141



S1205



S2600



FCM65



S243



FMF220



FCF160




SSF1100


Modern

Focuses on clean lines and asymmetrical exteriors. Fuses together industrial concrete, vinyl and glass materials.

- Flat or Shed Rooflines
- Geometric or Angular Shapes
- Expansive Windows
- Minimal Decoration



Urban




Shed



Mid-Century Modern



Contemporary



\$\$\$

\$



CCR9918 / Classic-Craft Rustic with Homeward Glass



CCA2310XG / Classic-Craft American Style with Geometric Glass



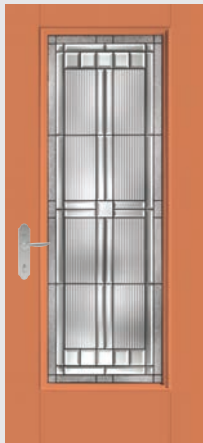
CCV1851 / Classic-Craft Canvas with Zaha Glass



FC691XE / Fiber-Classic Oak with Satin Etch Glass and SDLs




FC685LXE / Fiber-Classic Oak with Satin Etch Glass and SDLs



S154 / Smooth-Star with Saratoga Glass



FCM1652 / Fiber-Classic Mahogany with Axis Glass



S2AX / Pulse Ari Smooth with Axis Glass



FC4XN / Pulse Echo Oak with Granite Glass




FC5720 / Fiber-Classic Oak with Clear Glass and SDLs



S2000XC / Smooth-Star with Chord Glass



CCV050 / Classic-Craft Canvas



S8RXR / Pulse Echo Smooth with Chord Glass



S1LXG / Pulse Linea Smooth with Geometric Glass



S1100 / Smooth Star

\$

Patio Doors

Utility Doors

House-to-Garage Doors



2000



S5705



CCA2400XN



FC5720XE



S1XC



SSF1100



CCVF050



FMF100

Colonial
Victorian
European
Craftsman
Southwest
Coastal
Traditional
Modern

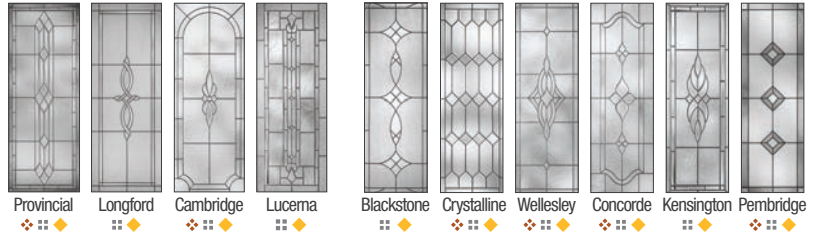


Colonial

Decorative Glass

Classic-Craft.

Fiber-Classic® & Smooth-Star.



Classic-Craft Oak Collection, Lucerna Glass, Door – CC922, Sidelites – CC3412SL




Victorian

Decorative Glass

Classic-Craft.

Fiber-Classic® & Smooth-Star.



Classic-Craft Canvas Collection, Arcadia Glass, Door – CCV05029, Sidelites – CCV109SL, Transom – CC620T




European

Decorative Glass

Classic-Craft.

Fiber-Classic® & Smooth-Star.



Classic-Craft Mahogany Collection, Lucerna Glass, Door – CCM302, Sidelites – CCM3302SL, Finish – Wildflower Honey




Craftsman

Decorative Glass

Classic-Craft.

Fiber-Classic® & Smooth-Star.



Classic-Craft American Style Collection, Homeward Glass, Door – CCA211, Sidelites – CCA3401SL, Transom – HWRT, Dentil Shelf

Georgian: Classic-Craft Rustic Collection, Provincial Glass, Doors – CCR804028
New England Row House: Fiber-Classic Oak Collection, Pembridge Glass, Doors – FC6560, Finish – Driftwood
Dutch Colonial: Classic-Craft Canvas Collection Door – CCV220
Federal: Classic-Craft Mahogany Collection, Longford Glass, Door – CCM203

Modern Victorian: Smooth-Star, Concorde Glass, Door – S735, Sidelites – S430SL
Queen Anne: Smooth-Star, Frosted Images Glass, Doors – S6081, Sidelite – S138SL
Romanesque: Fiber-Classic Mahogany Collection, Wellesley Glass, Door – FCM866, Sidelites – FCM874SL, Transom – 19730T
Gothic Revival: Classic-Craft Oak Collection, Provincial Glass, Door – CC17, Sidelites – CC1017SL; Low-E Glass, Transom – DLHRT, Finish – Timber

Tudor: Classic-Craft Rustic Collection, Lucerna Glass, Door – CCR820032, Finish – Raven
Tuscan: Classic-Craft Rustic Collection Door – CCR8220R
French Country: Classic-Craft Mahogany Collection, Lucerna Glass, Door – CCM898, Sidelites – CCM8102SL
Italianate Villa: Fiber-Classic Oak Collection, Salinas Glass, Door – 81955P, Sidelites – 81955PSL

Prairie: Smooth-Star, Clear Glass with SDLs, Door – S8691, Surround – TDS-FLTFLT
Bungalow: Classic-Craft Canvas Collection, Low-E Glass with SDLs, Door – CCV960, Sidelites – CCV9020SL, Transom – 19220T
Arts & Crafts: Classic-Craft American Style Collection, Arborwatch Glass with SDLs, Door – CCA9300
Four Square: Classic-Craft Rustic Collection, Homeward Glass, Door – CCR9918, Sidelites – CCR9925SL, Finish – Autumn Harvest

Mediterranean: Classic-Craft Mahogany Collection, Borrassa Glass, Doors – CCM81519
Spanish Colonial: Classic-Craft Canvas Collection, Augustine Glass, Door – CCV806027
Mission: Fiber-Classic Mahogany Collection, Sedona Glass, Door – FCM101, Sidelites – FCM816SL, Transom – 19055T
Pueblo: Classic-Craft Rustic Collection Door – CCR8205

Island: Smooth-Star, Blackstone Glass, Door – S85892, Sidelites – S85892SL
Low Country: Smooth-Star, Low-E Glass with GBGs, Door – S8310, Sidelites – S8310SL, Door Surround – TDS-CCCPLN
Cottage: Classic-Craft Canvas Collection, Homeward Glass, Door – CCV89922
Tidewater: Smooth-Star, Clear Glass, Door – S140, Sidelites – S601SL

New American: Classic-Craft Canvas Collection, Provincial Glass, Door – CCV10028, Sidelites – CCV108SL, Transom – CC420T
Hill Country: Classic-Craft Mahogany Collection, Chinchilla Glass, Door – CCM891XJ
Farmhouse: Smooth-Star Door – S120; Low-E Glass, Doors – S2000
American Vernacular: Fiber-Classic Oak Collection, Wellesley Glass, Door – FC125, Sidelites – FC104SL

Urban: Pulse Echo, Granite Glass with Scrolled Lite Frame, Door – S85XN, Sidelite – S85XNSL
Shed: Fiber-Classic Oak Collection, Satin Etch Glass, Door – FC85720XE, Sidelite – 81200PXESL, Finish – Barley, ©TheHouseDesigners.com
Mid-Century Modern: Smooth-Star, Geometric Glass, Door – S2000XG, Sidelite – S2000XGSL
Contemporary: Pulse Linea, Geometric Glass with Flat Lite Frame, Doors – FCM81RXG, FCM81LXG

Southwest

Decorative Glass

Classic-Craft.

Fiber-Classic® & Smooth-Star®




Classic-Craft Rustic Collection, Arborwatch Glass, Door – CCR81414

Coastal

Decorative Glass

Classic-Craft.

Fiber-Classic® & Smooth-Star®



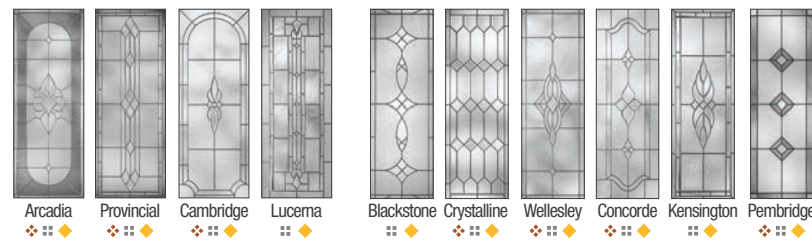
Fiber-Classic Mahogany Collection, Saratoga Glass, Door – FCM602, Sidelite – FCM815SL, Dentil Shelf

Traditional

Decorative Glass

Classic-Craft.

Fiber-Classic® & Smooth-Star®



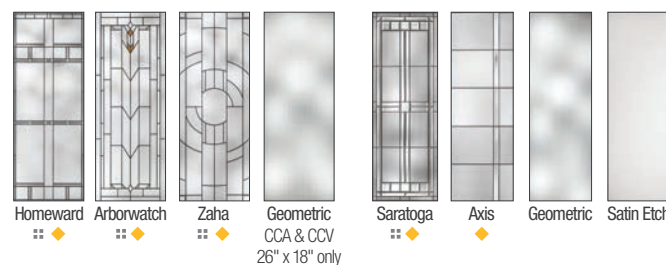
Smooth-Star, Wellesley Glass, Door – S6094, Sidelites – S5870SL

Modern

Decorative Glass

Classic-Craft.

Fiber-Classic® & Smooth-Star®



Classic-Craft Canvas Collection, Zaha Glass, Door – CCV1843

- Key**
- ◆ Brass Caming (1A)
 - ◆ Brushed Nickel Caming (1C)
 - ◆ Black Nickel Caming (1D)
 - ✗ Wrought Iron (1W)

Engineered to work together.



A Therma-Tru door with genuine Therma-Tru components is more than a beautiful door – it's a complete door system. Therma-Tru manufactures or specifies every aspect – from the glass to the hinges – all engineered with craftsman precision for durability and reliability through the years.

Learn more about our system components at thermatru.com/system-components.

Warranty



We can stand behind more parts and for longer than other door companies because we make or specify everything that goes into our door systems. A Therma-Tru fiberglass door system is backed by the industry's most comprehensive lifetime limited warranty.

Energy Efficiency




More than 80% of Therma-Tru doors and glass options – thousands of choices – are ENERGY STAR® qualified.



Quality

Tested for endurance. Go ahead and slam the door. We did – over and over – to make sure our doors, glass and components live up to your toughest expectations.

Learn more about our quality testing at thermatru.com/performance data.



THERMA-TRU
DOORS

thermatru.com
1-800-THERMA-TRU (843-7628)
1750 Indian Wood Circle
Maumee, OH 43537



Find Your Match

homestyles.thermatru.com

For More Tips & Tools:

thermatru.com/learn-plan/design-inspire/home-styles

Member
NAHB
NAHB Leading
Suppliers Council

Builder
BRAND LEADER 2018