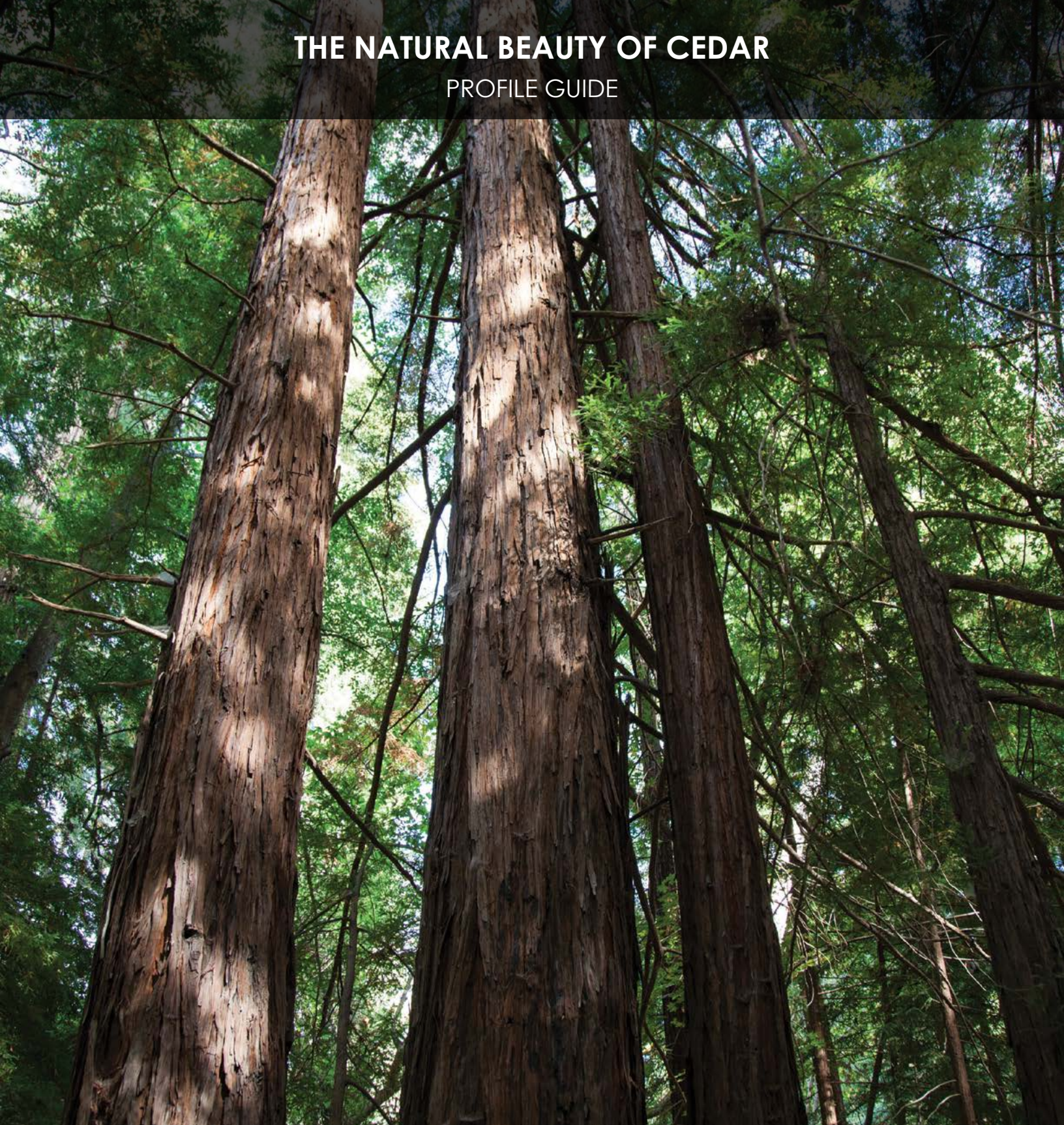




THE NATURAL BEAUTY OF CEDAR
PROFILE GUIDE

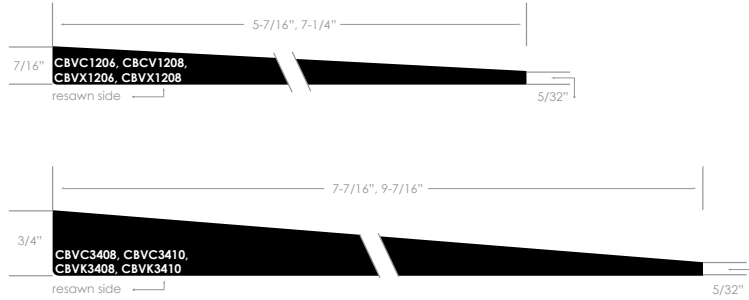


BEVEL | REVERSIBLE

- CBVC1206 1/2 x 6 VG
- CBVC1208 1/2 x 8 VG
- CBVC3408 3/4 x 8 VG
- CBVC3410 3/4 x 10 VG
- ◆ CBVA1206 1/2 x 4 MG
- ◆ CBVA1206 1/2 x 6 MG
- ◆ CBVA1208 1/2 x 8 MG
- ◆ CBVA3408 3/4 x 8 MG
- ◆ CBVA3410 3/4 x 10 MG

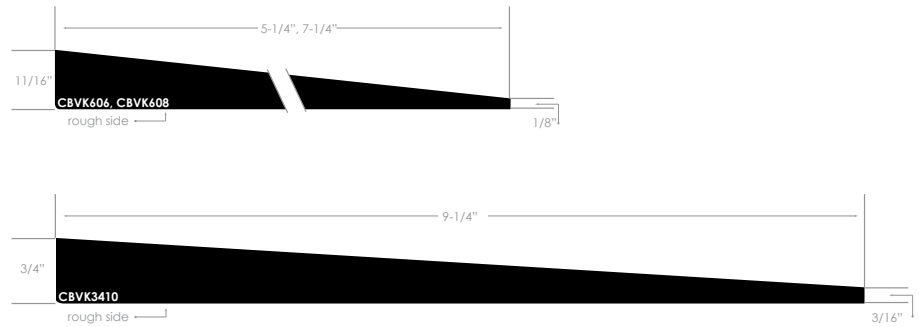
BEVEL | TEX FACE GRADED TO THE RESAWN FACE

- ◆ ○ CBVX1206 1/2 x 6
- CBVX1208 1/2 x 8
- CBVX3408 3/4 x 8
- CBVX3410 3/4 x 10



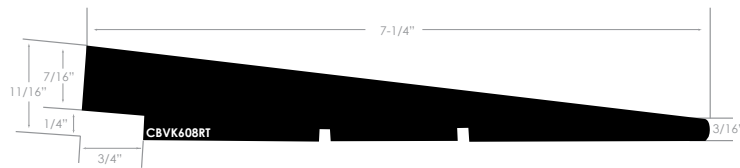
BEVEL | GRADED TO THE RESAWN FACE

- ◆ ○ CBVK606 11/16 x 6 STK
- ◆ ○ CBVK608 11/16 x 8 STK
- CBVK3410 3/4 x 10 STK
- ◆ CBVK3410 11/16 x 10 STK



BEVEL | RABBETED GRADED TO THE RESAWN FACE

- ◆ CBVK608RT 11/16 x 8 STK



CHANNEL GRADED TO THE RESAWN FACE

- ◆ ○ CCHK106K 1 x 6 STK
- ◆ ○ CCHK108K 1 x 8 STK
- ◆ ○ CCHK110K 1 x 10 STK



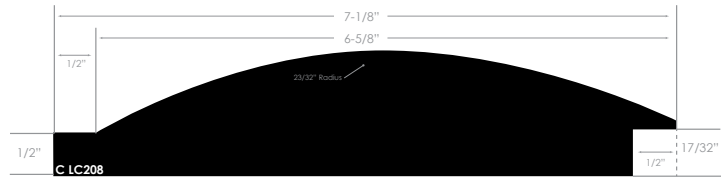
CHANNEL | COVE GRADED TO THE RESAWN FACE

- CCHK106P 1 x 6 STK
- CCHK108P 1 x 8 STK



LOG CABIN | KD | WESTERN INCENSE

- C LC208 2 x 8 STK
- ◆ P LC208 2 x 8 STK Pine



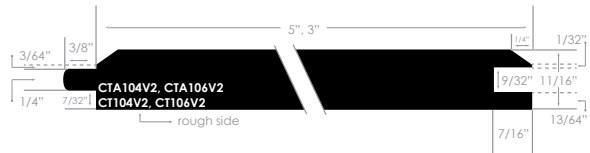
T&G V2E | A/BTR

6' and longer

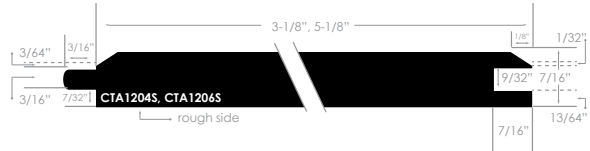
- ◆ ○ CTA104V2 1 x 4 CLR
- ◆ ○ CTA106V2 1 x 6 CLR

T&G V2E TK

- ◆ ○ CT104V2 1 x 4 STK
- CT106V2 1 x 6 STK



- ◆ CTA1204S 1/2 x 4 CLR
- ◆ CTA1206S 1/2 x 6 CLR



T&G V4E TK

- ◆ ○ CTL106V4 1 x 6 STK
- ◆ ○ CT108V4 1 x 8 STK

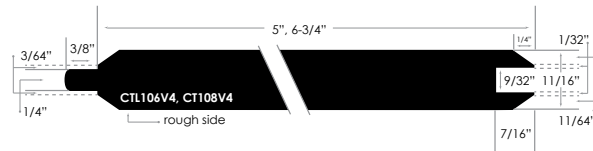


Image provided by WRCLA.

S1S2E | KD | KNOTTY CEDAR**SMOOTH BACK**

○ C BIR103	1 x 3	TK
○ C BIR104	1 x 4	TK
○ C BIR106	1 x 6	TK
○ C BIR108	1 x 8	TK
○ C BIR110	1 x 10	TK
○ C BIR112	1 x 12	TK
○ C BI5404	5/4 x 4	TK
○ C BI5406	5/4 x 6	TK
○ C BI5408	5/4 x 8	TK
○ C DI204	2 x 4	TK
○ C DI206	2 x 6	TK
○ C DI208	2 x 8	TK
○ C DI210	2 x 10	TK
○ C DI212	2 x 12	TK

S4S | GREEN | APG

○ C DS406	4 x 6	TK
○ C DS606	6 x 6	TK

S1S2E | GREEN | C/BTR

◆○ C BC102	1 x 2	CLR
◆○ C BC103	1 x 3	CLR
◆○ C BC104	1 x 4	CLR
◆○ C BC106	1 x 6	CLR
◆○ C BC108	1 x 8	CLR
○ C BC110	1 x 10	CLR
○ C BC112	1 x 12	CLR
○ C BC5404	5/4 x 4	CLR
○ C BC5406	5/4 x 6	CLR
○ C BC5408	5/4 x 8	CLR
○ C DC208	2 x 8	CLR
○ C DC210	2 x 10	CLR
○ C DC212	2 x 12	CLR

S4S | GREEN | APG

◆○ C DK404	4 x 4	TK
------------	-------	----

BALUSTER | GREEN | CLEAR

LENGTHS: 32", 3', 4', & 42"

◆○ C DC202	2 x 2	CLR
LENGTHS: 33" (BEVELED)		
○ C NC202	2 x 2	CLR

S1S2E | GREEN | APG

◆○ C BN103	1 x 3	TK
◆○ C BN104	1 x 4	TK
◆○ C BN106	1 x 6	TK
◆○ C BN108	1 x 8	TK
◆○ C BN110	1 x 10	TK
◆○ C BN112	1 x 12	TK

S1S2E | GREEN | 2/BTR

◆ C DN204	2 x 4	TK
◆○ C DN206	2 x 6	TK
◆○ C DN208	2 x 8	TK
◆○ C DN210	2 x 10	TK
◆○ C DN212	2 x 12	TK
◆ C BN5404	5/4 x 4	TK
◆ C BN5406	5/4 x 6	TK
◆ C BN5408	5/4 x 8	TK
◆ C BN5410	5/4 x 10	TK
◆ C BN541R	5/4 x 12	TK

S4S | GREEN | C/BTR


◆○ C DC202	2 x 2	CLR
◆○ C DC204	2 x 4	CLR
◆○ C DC206	2 x 6	CLR
◆○ C DC404	4 x 4	CLR



HANDRAIL | C/BTR PAD


(PARTIALLY AIR DRIED)

- ◆○ C NCHR26 2 x 6 CLR




DECKING | S4S

- ◆○ C DK206 2 x 6 REGAL AK GRN
- ◆○ C SU206 2 x 6 TK KD




- ◆ C RK546 5/4 x 6 TK KD
- ◆ C RK544 5/4 x 4 TK GRN



DECKING | S4S

- ◆○ C SD204 2 x 4 AK GRN
- ◆○ C SU204 2 x 4 TK KD



DECKING | PAC DECK | APPEARANCE

- ◆○ C PD206 2 x 6 AK GRN


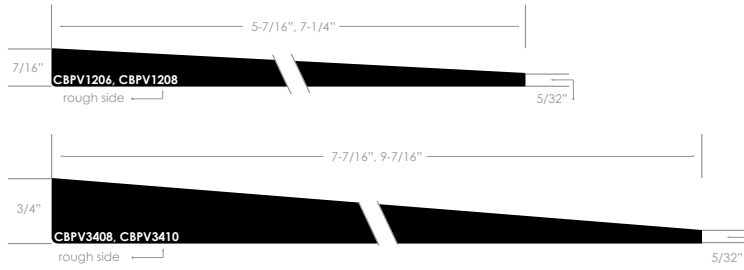


Image provided by WRCLA.

BEVEL REVERSIBLE

FINGER-JOINTED
LENGTH: 16'

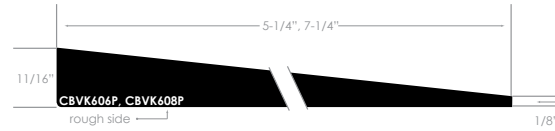
- ◆ ○ CBPV1206 1/2 x 6 VG
- ◆ ○ CBPV1208 1/2 x 8 VG
- CBPV3408 3/4 x 8 VG
- CBPV3410 3/4 x 10 VG



BEVEL GRADED TO THE RESAWN FACE

SOLID


- ◆ ○ CBVK606P 11/16 x 6 STK
- ◆ ○ CBVK608P 11/16 x 8 STK



COVE | A/BTR GRADED TO THE SMOOTH FACE

FINGER-JOINTED
LENGTH: 16'


- C FJP105 1 x 6 MG
- C FJP771 1 x 8 VG



V2E | A/BTR GRADED TO THE SMOOTH FACE

FINGER-JOINTED
LENGTH: 16'

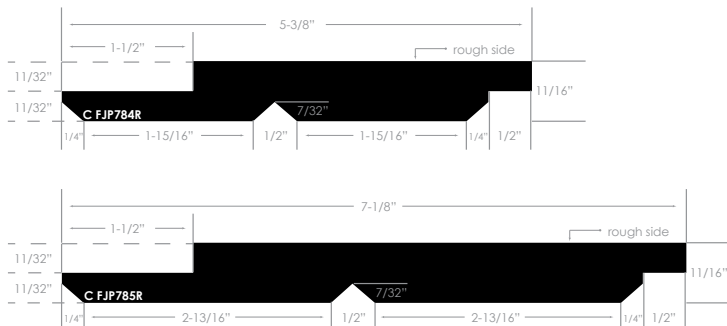
- C FJP137 1 x 6 MG
- C FJP794 1 x 8 VG



V & CENTER V | A/BTR REVERSIBLE - STRAIGHT SIDE: RESAWN; V SIDE: SMOOTH

FINGER-JOINTED
LENGTH: 16'

- C FJP784R 1 x 6 VG
- C FJP785R 1 x 8 VG



DOUBLE | A/BTR GRADED TO THE SMOOTH FACE

FINGER-JOINTED
LENGTH: 16'

- C FJP115 1 x 6 MG
- C FJP117 1 x 6 MG



T&G V2E | A/BTR

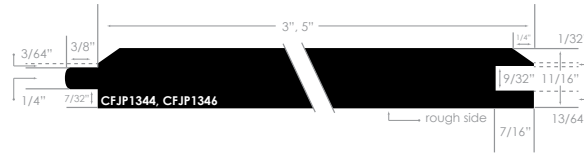
FINGER-JOINTED
LENGTH: 20'

- C FJP104FL 1 x 4 VG
(Fineline)



FINGER-JOINTED
LENGTH: 16'


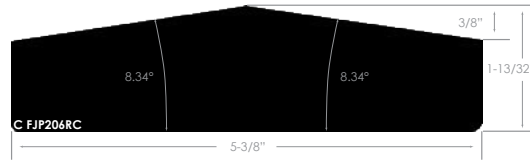
- C FJP1344 1 x 4 MG
- C FJP1346 1 x 6 MG



RAIL CAP | A/BTR

FINGER-JOINTED
LENGTH: 20'

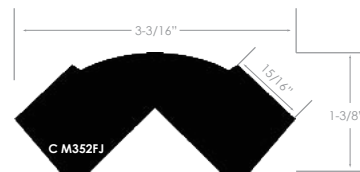
- C FJP206RC 2 x 6
- C FJP208RC 2 x 8



90° CORNER | A/BTR

FINGER-JOINTED
LENGTH: 20'

- C M352FJ 2 x 4



S1S2E | A/BTR

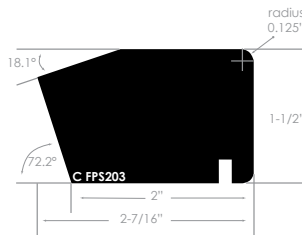
FINGER-JOINTED
LENGTH: 20'

- ◆ C FP102 1 x 2 CLR
- ◆ C FP103 1 x 3 CLR
- ◆ C FP104 1 x 4 CLR
- ◆ C FP106 1 x 6 CLR
- ◆ C FP108 1 x 8 CLR
- ◆ C FP110 1 x 10 CLR
- ◆ C FP5403 5/4 x 3 CLR
- ◆ C FP5404 5/4 x 4 CLR
- ◆ C FP5406 5/4 x 6 CLR
- ◆ C FP5408 5/4 x 8 CLR
- ◆ C FP5410 5/4 x 10 CLR
- ◆ C FP5412 5/4 x 12 CLR
- ◆ C FP204 2 x 4 CLR
- ◆ C FP206 2 x 6 CLR
- ◆ C FP208 2 x 8 CLR
- ◆ C FP210 2 x 10 CLR
- ◆ C FP212 2 x 12 CLR

WINDOW SILL | A/BTR

FINGER-JOINTED
LENGTH: 20'

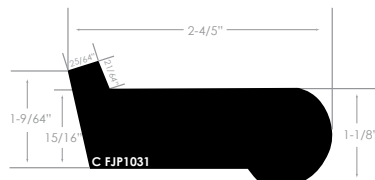
- C FPS203 2 x 3



WATERTABLE | A/BTR

FINGER-JOINTED
LENGTH: 20'

- C FJP1031 2 x 4



S4S | A/BTR

FINGER-JOINTED
LENGTH: 20'

- ◆ C FP202 2 x 2 CLR

