



Buffelen™

CUSTOM



If it's a custom house, you shouldn't be limited to a standard door.

In the past, custom doors were built in a completely different work flow. Lead times were long and production started with a drawing. With the joinery defined by CAD drawings, and the ability to adjust tooling virtually on the fly, nearly every door Buffelen makes can be built to different specifications, different profiles, without slowing down production.

Buffelen offers a full package for custom homes: exteriors, interiors, bifolds, sidelites and transoms, all from a single supplier. Custom jambs, brick moulds, astragals and sills are available to match in the same species.

Si prefiere un estilo personal, no tiene por qué limitarse a una puerta estándar.

En el pasado, las puertas por encargo se construían con un flujo de trabajo totalmente diferente. Los plazos de entrega eran largos y la producción comenzaba con un dibujo. Gracias a que ahora la carpintería se define mediante dibujos CAD y el maquinado puede adaptarse prácticamente sobre la marcha, casi todos los modelos de puertas Buffelen pueden construirse conforme a distintas especificaciones y diferentes perfiles, sin extender el tiempo de producción. Buffelen ofrece un paquete completo para casas personalizadas: exteriores, interiores, de dos hojas, cristales laterales y travesaños, todos con un solo proveedor. Se surten a pedido jambas, contramarcos, molduras y umbrales que igualan el tipo de madera que se necesite.

The possibilities are limited only by your imagination.

Often, it starts with a quick sketch from the architect's hand, or an idea that springs to life from the cocktail napkin where it was born. Either way, it is a quality door that's made to order.

Nothing is out of bounds. Curves, ellipticals, rounds, arches, virtually any shape you can put on paper. Panels can be v-grooved, planked or beaded. You can choose from any species that matches your decor, even mix species if that's your dream. Buffelen stocks 17 different species and can custom re-saw virtually any species to your order. After all, that's the definition of a custom door.

Las posibilidades están limitadas solo por su imaginación.

Todo suele empezar por un boceto rápido hecho a mano por el arquitecto o una idea que salta a la realidad a partir de la servilleta de papel donde se originó. Como sea, es una puerta de calidad que se hace al gusto de usted. Nada está fuera de los límites. Curvas, óvalos, círculos, arcos, prácticamente cualquier forma que pueda poner en papel. Los paneles pueden ser con ranura en v, en tablón o redondeados. Puede escoger la madera que mejor vaya con su decoración, incluso especies mixtas si ese es su ideal. Buffelen almacena 17 especies de madera distintas y puede cortar más virtualmente de cualquier especie para satisfacer su pedido. Después de todo, eso es lo que significa hacer una puerta personalizada.



Photos provided
by Buffelen™

Custom

How to Pick Your Door

EXTERIOR DOORS

Your front door serves as the focal point of your home. A great entrance can convey style and conjure emotion for all who walk through. Aligning your front door appearance with your home's style will provide a complete and welcoming look. Add decorative clear glass to increase natural light or choose an obscurity style to ensure privacy from the street.

INTERIOR DOORS

Interior doors carry your desired style throughout your home. While there is no specific rule to follow, line styles should be replicated for a finished appearance. Craftsman front doors usually pair well with flat panel interior doors and square lines. While traditional entry doors may coordinate better with raised panel designs. It's important to have continuity throughout your home with whatever style you choose and don't forget to incorporate closet and fire doors into your decision.

PUERTAS EXTERIORES. Su puerta delantera constituye el punto focal de su casa. Una bella entrada puede transmitir estilo y despertar emociones en quien la cruza. Si la puerta delantera armoniza con el estilo de su casa, esta mostrará una imagen integral y acogedora. Añada cristal decorativo o translúcido para aumentar la iluminación natural o escoja un estilo más oscuro para proteger su privacidad del exterior.

PUERTAS INTERIORES. Las puertas interiores llevan por toda la casa el estilo que desea. Aunque no hay una regla específica, los estilos de línea deben repetirse para crear una imagen refinada. Las puertas delanteras artesanales por lo general van bien con puertas interiores de panel plano y ángulos rectos. Por otro lado, las puertas de entrada convencionales coordinan mejor con paneles de diseño realzado. Sea cual sea el estilo que escoja, es importante mantener continuidad en toda la casa. Y no se olvide de incluir en su decisión las puertas cortafuego y para clóset.



CHOOSE YOUR...

1 Opening Design

Doors, bifolds, louvers, sidelites, transoms
Puertas, de dos hojas, de persiana, cristales laterales y travesaños

2 Door Style

Unlimited panel and glass combinations
Combinaciones ilimitadas de paneles y cristales

3 Species

17 species of wood stocked
17 especies de madera almacenadas

4 Glass Style

Over 20 styles of glass
Más de 20 estilos de cristal

5 Panel & Sticking


Customize even the most intricate details
Personalice hasta los detalles más minuciosos

Imagine the Possibilities

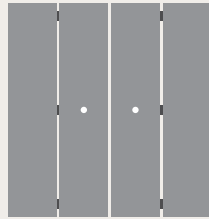
1 OPENING DESIGN DISEÑO DE APERTURA



Single Door




Double Door




Bifold Door



Louver


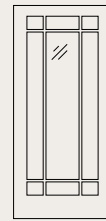
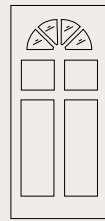
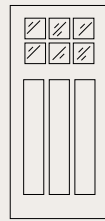
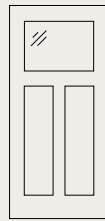
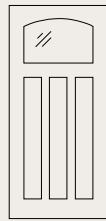
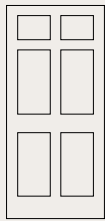


Sidelite(s)



Transom

2 DOOR STYLE ESTILO DE PUERTA




More options available*

3 SPECIES ESPECIE



Cherry




Clear Pine



Cypress



Fir



Hickory



Knotty Alder




Knotty Pine




Oak



Plain Sawn White Oak




Ribbon Grain Mahogany



Sapele




Superior Alder



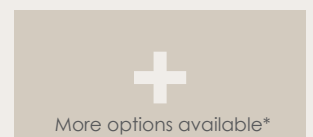
Walnut



White Birch



White Maple




More options available*

4


GLASS STYLE ESTILO DE CRISTAL




Clear



Clear Bevel



Grey



Bronze



IG with White GBG




IG with Black GBG




Flemish



Seedy Baroque



Narrow Reed



Cross Reed




Monumental




Rain




Glue Chip




Double Glue Chip




Delta Frost




P516




Mistlite




Satin Etch Matte




Bamboo




Sycamore



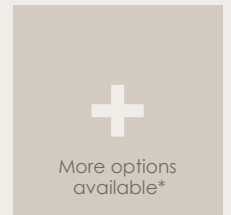
Taffeta



White Laminate



Decorative



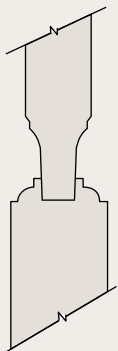
+

More options available*

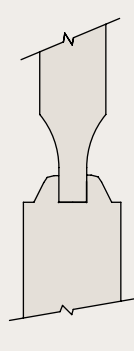
Custom

5

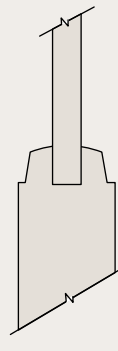
PANEL & STICKING OPTIONS OPCIONES DE PANEL Y CONTORNO



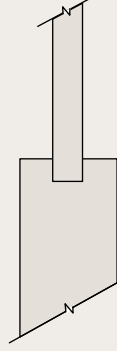
Hip Raised Panel with Ovolo Sticking



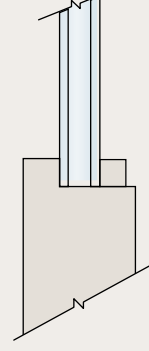
Bladder Press Raised Panel with Beveled Sticking



Flat Panel with Beveled Sticking



Flat Panel with Square Sticking



Insulated Glass, Mission Offset with Square Sticking



+

More options available*

*For full options and custom capabilities, please refer to the Buffelen full-line catalog.